


# ALAMANCE COUNTY



*The Haw River at Glencoe*

**FY26-27**

**MANAGER'S  
RECOMMENDED  
BUDGET**



This page left intentionally blank



**Introduction**

County Leadership ..... 1  
 Strategic Plan ..... 2  
 Organizational Chart ..... 3  
 Budget Calendar ..... 4

**Manager's Message**

Manager's Message ..... 6

**Budget Ordinances**

Annual Budget Ordinance ..... 14  
 Schools Capital Project Ordinance ..... 25  
 County Capital Project Ordinance ..... 26  
 ARPA Project Ordinance ..... 28  
 State Capital Infrastructure Fund Ordinance ..... 29

**Summaries**

Requests Not Recommended ..... 30  
 Budget In Brief ..... 35  
 General Fund Revenue Summary ..... 37  
 General Fund Expenditure Summary ..... 39  
 All Funds Revenue Summary ..... 41  
 All Funds Expenditure Summary ..... 42  
 Transfers Summary ..... 43  
 Position Summary ..... 45  
 Position Change Detail ..... 47  
 Fee Schedule Changes ..... 48

**Departmental Budgets and Performance Goals**

General Government Function ..... 68  
 Board of Commissioners ..... 69  
 County Manager's Office ..... 71  
 Planning ..... 74  
 HR ..... 77  
 Budget ..... 81  
 Finance ..... 84  
 Tax ..... 87  
 Tax - Revaluation ..... 90  
 GIS - Geographic Information Systems ..... 91  
 County Attorney's Office ..... 94  
 Courts ..... 96  
 Elections ..... 97  
 Register of Deeds ..... 100  
 Central Services Function ..... 103  
 Facilities Management ..... 104  
 Information Technology ..... 107  
 Public Safety Function ..... 110  
 Sheriff ..... 111  
 Sheriff - General ..... 115  
 Sheriff - School Resource Officers ..... 117  
 Sheriff - Detention ..... 118  
 Sheriff - ICE ..... 119  
 Fire Marshal ..... 120  
 Fire Services ..... 123  
 Emergency Management ..... 124



Emergency Management - SARA Management ..... 127

Emergency Medical Services ..... 129

Inspections ..... 132

Central Communications ..... 135

Animal Shelter ..... 138

Non-Departmental Public Safety ..... 139

Economic and Physical Development Function ..... 140

Transportation ..... 141

Economic Development ..... 143

Cooperative Extension ..... 145

Soil Conservation ..... 149

Health Function ..... 152

Health - Behavioral Health/Substance Use ..... 153

Health - Dental ..... 155

Health - Environmental Health ..... 157

Health - Personal Health ..... 159

Health - WIC ..... 163

Social Services Function ..... 165

Department of Social Services ..... 166

Family Justice Center ..... 169

Family Justice Center - Grants ..... 173

Other Human Services Function ..... 175

Veteran Services Department ..... 176

Non-Departmental - Human Services ..... 179

Education Function ..... 180

Alamance-Burlington School System ..... 181

Alamance Community College ..... 183

Culture and Recreation Function ..... 184

Library ..... 185

Parks ..... 188

Debt Service and Transfers to Other Funds ..... 191

Capital Plan - Debt Services ..... 192

Capital Plan - Transfers ..... 193

Emergency Telephone System Fund ..... 194

TDA ..... 195

Landfill ..... 197

Indigent Trust Fund ..... 200

Employee Insurance Fund ..... 201

Worker's Compensation Fund ..... 202

**Capital Improvement Plan**

Capital Improvement Plan Information ..... 203

Fund Descriptions ..... 207

Recommended CIP ..... 208



## County Leadership

### Board of Commissioners



(L-R) Top Row: Commissioner Ed Priola; Commissioner Pamela T. Thompson  
Bottom Row: Vice Chair Steve Carter; Chair Kelly Allen; Commissioner Dr. Sam Powell

### County Management

Heidi York	<b><i>County Manager</i></b>
Sherry Hook	<b><i>Deputy County Manager</i></b>
Brian Baker	<b><i>Assistant County Manager</i></b>

### Budget & Management Services

Rebecca Crawford	<b><i>Budget &amp; Management Services Director</i></b>
Anna Bowland	<b><i>Budget Analyst</i></b>
Brent LaFrancis	<b><i>Budget Analyst</i></b>
Lauren Wilcox	<b><i>Budget Analyst</i></b>



This page left intentionally blank



# Alamance County Strategic Plan

## 2023-2028

### *Mission*

Alamance County effectively provides its citizens with high-quality public services, the tools for successful economic development, and a responsive, transparent government that supports the community as the preferred place to live, work, and play.

### *Vision*

Alamance County is a cohesive community with a thriving economy that balances respect for our rural history with thoughtful growth and development.



### Public Safety

Protect the Public Health and Safety of Our Residents



### Smart Development

Preserve Our Rural Heritage, Develop Our Urban Core



### Education

Collaborate With Our Local Education Providers to Support Lifelong Learning



### Accountability

Provide Accountable and Efficient Government Services



### Quality of Life

Maintain the Quality of Life in our Community by Supporting our Unique Assets

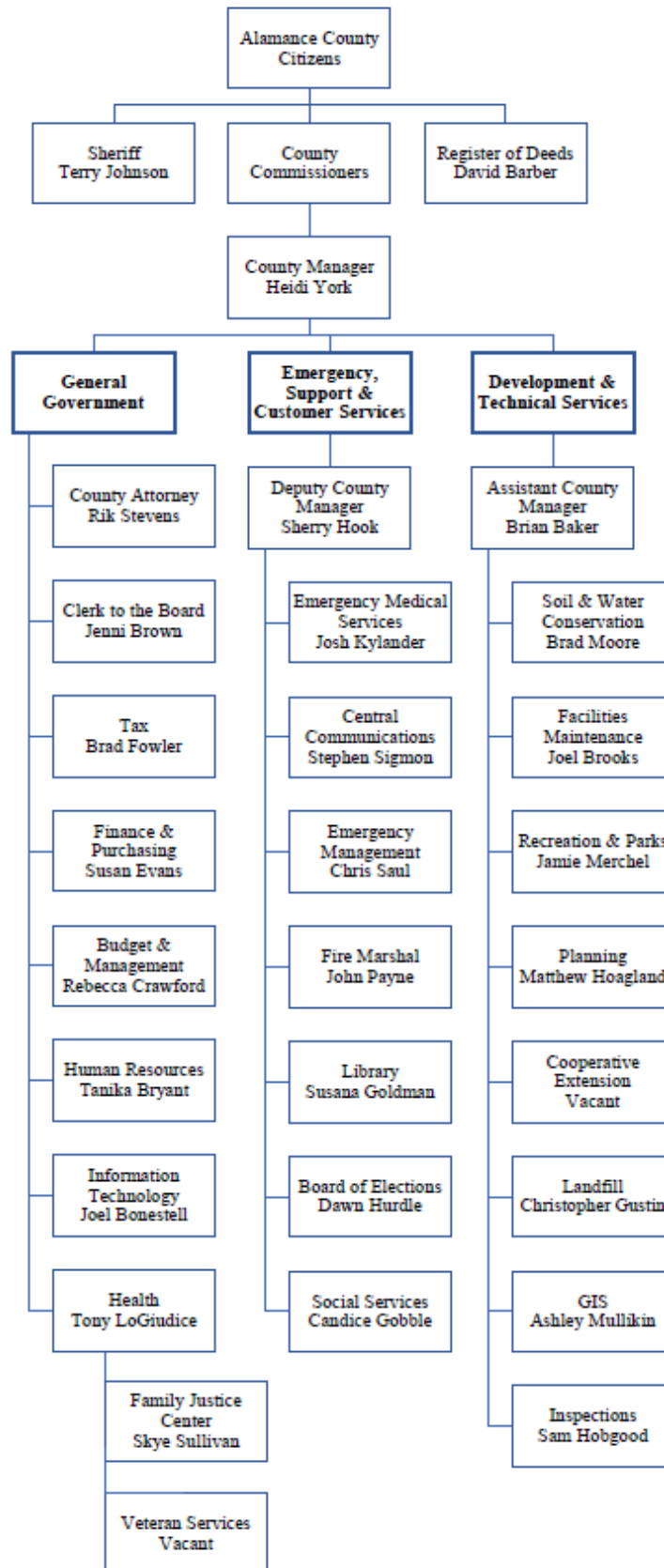
Alamance County’s “Vision Alamance” Strategic Plan was adopted by the Alamance County Board of Commissioners on August 6, 2018 for the years 2018-2023. The strategic plan was renewed for years 2023-2028. More information about the strategic plan is available on the Alamance County website: [alamance-nc.com/budgetdept/](http://alamance-nc.com/budgetdept/)



This page left intentionally blank



# Alamance County Organizational Chart





This page left intentionally blank



## Budget Calendar

---

### December

Distribution of CIP Budget Materials to Departments December 5, 2025

### January

CIP Requests Due from Departments to Budget Department January 20, 2026

Board of Commissioners Winter Work Session January 20 – January 21, 2026\*

### February

Budget Kickoff and Operating Budget Materials Distributed to Departments and Education February 3, 2026

Departmental Operating Budget Requests Due February 27, 2026

### March

Alamance-Burlington School System and Alamance Community College Budget Request Due March 30, 2026

### April

Departmental Budget Reviews with County Manager April 9 – April 24, 2026

Fire District Budgets Due April 24, 2026

### May

Alamance-Burlington School System Budget Statutory Deadline May 15, 2026

Presentation of FY26-27 Manager's Recommended Operating and Capital Budgets to Board of Commissioners May 18, 2026\*

### June

Board of Commissioners Budget Public Hearing: Public Hearing on Proposed FY26-27 Budget June 1, 2026\*

Board of Commissioners Budget Work Session June 9, 2026\*

Adoption of FY26-27 Budget Ordinances (Operating and Capital Improvement Plan) June 15, 2026\*

*\*Board of Commissioners meeting date*



This page left intentionally blank



## FY26-27 Budget Message

May 18, 2026

Honorable Alamance County Board of Commissioners:

At the adoption of the Fiscal Year 2025-2026 Budget, both staff and the Board knew that Alamance County would face a very difficult challenge in preparing the Fiscal Year 2026-2027 Budget. We have been aware over the last twelve months that the County has been facing a sizable budget deficit. This year, we began the budget process with a nearly \$13 million deficit between revenues and expenditures, just to maintain the same level of services we have today. In addition, we are all aware that goods and services are increasingly more expensive. We experience this in our own household budgets and local governments are not exempt from the very same inflationary pressures that we are each experiencing.

For many years, the County has used its savings, or Fund Balance, to pay for recurring operating expenses. This avoided tax increases in the short-term but weakened our long-term financial position and further compounded our challenges for the next fiscal year. These past choices have left us with fewer reserves, greater risk during emergencies, and a possible threat to our future bond ratings. If we continue this path, we will risk attention from the NC Local Government Commission for not rebuilding our Fund Balance and not addressing recurring budget needs.

Because of this spending trend and further reductions in federal and state revenues to support our mandated services and programs, the Fiscal Year 2026-2027 Recommended Budget of \$239,115,000 requires fiscal constraint and strong disciplined spending. This spending plan is designed to reduce financial risks, rebuild stability, and move the County toward responsible long-term planning with a more structurally sound budget.

This Recommended Budget is \$3.0M less than the Fiscal Year 2025-2026 Budget, which represents a 1.2% decrease in spending, despite the current inflationary rate of 3% (Consumer Price Index, Southeastern Region, April 2026).

### **Valuing Input from our Community**

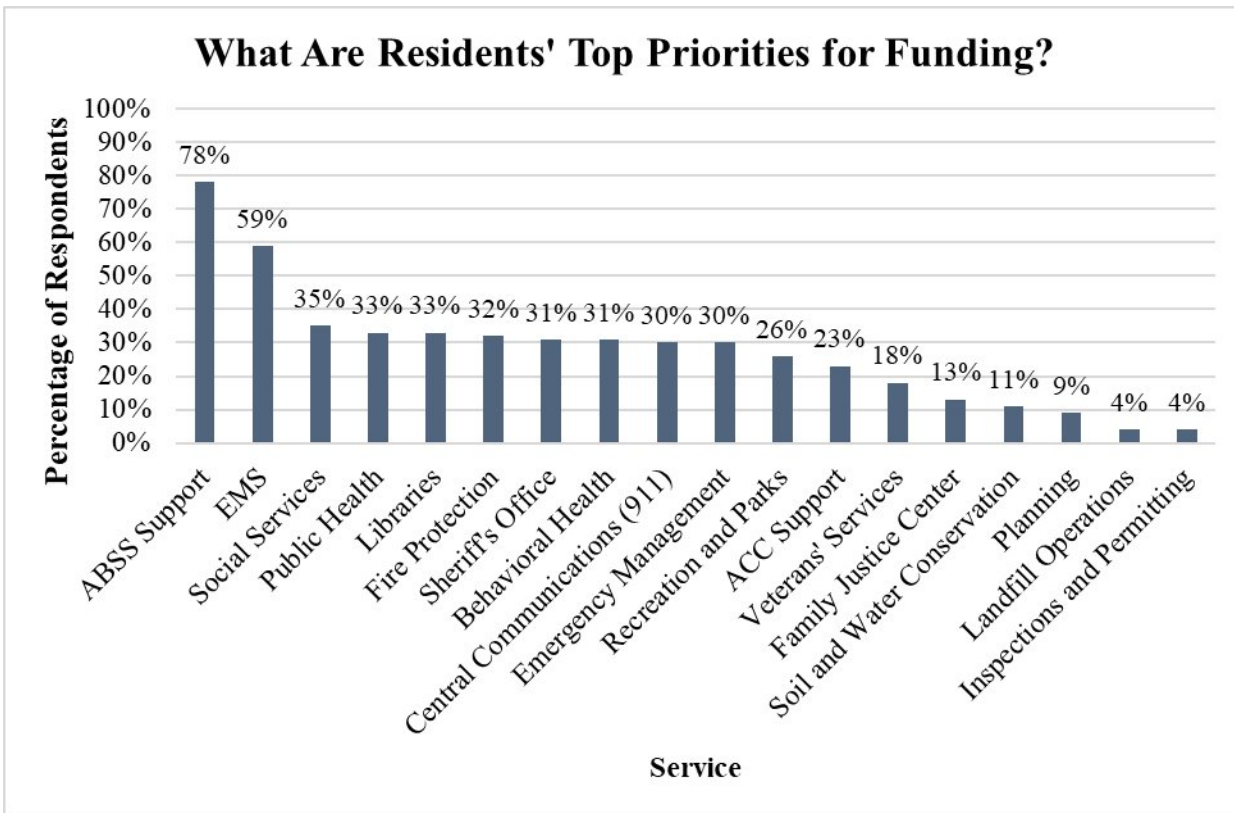
In past years, the primary opportunity the public had to provide input into the budget and funding priorities was through one public hearing, after the Board received the manager's recommended budget. This year, staff wanted to expand opportunities for public input in the development of the recommended budget, so that we could better understand what was important to them in the upcoming budget. To help navigate the difficult choices, the County launched its first Community Budget Input Survey, receiving 889 responses. While this represents a small share of the overall county population, it is a much larger share of responses than the public hearing affords. This input from the public is critical and helped provide a better understanding of the priorities of Alamance County residents.



**What is important to Alamance County residents?**

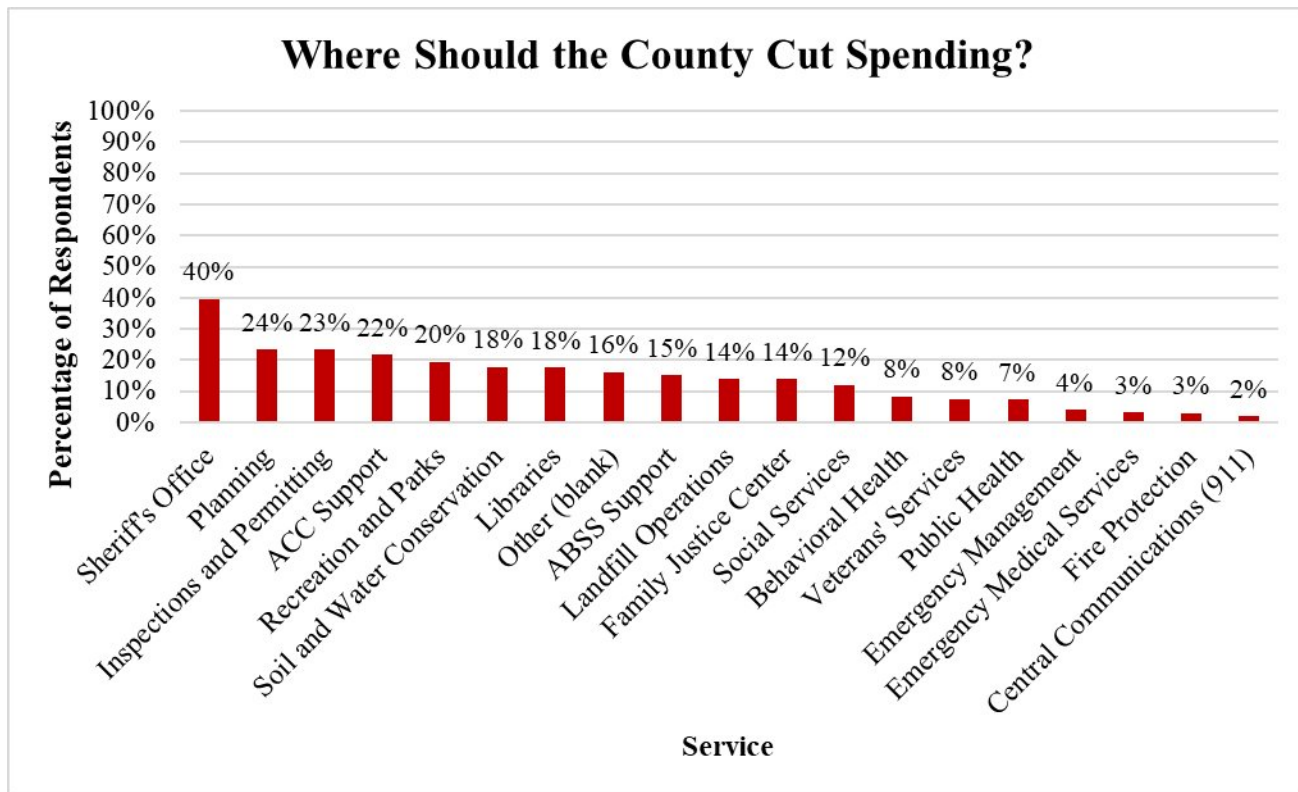
Strategic Area	Score
1. Education	80
2. Public Safety	69
3. Quality of Life	63
4. Smart Development	43
5. Accountability	42

**What are Alamance County residents' top priorities for funding in the FY26-27 budget?**





Respondents also offered their input on **Where the County should reduce funding to balance the budget.** The graphic below displays the responses received.



I also considered comments from last year’s public hearing, where the majority of speakers asked the County to increase education funding and prioritize emergency services.

This valuable public input influenced the recommendations for the FY26-27 Budget.

**Putting an End to Undisciplined Spending of Fund Balance Reserves**

After the most recent revaluation in 2023, the Board chose to keep the property tax rate nearly at revenue neutral, by lowering the rate from 65.0 cents to 43.2 cents. This meant the County did not benefit from the higher property values and chose to forgo the revenue growth. Since then, the County has had to continually adjust the tax rate to meet the needs of the community with the services that they have come to expect and try to keep up with inflation.

In the current Fiscal Year, the County appropriated \$11 million of Unassigned Fund Balance: more than 4.6% of the revenue budget. This was the highest amount in our history. As a result, we ended FY24-25 with a Fund



Balance of 16.4%, well below the Board's adopted policy to maintain a minimum of 20% of expenditures. The Policy states that anything above 20% is then designated for use in the capital budget, so previous boards actually intended for Fund Balance to be above 20%, which is consistent with best practices prescribed by the NC Local Government Commission and the Government Finance Officers Association. Estimated projections by staff forecast the current level of Fund Balance to be at 15.1%, even lower than at fiscal year-end of 2024-2025.

Because our reserves are so low, we have very little capacity to handle emergency needs, and our strong Aa1/AA+ bond ratings could be at risk. These ratings save taxpayers money by keeping our borrowing costs low. Protecting these ratings is critical.

For Fiscal Year 2026-2027, I am not recommending the use of any Unassigned Fund Balance. Using savings again would weaken us further and make it harder to manage unknowns like changes in Medicaid funding, FEMA reimbursements, or possible new state laws affecting property taxes and future revaluations.

A strong fund balance is one of the most important signs of financial health. It ensures steady cash flow, helps us handle disasters, and protects us from major service cuts when revenue falls short. We must now rebuild, not continue to drain it.

## **Fiscal Year 2026-2027 Revenues**

### **State and Federal Funding Cuts**

We are facing unprecedented reductions in both federal and state revenues that support mandated programs and services. Alamance County is estimating a decrease of \$4.9 million in revenues, but in many cases, the programs and services will have to continue. Federally, these cuts have come from the One Big Beautiful Bill, which will impose new requirements on Medicaid recipients. DSS staff will be required to perform more recertifications and more work requirement verifications, costing the County more to serve the same 60,000 Medicaid beneficiaries in Alamance County. Administrative costs for SNAP (food and nutrition services) have historically been covered by federal reimbursements at 50% of county costs. As of October 1, this reimbursement will be reduced to 25%, requiring the County to fund an additional \$764,488 just for that program.

On a state level, counties are losing revenue through an affordable housing loophole that allows apartment complexes to be exempt from paying property taxes if a nonprofit holds even .1% ownership in the apartment complex if they house residents with low or moderate incomes. The Mitchell County v. Blue Ridge Housing case from 2013 is causing Alamance County to lose \$550,000 in the current Fiscal Year and a projected loss of \$650,000 in the upcoming Fiscal Year.

### **Other Revenues:**

Sales tax revenue has returned to pre-COVID levels, with growth projected at 3.6% in the coming year, reflecting a leveling off as we are no longer seeing the steep increases we had in previous years.

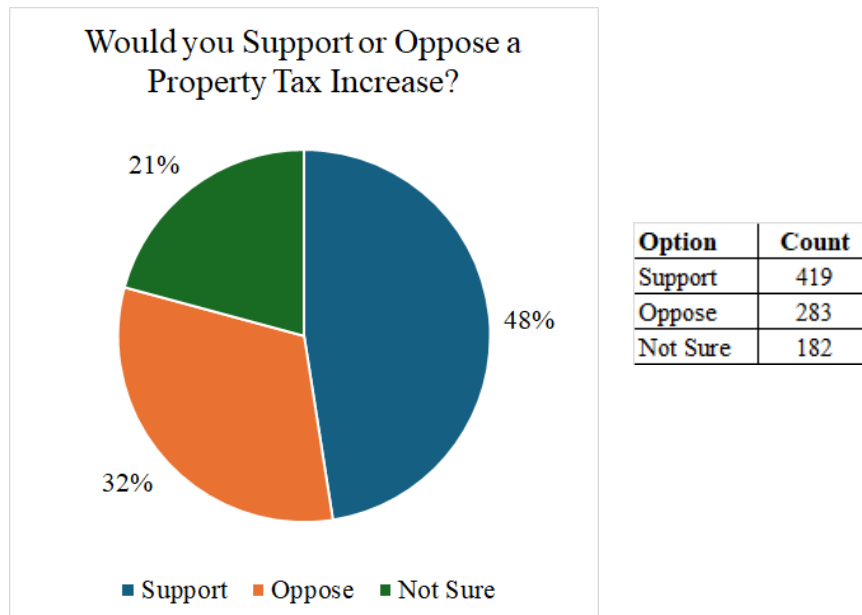


Interest earnings are expected to drop by \$2.1 million, a 36% decrease, after several strong years when the County had more robust fund balances including the ARPA funds.

**Property Tax:**

The largest revenue source for the county; the property tax base is projected to grow from \$26.7 billion to \$27.7 billion. This accounts for natural growth at a normal pace and helps generate additional revenue, but it is not enough to close the gap caused by fund balance depletion and the cuts in federal and state funding.

To balance the budget, I am recommending the Board set a tax rate of 51.65 cents, an increase of 2.25 cents. This increase will provide an additional \$6,184,562 in new revenue. One penny generates \$2.75 million, with a projected collection rate of 99.1%. The median home value for Alamance County is \$289,200, so this additional two and a quarter cents will increase an average tax bill by about \$65 annually, or \$5.41 per month. While increasing the tax rate is always a last resort, the results of Alamance County’s Community Budget Input Survey help provide some insight on the respondents’ viewpoints:



Several volunteer fire districts are also requesting increases to their rates to support staff pay increases, additional staff to respond to increased call volume and new housing developments, as well as equipment purchases.:

- 54 E. Swepsonville: .060 to .075 (.015 increase)
- Eli Whitney: .086 to .110 (.024 increase)
- Faucette: .090 to .120 (.030 increase)
- Swepsonville: .060 to .075 (.015 increase)



## Fiscal Year 2026-2027 Expenditures

The General Fund Budget is proposed at \$239.1 million; this is a 1.2% reduction in spending which requires nearly \$23 million in spending cuts from what was requested plus the deficit created from current year fund balance usage. Spending in Fiscal Year 26-27 is being reduced by about \$3M from the current year (FY25-26) Adopted Budget, this amounts to just over a penny equivalent on the tax rate. These spending cuts come from eliminating vacant positions, reducing operating budgets in County departments, not expanding programs or services, and using County Capital Reserves rather than General Fund appropriations for County capital needs.

### Personnel

The following vacant positions are proposed to be cut:

- 1.0 FTE Assistant Clerk to the Board of County Commissioners
- 1.0 FTE Assistant County Manager
- 2.0 FTE Information Technology positions
- 4.0 FTE EMS Paramedics
- 35.8 FTE Sheriff's Office positions (majority due to the elimination of the ICE Detention program)
- 5.4 FTE Health Department positions
- 4 Library temporary positions
- .5 Cooperative Extension (funding contribution to NC State Cooperative Extension)

A total of 50.2 vacant positions are eliminated in FY26-27, resulting in \$820,000 in reductions. As an additional cost savings measure, this budget does not fully fund all vacant positions but imposes a vacancy rate on those departments that carry a large number of vacancies based on historical trends. These departments include Emergency Medical Services, Social Services, Public Health, and the Sheriff's Office.

There were 24 new full-time positions requested. The positions that are recommended have no cost to the General Fund and are fully funded with outside revenue sources:

- 1 Foreign Language Interpreter II (funded through Dental Revenues)
- 1 Substance Abuse Education Specialist (funded through Opioid Settlement Funds)
- 1 Tourism Marketing & Communications Coordinator (funded through Occupancy Tax Revenues)

Adding to personnel expenditures is another mandatory increase to the State Retirement System, nearly \$500,000 more next Fiscal Year. The Board has prioritized supporting the County workforce through competitive pay. Although the current inflation rate is 3.3%, this budget funds a reduced cost of living adjustment for all county employees of 2%. Merit Pay, which rewards employees for their performance based



on measured progress is funded at 2.5% per employee, though this adjustment is not guaranteed to every employee. Continuing to assess compensation keeps Alamance County competitive in recruitment and retention of employees; a pay compression study is planned for next year at a cost of \$150,000. Finally, a separate pay plan is proposed for sworn positions in the Sheriff's Office, allowing their pay to stay competitive with market comparisons. This new pay plan will not have any additional costs associated with it.

## Education

Counties are continuously requested to provide additional funding for education well above what is required by General Statute. An important reminder: counties are responsible for funding facilities and maintenance. The State is supposed to fund the operations of schools. Because State funding does not fully provide for schools' operating costs (Current Expense), counties are strained to fill in the gaps.

Education remains 40% of the total County budget. Due to the declining revenues impacting this budget, the County is unable to significantly increase funding for education, but unlike county services, there are no reductions in proposed funding.

### Alamance Burlington School System (ABSS)

The total recommended funding is \$85.2 million:

- Current expense funding is recommended at \$58,763,376, an increase of \$1.45 million, satisfying the State statute mediation calculation
- Per-pupil funding is \$2,328, an increase of \$77
- Capital outlay (Repair & Maintenance) remains level at \$4.8 million
- Capital Improvement Plan funding is recommended level at \$9.4 million
- Debt service decreases due to the retirement of debt, funded at \$11.4 million

### Alamance Community College (ACC)

The total recommended funding amount is \$10.1 million, an increase of approximately \$90,000 from the FY25-26 amount.

- Current expense remains level at \$4,877,822
- Capital outlay (Repair & Maintenance) increases by 19.4% to \$640,000
- Transfers to Capital Reserves (\$54,393) and to the multi-year Capital Improvement Plan Fund (\$585,407), will add an additional \$400,000
- Debt service is decreasing due to the retirement of debt, but funded at nearly \$4 million

## Capital Improvement Plan

Because recurring revenues are strained to maintain services, I am proposing to use one-time capital reserves to fund one-time County capital items this year. This prevents deeper service cuts but means we deplete these reserves and will have to rely on new General Fund appropriations or increased debt financing to fund capital projects going forward. This Recommended Budget reallocates the remaining set aside funds for the Courthouse



Project of \$7.3 million for County capital projects, including replacing cardiac monitors for EMS that have reached end of life (\$1M); replacing cell doors in the Detention Center (\$1M); software and technology updates to improve efficiencies, as well as HVAC and roofing improvements.

Our education partners will receive \$9.4M for ABSS: \$8M for roofing and HVAC replacements plus \$1.4M for technology equipment replacements; ACC will receive \$585,000 for flooring, roof replacements, and parking lot repairs.

## Looking Forward

Population growth is increasing demand for all services. The County's General Fund spending per resident remains lower than many neighboring counties, who are now using their own fund balances to address similar challenges. Because our fund balance is already significantly below policy, with no viable plan in place to restore it to an appropriate level, we cannot follow that path.

This budget has been difficult. It reflects hard choices that must be made to protect Alamance County's financial health.

The Fiscal Year 2026-2027 Recommended Budget focuses on stability, sustainability, and preparing for future needs by rebuilding the County's financial strength.

This Budget:

- Incorporates input from the Community Budget Survey
- Reduces spending
- Reduces positions
- Stops appropriating Fund Balance for recurring and ongoing costs
- Protects core services
- Invests in the County workforce
- Maintains required education funding
- Plans responsibly for future debt

We must move forward with a structurally sound approach; one that supports our growing community, protects taxpayers, and restores financial strength. I look forward to working with the Board as we continue planning for a strong and sustainable future for Alamance County.

Respectfully Submitted,

Heidi N. York



This page left intentionally blank



This page left intentionally blank



**ANNUAL BUDGET ORDINANCE**

Fiscal Year 2026-2027

Alamance County, North Carolina

**BE IT ORDAINED** by the Board of Commissioners of Alamance County, North Carolina:

**Section I. Budget Adoption, 2026-2027**

There is hereby adopted the following anticipated revenues and expenditures, financial plans, and certain restrictions and authorizations for Alamance County for the fiscal year beginning July 1, 2026, and ending June 30, 2027.

**Section II. Summary**

	FY26-27 Recommended
General Fund	\$239,115,000
Emergency Telephone	\$586,269
Tourism Development Authority	\$1,185,444
County Buildings Capital Reserve	\$2,008,745
ACC Capital Reserve	\$54,393
Landfill	\$8,150,929
Indigent Trust Fund	\$1,590,000
Employee Insurance Fund	\$15,183,263
Workers Compensation Fund	\$1,294,410
54 East Fire District	\$518,926
Swepsonville Fire District	\$1,229,341
Faucette Fire District	\$970,067
Northeast Alamance Fire District	\$748,418
Elon Fire District	\$441,216
North Central ALA Fire District	\$214,014
Eli Whitney/87 S Fire District	\$1,060,901
EM Holt Fire District	\$1,408,000
Haw River Fire District	\$364,261
Snow Camp Fire District	\$885,915
Eastern ALA Fire District	\$560,098
A/O Fire District	\$1,006,563
<b>Total</b>	<b>\$278,576,173</b>

**Section III. Appropriations**

There is hereby appropriated from the following funds these amounts for the fiscal year:

General Fund	FY26-27 Recommended
Governing Body	\$318,909
County Manager	\$838,757
Planning	\$461,184
Human Resources	\$1,378,184
Budget and Management Services	\$502,918
Finance	\$1,611,197



Tax Administration	\$3,724,956
Revaluation	\$1,226,583
GIS Mapping	\$641,450
County Attorney	\$1,210,632
Courts	\$508,598
Board of Elections	\$1,143,269
Register of Deeds	\$1,138,571
Information Technology	\$6,104,154
Facilities Maintenance	\$3,952,494
Non-Departmental General Government	\$351,863
Sheriff	\$40,482,566
Emergency Management/SARA	\$499,252
Fire Marshal/Fire Services	\$588,420
Inspections	\$1,610,155
Emergency Medical Services	\$11,898,982
Animal Shelter	\$1,333,944
Central Communications	\$3,742,060
Non-Departmental Public Safety	\$125,000
Economic & Physical Development	\$4,717,255
NC Cooperative Services	\$484,746
Soil Conservation	\$582,979
Health	\$16,668,510
Social Services	\$25,087,494
Family Justice Center	\$639,933
Veterans Services	\$505,862
Non-Departmental Human Services	\$2,342,404
Alamance-Burlington School System	\$64,383,876
Alamance Community College	\$5,517,822
Library	\$4,156,681
Parks	\$3,021,510
Debt Service	\$15,477,027
Transfers to Other Funds	\$10,134,803
<b>Total Appropriations</b>	<b>\$239,115,000</b>
<b>Emergency Telephone Fund</b>	
Central Communications	\$586,269
<b>Total Appropriations</b>	<b>\$586,269</b>
<b>Tourism Development Authority Fund</b>	
Tourism Development Authority	\$1,185,444
<b>Total Appropriations</b>	<b>\$1,185,444</b>
<b>County Buildings Capital Reserve Fund</b>	
Transfers to Other Funds	\$2,008,745
<b>Total Appropriations</b>	<b>\$2,008,745</b>
<b>ACC Capital Reserve Fund</b>	
Transfers to Other Funds	\$54,393
<b>Total Appropriations</b>	<b>\$54,393</b>
<b>Landfill Fund</b>	
Landfill	\$8,150,929
<b>Total Appropriations</b>	<b>\$8,150,929</b>



<b>Indigent Trust Fund</b>	
Social Services	\$1,590,000
<b>Total Appropriations</b>	<b>\$1,590,000</b>
<b>Employee Insurance Fund</b>	
Employee Insurance	\$15,183,263
<b>Total Appropriations</b>	<b>\$15,183,263</b>
<b>Workers Compensation Fund</b>	
Workers Compensation	\$1,294,410
<b>Total Appropriations</b>	<b>\$1,294,410</b>
<b>Fire District Funds</b>	
54 East Fire District Fund	\$518,926
Swepsonville Fire District	\$1,229,341
Faucette Fire District	\$970,067
Northeast Alamance Fire District	\$748,418
Elon Fire District	\$441,216
North Central Alamance Fire District	\$214,014
Eli Whitney/87 S. Fire District	\$1,060,901
EM Holt Fire District	\$1,408,000
Haw River Fire District	\$364,261
Snow Camp Fire District	\$885,915
Eastern Alamance Fire District	\$560,098
A/O Fire District	\$1,006,563
<b>Total Appropriations</b>	<b>\$9,407,720</b>

**Section IV. Revenues**

The following revenues are estimated to be available during the fiscal year beginning July 1, 2026, and ending June 30, 2027, to meet the foregoing appropriations:



	FY26-27 Recommended
<b>General Fund</b>	
Property Taxes	\$142,899,353
Sales Taxes	\$47,261,966
Other Taxes and Licenses	\$3,778,000
Unrestricted Intergovernmental	\$275,000
Restricted Intergovernmental	\$24,776,770
Sales and Services	\$12,202,124
Licenses and Permits	\$2,287,800
Investment Earnings	\$3,658,432
Miscellaneous	\$892,098
Appropriated Fund Balance	\$608,457
Operating Transfers	\$440,000
Sale of Surplus Property	\$35,000
<b>Subtotal</b>	<b>\$239,115,000</b>
<b>Emergency Telephone</b>	
Restricted Intergovernmental	\$586,269
<b>Subtotal</b>	<b>\$586,269</b>
<b>Tourism Development Authority</b>	
Other Taxes and Licenses	\$950,600
Appropriated Fund Balance	\$234,844
<b>Subtotal</b>	<b>\$1,185,444</b>
<b>County Buildings Capital Reserve</b>	
Appropriated Fund Balance	\$2,008,745
<b>Subtotal</b>	<b>\$2,008,745</b>
<b>ACC Capital Reserve</b>	
Operating Transfers	\$54,393
<b>Subtotal</b>	<b>\$54,393</b>
<b>Landfill</b>	
Other Taxes and Licenses	\$506,600
Restricted Intergovernmental	\$546,691
Sales and Services	\$6,375,938
Investment Earnings	\$564,000
Miscellaneous	\$127,700
Sale of Surplus Property	\$30,000
<b>Subtotal</b>	<b>\$8,150,929</b>
<b>Indigent Trust Fund</b>	
Unrestricted Intergovernmental	\$1,590,000
<b>Subtotal</b>	<b>\$1,590,000</b>
<b>Employee Insurance Fund</b>	
Sales and Services	\$14,233,263
Investment Earnings	\$200,000
Miscellaneous	\$750,000
<b>Subtotal</b>	<b>\$15,183,263</b>
<b>Workers Compensation Fund</b>	
Sales and Services	\$1,264,410
Investment Earnings	\$30,000
<b>Subtotal</b>	<b>\$1,294,410</b>
<b>54 East Fire District</b>	
Property Taxes	\$518,926
<b>Subtotal</b>	<b>\$518,926</b>
<b>Swepsonville Fire District</b>	
Property Taxes	\$1,229,341



<b>Subtotal</b>	<b><u>\$1,229,341</u></b>
<b>Faucette Fire District</b>	
Property Taxes	\$970,067
<b>Subtotal</b>	<b><u>\$970,067</u></b>
<b>Northeast Alamance Fire District</b>	
Property Taxes	\$748,418
<b>Subtotal</b>	<b><u>\$748,418</u></b>
<b>Elon Fire District</b>	
Property Taxes	\$441,216
<b>Subtotal</b>	<b><u>\$441,216</u></b>
<b>North Central ALA Fire District</b>	
Property Taxes	\$214,014
<b>Subtotal</b>	<b><u>\$214,014</u></b>
<b>Eli Whitney/87 S Fire District</b>	
Property Taxes	\$1,060,901
<b>Subtotal</b>	<b><u>\$1,060,901</u></b>
<b>EM Holt Fire District</b>	
Property Taxes	\$1,408,000
<b>Subtotal</b>	<b><u>\$1,408,000</u></b>
<b>Haw River Fire District</b>	
Property Taxes	\$364,261
<b>Subtotal</b>	<b><u>\$364,261</u></b>
<b>Snow Camp Fire District</b>	
Property Taxes	\$885,915
<b>Subtotal</b>	<b><u>\$885,915</u></b>
<b>Eastern ALA Fire District</b>	
Property Taxes	\$560,098
<b>Subtotal</b>	<b><u>\$560,098</u></b>
<b>A/O Fire District</b>	
Property Taxes	\$1,006,563
<b>Subtotal</b>	<b><u>\$1,006,563</u></b>
<b>Total</b>	<b><u>\$278,576,173</u></b>

**Section V. Levy of Taxes**

There is hereby levied a tax at the rate of **51.6 cents** per one hundred dollars (\$100) valuation of property listed for taxes as of January 1, 2026, for the purpose of raising the revenue listed as “Current Year Property Taxes” as set forth in the foregoing estimates of revenues.

This rate of tax is based on an estimated total assessed valuation of **\$27,715,000,000** and an estimated collection rate of **99.10 percent** for County collections, and **100.00 percent** for State motor vehicle tax collections.

**Section VI. Levy of Taxes - Fire Districts**

There is hereby levied the following special district tax rates for County fire districts. These tax rates are levied per one hundred dollars (\$100) valuation of property listed for taxes as of January 1, 2026 for the purpose of raising the revenues set forth above in the Fire Districts Fund section.

Fire District	Tax Rate per \$100 Valuation	Total Assessed Valuation
54 East	0.0600	\$689,639,186
Altamahaw-Ossipee	0.1200	\$836,715,806
E.M. Holt	0.1092	\$1,296,503,344



East Alamance	0.0700	\$825,484,762
Eli Whitney/87S	0.0856	\$959,992,342
Elon	0.0865	\$439,935,885
Faucette	0.0900	\$810,485,673
Haw River	0.0918	\$384,983,286
North Central Alamance	0.0900	\$237,990,064
Northeast Alamance	0.1000	\$742,735,837
Snow Camp	0.1000	\$884,725,095
Swepsonville	0.0600	\$1,637,858,564

These tax rates are based on an estimated total assessed valuation for each fire district as indicated and an estimated collection rate of **99.10 percent** for County collections, and **100.00 percent** for State motor vehicle tax collections.

## Section VII. Fees

A. There is hereby established, for the fiscal year beginning July 1, 2026, and ending June 30, 2027, the following fees for services as indicated in the schedule at the end of this ordinance.

### A. Inspection Fees

1. Permits Not Valid. No building, electrical, plumbing, mechanical, miscellaneous, or other permit issued by the Department of Inspections shall be valid unless all fees as prescribed by this ordinance shall have been paid to Alamance County.
2. Work Commenced Prior To Obtaining Permits. In all cases where building, construction, electrical, plumbing, mechanical or other work for which a permit is required is commenced before such permit is obtained, except where specific permission is granted to proceed by the Inspections Department, any permit fee due Alamance County for a permit for such work shall be twice the amount of the regular permit fee specified herein which would have been due had such permit been obtained prior to commencing work.
3. Non-transferable. Permit fees shall not be transferred from one permit to another. Permit fees are not refundable.
4. Time Limitation. All permits expire six months after the date of issuance if the authorized work has not commenced and an inspection has not been performed. After commencement of work, if work is discontinued for a period of twelve months, the permit expires. If no inspection has been requested within a twelve-month period, it shall be presumed that work has stopped and the permit has expired.
5. An extra trip or re-inspection fee will be assessed when the project is not ready for an inspection, recurring deficiencies exist, or inspection requests are not canceled on time.
6. Final inspections, Certificates of Completion and Certificates of Occupancy will not be issued until all outstanding fees are cleared by the Central Permitting Office.
7. Gas piping fees. When a fee is charged for gas-fired appliances, a separate gas-piping fee shall not be required as long as the gas-piping and appliance are ready for inspection at the same time. Appliance shall mean any gas connected appliance or any gas outlet provided for future appliance connection.
8. Notification of inspection results shall be keyed in the permitting system.
9. Installations not addressed by this fee schedule will be charged using a minimum fee and per inspection trip criteria.



**Section VIII. Enhanced 911 System Surcharge**

Effective January 1, 2008, the State of North Carolina charges a 911 service charge in the amount of fifty-five cents (55¢) on each prepaid wireless telecommunications service retail transaction occurring in the state. A retailer of prepaid wireless telecommunications service collects the 911 service charge for prepaid wireless telecommunications service from the consumer on each retail transaction. The 911 service charge for prepaid wireless telecommunications service is in addition to the sales tax imposed on the sale or recharge of prepaid telephone calling service.

**Section IX. Budgetary Control - School System**

General Statutes of the State of North Carolina provide for budgetary control measures to exist between a county and a public-school system. The statutes provide:

**Per General Statute 115C-429**

(c) The board of county commissioners shall have full authority to call for, and the board of education shall have the duty to make available to the board of county commissioners, upon request, all books, records, audit reports, and other information bearing on the financial operation of the local school administrative unit.

The Board of Commissioners hereby directs the following measures for budget administration and review:

That upon adoption, the Board of Education will supply to the Board of County Commissioners a detailed report of the budget, showing all appropriations by function and purpose, specifically to include funding increases and new program funding. The Board of Education will provide to the Board of County Commissioners a copy of the annual audit, quarterly financial reports, copies of all budget amendments showing disbursements and use of local monies granted to the Board of Education by the Board of Commissioners.

**Section X. Personnel**

A. Merit Program – All full and part-time, as defined by the Human Resources Office, county employees are eligible for up to a 3% Merit increase on their anniversary date provided departments perform an evaluation on the employee. All permanent and temporary county employees are eligible for a 2% Cost of Living Increase effective July 1, 2026.

**New Positions – New positions will be as follows:**

Department Name	Position Name
Health - Behavioral Health	Substance Abuse Education Specialist
Health - Dental Health	Foreign Language Interpreter II
Tourism Development Authority	Marketing and Communications Coord.

B. Eliminations - Positions will be eliminated from the following departments effective July 1, 2026.

Department Name	Number of Positions
Governing Body	1.0 FTE
County Manager	1.0 FTE
Information Technology	2.0 FTE
Sheriff	35.8 FTE
Emergency Medical Services	4.0 FTE
Health	5.38 FTE
<b>Total Position Eliminations</b>	<b>49.18 FTE</b>



- C. Insurance for Commissioners - The Board of Commissioners shall receive benefits for health insurance coverage as full-time employees. The County will provide retiree health insurance with the county paying 50% of the total premium cost; 12 years is eligible for retiree health insurance with the county paying 75% of the total premium cost; and 16 years is eligible for retiree health insurance with the county paying 100% of the total premium cost.
- D. Law Enforcement Pay Plan- This pay plan shall apply to sworn law enforcement employees of the Sheriff's Office as designated by the County. Positions covered under this plan shall be administered separately from the County's General Employee Pay Plan and include separate salary grades, salary ranges, step structures, and compensation administration practices.

### **Section XI. Authorization to Contract**

The County Manager (or her designee, in her absence) is hereby authorized, as necessary, to execute the below types of agreements, contracts, amendments, or change orders, provided they comply with N.C. Gen. Stat. § 143-129 and N.C. Gen. Stat. § 159, and are within budgeted funds:

- A. To form grant agreements (where the County is grantor or grantee) with public, private, and non-profit organizations;
- B. To formalize the purchase, sale, or exchange of real property authorized for purchase, sale, or exchange by the Board;
- C. To enter into real property lease agreements where the County is lessee;
- D. To enter into real property lease agreements where the County is lessor for terms of one year or less, or for periods of more than one year as directed by the Board;
- E. To lease personal property (such as normal and routine business equipment) where the annual lease amount is not more than \$200,000;
- F. To enter into service contracts, including information technology contracts as defined by N.C. Gen. Stat. § 143-129.8, where the annual compensation (or, where applicable, total compensation over the contract term) does not exceed \$200,000;
- G. To purchase, award contracts, reject bids, or readvertise to receive bids for apparatus, supplies, materials, or equipment with a purchase amount of not to exceed \$200,000 or where formal bids are not required by law;
- H. To enter into agreements to accept State, Federal, and other public funds from other governmental units for services to be rendered;
- I. To conduct construction or repair work where formal bids are not required by law;
- J. To obtain liability, health, life, disability, casualty, property, or other insurance or retention and faithful performance bonds (other than for Sheriff and Register of Deeds). Other appropriate County officials are also authorized to execute or approve such insurance and bond undertakings as provided by law;
- K. To execute extensions of Master Lease Agreements for personal property, including hardware, software, licensed products, computers, telephones, radios and other such assets when the renewal comes due within the effective period of this Budget Ordinance;
- L. To resolve a claim against the County, its elected or appointed officials, or their employees, in which the payment of budgeted funds does not exceed \$200,000.00 and to resolve similar claims or disputes through non-monetary settlement agreements, provided such resolution is in the County's interest. The County



Manager may also delegate authority to the County Attorney to independently undertake resolutions of this type which are less than \$50,000.00;

- M. To delegate authority to enter into all necessary agreements to the Director of Public Health and the Director of Social Services to provide program benefits to the public and where the annual compensation (or where applicable, total compensation over the contract term) does not exceed \$200,000, provided that all requirements of N.C. Gen. Stat. § 143-129 and N.C. Gen. Stat. § 159 have been met;
- N. To enter into contracts not addressed more specifically above which are not required by law to receive Board approval (for example, memoranda of understanding and revenue contracts);
- O. To execute other contracts as directed by the Board of Commissioners.

The County Manager is authorized to approve and execute contracts via digital or electronic signature platforms. The County Manager, or her delegate, is also authorized to terminate any contract described in this section when such termination is in the County's best interest.

The County Manager is authorized to approve agreements containing standard indemnification, hold harmless, or liability allocation clauses, following review by the County Attorney.

In the event of an emergency or urgent operational need, the County Manager may enter into contracts exceeding the thresholds in subsections E, F, or I, provided that a declaration of emergency has been issued or ratified by the Chair or Board, as authorized by law and ordinance, and a report is submitted to the Board within 30 days.

At the Manager's discretion, any lease, contract, amendment, or change order described in this section may nevertheless be submitted to the Board for approval. Contracts, amendments, or change orders duly approved by the Board may be executed by the Board Chair, the Manager, or (in the Manager's absence) the Manager's designee. Board action approving a contract, amendment, or change order shall be deemed to authorize necessary budget amendments.

## **Section XII. Authorization to Award and Reject Bids, Micro-purchase Exemption, and to Accept and Dispose of Property**

Pursuant to N.C. Gen. Stat. § 143-129, the County Manager, and/or her designee, is hereby authorized to award bids within the informal range in accordance with the following guidelines:

The bid is awarded to the lowest responsible bidder;

- A. Sufficient funding is available within the departmental budget;
- B. Purchase is consistent with the goals and/or outcomes of the department.

The County Manager and/or her designee shall further be authorized to reject any and/or all bids received if it is in the best interest of Alamance County.

Proposed projects where the amount does not exceed:

- A. \$30,000, for the purchase of "apparatus, supplies, materials, or equipment"; and
- B. \$30,000, for the purchase of "construction or repair work"; and
- C. \$50,000, for the purchase of services not subject to competitive bidding under North Carolina law; and
- D. \$50,000, for the purchase of services subject to the qualifications-based selection process in the Mini-Brooks Act;

are hereby exempted from the requirements of Article 3D of Chapter 143 of the General Statutes, in accordance with N.C. Gen. Stat. § 143-64.32. In addition, other particular projects may be exempted from the requirements of said



Article 3D by the County Manager in a manner which states the reasons therefore, and the circumstances attendant thereto in each instance, as authorized by N.C. Gen. Stat. § 143-64.32.

The Manager is authorized to sell, lease, or otherwise dispose of any County personal property with a value of less than \$30,000. The Manager is further authorized to accept gifts, in-kind services, personal property, real property, and monetary donations up to \$25,000 per donation to the extent permitted by and pursuant to N.C. Gen. Stats. §§ 159-15 and 153A-12.

### **Section XIII. Budget Policy for State and Federal Fund Decreases**

It will be the policy of this Board that it will not absorb any reduction in State and Federal funds; that any decrease shall be absorbed in the budget of the agency by increasing other revenue sources, reducing personnel, or reducing departmental expenditures to stay within the County appropriation as authorized. This policy is extended to any agency that is funded by the County and receives State or Federal money. This shall remain in effect until otherwise changed or amended by the Board of Commissioners. The County Manager is hereby directed to indicate this to each of the agencies that may be involved.

### **Section XIV. Annual Financial Reports**

All agencies receiving County funding in excess of \$5,000.00 annually shall provide its latest annual financial statements no later than December 31, 2026. The County Finance Officer is authorized to waive the due date when deemed appropriate. Payment of approved appropriations may be delayed pending receipt of this financial information. The County reserves the right to require an agency to have an audit performed for the fiscal year in which the funds are received.

### **Section XV. Budget Transfers**

- A. Transfers Within Departments: The County Manager may authorize the transfer of line item appropriations between activities, objects and line items (including payroll line items) within departments. The County Manager may also delegate this authority to the County Budget Director for transfers of this type which are less than \$50,000.00 per transfer.
- B. Transfers Between Departments: Transfers of appropriations between departments in a fund and from contingency shall be approved by the Board of Commissioners or may be approved by the County Manager in conformance with the following guidelines:
  - 1. The County Manager finds that they are consistent with operational needs and any Board approved goals;
  - 2. Inter-departmental transfers do not exceed \$100,000 each;
  - 3. Transfers from Contingency appropriations do not exceed \$100,000 each, except this limit may be exceeded when the County Manager determines a bona fide emergency exists;
  - 4. All such transfers are reported to the Board of Commissioners no later than its next regular meeting following the date of the transfer.
- C. Transfers Between Funds: Transfers of appropriations between funds may be made only by the Board of Commissioners. Interfund transfers, as established in the budget ordinance and supporting documents, may be authorized by the County Manager.
- D. The Budget Officer is hereby authorized to amend the General Fund budget as requested by the Finance Officer, for fines and forfeiture expenditures and the Trust Fund for Department of Social Services guardianships expenditures. All such transfers shall be reported to the Board of Commissioners no later than its next regular meeting following the date of the transfer.



E. The Manager's authority under this section does not authorize the Manager to add, or commit to add, new positions without Board approval.

**Section XVI. Purchase Orders**

The purchase amount requiring a purchase order shall be \$1,500.00.

**Section XVII. Encumbrances**

Operating funds encumbered by the County as of June 30, 2026, or otherwise designated, are hereby re-appropriated for this fiscal year.

**Section XVIII. Effective Date**

This budget ordinance shall be effective July 1, 2026.

**Section XIX. Copies of the Ordinance**

Copies of this budget ordinance shall be furnished to the Budget Officer, the Finance Officer, and the Clerk to the Board of Commissioners for their direction in the carrying out of their duties. A copy of this budget ordinance shall be maintained in the office of the Clerk to the Board and shall be made available for public inspection.

Adopted this 15 day of June, 2026.



This page left intentionally blank



**SCHOOLS CAPITAL FUND PROJECT ORDINANCE**

Fiscal Year 2026-2027

Alamance County, North Carolina

**BE IT ORDAINED** by the Alamance County Board of Commissioners that, pursuant to Section 13.2 of Chapter 159 of the General Statutes of North Carolina, the following capital projects are hereby adopted:

**Section I.**

Projects are authorized as appropriated below according to the funding sources and may involve education capital projects.

**Section II.**

The officers of Alamance County unit are hereby directed to proceed with the Schools Capital project within the terms of the grant document(s), the rules and regulations of the funding sources and the budget contained herein.

**Section III.**

The following revenues are anticipated to be available to complete these projects:

Transfer In - General Fund	\$9,400,000
<hr/>	
<b>Total Schools Capital Project Fund Revenues</b>	<b>\$9,400,000</b>

**Section IV.**

The following amounts are appropriated for these projects:

Facilities Improvements	\$9,000,000
Technology	\$1,400,000
<hr/>	
<b>Total Schools Capital Project Fund Appropriation</b>	<b>\$9,400,000</b>

**Section V.**

The finance officer is hereby directed to maintain within the Schools Capital Project Fund sufficient specific detailed accounting records to provide the accounting to the funding agency required by the grant agreement(s) and federal and state regulations.

**Section VI.**

The finance officer is directed to report quarterly on the financial status of each project element in Section 4 and on the total project revenues received or claimed.

**Section VII.**

The budget officer is directed to include a detailed analysis of past and future costs and revenues on these capital project in every budget submission made to this board.

Adopted this 15th day of June, 2026.



This page left intentionally blank



**COUNTY CAPITAL FUND PROJECT ORDINANCE**

Fiscal Year 2026-2027

Alamance County, North Carolina

**BE IT ORDAINED** by the Alamance County Board of Commissioners that, pursuant to Section 13.2 of Chapter 159 of the General Statutes of North Carolina, the following grant project is hereby adopted:

**Section I.**

Projects are authorized as appropriated below according to the funding sources and may involve general government, environmental protection, public safety, and culture and recreation capital projects.

**Section II.**

The officers of Alamance County unit are hereby directed to proceed with the County Capital project within the terms of the grant document(s), the rules and regulations of the funding sources and the budget contained herein.

**Section III.**

The following revenues are anticipated to be available to complete these projects:

Transfer In - General Fund	\$7,395,003
Transfer In - American Rescue Plan Act Fund	\$258,125
Transfer In - Capital Reserve	\$2,008,745
<b>Total County Capital Fund Revenues</b>	<b>\$9,661,873</b>

**Section IV.**

The following amounts are appropriated for these projects:

Facilities Improvements	\$2,995,692
Technology	\$2,663,056
Equipment and Vehicles	\$4,003,125
<b>Total County Capital Fund Appropriations</b>	<b>\$9,661,873</b>

**Section V.**

The finance officer is hereby directed to maintain within the County Capital Project Fund sufficient specific detailed accounting records to provide the accounting to the grantor agency required by the grant agreement(s) and federal and state regulations.

**Section VI.**



The finance officer is directed to report quarterly on the financial status of each project element in Section 4 and on the total grant revenues received or claimed.

**Section VII.**

The budget officer is directed to include a detailed analysis of past and future costs and revenues on this grant project in every budget submission made to this board.

Adopted this 15th day of June, 2026.



**AMERICAN RESCUE PLAN ACT FUND PROJECT ORDINANCE**

Fiscal Year 2026-2027

Alamance County, North Carolina

**BE IT ORDAINED** by the Alamance County Board of Commissioners that, pursuant to Section 13.2 of Chapter 159 of the General Statutes of North Carolina, the following grant projects are hereby adopted:

**Section I.**

Projects are authorized as appropriated below according to the funding sources and may involve general government, environmental protection, public safety, and culture and recreation projects.

**Section II.**

The officers of Alamance County unit are hereby directed to proceed with the American Rescue Plan Act projects within the terms of the grant document(s), the rules and regulations of the funding sources and the budget contained herein.

**Section III.**

The following amounts are appropriated for these projects:

Unallocated Interest	-\$258,125
Transfer Out - County Capital	\$258,125
<hr/>	
<b>Total American Rescue Plan Act Fund Appropriation</b>	<b>\$0</b>

**Section IV.**

The finance officer is hereby directed to maintain within the American Rescue Plan Act Project Fund sufficient specific detailed accounting records to provide the accounting to the grantor agency required by the grant agreement(s) and federal and state regulations.

**Section V.**

The finance officer is directed to report quarterly on the financial status of each project element in Section 4 and on the total grant revenues received or claimed.

**Section VI.**

The budget officer is directed to include a detailed analysis of past and future costs and revenues on these grant projects in every budget submission made to this board.

Adopted this 15th day of June, 2026.



This page left intentionally blank



# STATE CAPITAL INFRASTRUCTURE FUND PROJECT ORDINANCE

Fiscal Year 2026-2027

Alamance County, North Carolina

**BE IT ORDAINED** by the Alamance County Board of Commissioners that, pursuant to Section 13.2 of Chapter 159 of the General Statutes of North Carolina, the following grant projects are hereby adopted:

### Section I.

Projects are authorized as appropriated below according to the funding sources and may involve general government, environmental protection, public safety, and culture and recreation projects.

### Section II.

The officers of Alamance County unit are hereby directed to proceed with the State Capital Infrastructure Fund projects within the terms of the grant document(s), the rules and regulations of the funding sources and the budget contained herein.

### Section III.

The following amounts are appropriated for these projects:

Earned Interest	-\$4,668,754
Emergency Services Center	\$4,668,754
<b>State Capital Infrastructure Fund Appropriation</b>	<b>\$0</b>

### Section IV.

The finance officer is hereby directed to maintain within the State Capital Infrastructure Project Fund sufficient specific detailed accounting records to provide the accounting to the grantor agency required by the grant agreement(s) and federal and state regulations.

### Section V.

The finance officer is directed to report quarterly on the financial status of each project element in Section 4 and on the total grant revenues received or claimed.

### Section VI.

The budget officer is directed to include a detailed analysis of past and future costs and revenues on these grant projects in every budget submission made to this board.

Adopted this 15th day of June, 2026.



This page left intentionally blank



## **FY26-27 General Fund Requests Not Recommended: \$22,987,777**

---

### **ABSS: \$4,591,124**

- Current Expense: \$2,401,624
  - Increase greater than statutory mediation formula not recommended
- Capital Outlay: \$2,189,500
  - Increase request not recommended

### **ACC: \$600,295**

- Capital Outlay: \$600,295
  - Increase request not recommended

### **Board of Commissioners: \$78,562**

- Personnel: \$72,912
  - Eliminate vacant 1.0 FTE Senior Administrative Assistant
- Operating: \$5,650
  - Increase for contract services ADA document remediation not recommended
  - Further decreased budget for training

### **Central Communications: \$346,580**

- Personnel: \$338,380
  - Requested positions not recommended
    - NEW 4.0 FTE Telecommunicators
  - Reduced non-permanent salaries
- Operating: \$8,200
  - Uniforms for new positions not recommended
  - Reduction in uniform budget

### **Cooperative Extension: \$80,638**

- Operating: \$80,638
  - Expanded Food and Nutrition Education Program position funding support not recommended
  - Contribution to vacant Extension Agent not recommended

### **County Attorney: \$350,000**

- Operating: \$350,000
  - Increase for professional services not recommended: -\$350,000

### **County Manager: \$151,479**

- Personnel: \$151,479
  - Eliminate 1.0 FTE vacant Assistant County Manager



### **Court & Judicial Services: \$132,971**

- Court Services: \$132,931
  - Reduced Youth Homes contribution

### **Emergency Medical Services: \$1,347,595**

- Personnel: \$1,121,123
  - Requested position not recommended
    - NEW 1.0 FTE Assistant Training Officer/Logistics
  - Reduce permanent salaries by \$600,000 to recapture vacant salary and fringe budget
  - Eliminate 4.0 vacant FTEs
  - Reduce non-permanent salaries by \$200,000
  - Reduce non-permanent overtime by \$50,000
- Operating: \$226,471
  - New uniforms for staff at planned Mebane EMS base not recommended
  - Supplies for 1.0 FTE Assistant Training Officer not recommended
  - Increase for supply, laundry, and contract services not recommended
  - NEW Whole Blood program not recommended

### **Facilities Maintenance: \$123,400**

- Personnel: \$10,000
  - Eliminate on-call pay
- Operating: \$113,400
  - Increase for janitorial services contract not recommended
  - Further decreased budget for janitorial supplies

### **Family Justice Center: \$1,200**

- Operating: \$1,200
  - Reduce copier expense

### **Geographic Information Systems: \$15,108**

- Operating: \$15,108
  - Reduced increase for professional services expenses
  - Reduced increase for computer and general department supply expenses
  - Reduced increase for telephone expenses

### **Health: \$875,088**

- Personnel: \$791,169
  - Reduce permanent salaries by \$500,000 to recapture vacant salary and fringe budget
  - Requested positions not recommended
    - NEW 2.0 FTE Environmental Health Specialists



- NEW 2.0 FTE Correctional Case Analysts
- Operating: \$33,919
  - Expenses associated with position request removed
- Capital Outlay: \$50,000
  - Vehicles associated with position request removed

#### **Human Resources: \$304,714**

- Personnel: \$267,324
  - Eliminate 1% merit increase option county-wide: \$44,000
  - Requested positions not recommended:
    - NEW 1.0 FTE Human Resources Information Systems Analyst
    - NEW 1.0 FTE Human Resources Specialist
  - Increase for Non-Permanent salaries not recommended
- Operating: \$37,390
  - Expenses associated with position requests removed
  - Reduced professional services
  - Increase for training not recommended

#### **Information Technology: \$393,420**

- Personnel: \$234,416
  - Eliminate 2.0 Vacant FTE
    - 1.0 FTE MIS Net Analyst Coordinator
    - 1.0 FTE Network Operations Manager
  - Reduce non-permanent salaries
- Operating: \$159,004
  - Contract services increase for virtual Chief Information Security Officer Network Architect and MS-ISAC Subscription not recommended
  - Reduce computer supplies to remove network test equipment
  - Increase for training not recommended

#### **Non-Departmental: \$141,056**

- Animal Shelter: \$141,056
  - Full increase not recommended

#### **Library: \$55,000**

- Personnel: \$25,000
  - Reduce non-permanent request and 4 temporary employees
    - Reduce Library hours of operation by 1 hour each day (close at 7pm instead of 8pm).
- Operating: \$16,000
  - Full contracted services increase not recommended
- Capital Outlay: \$14,000



- Increase for Capital Outlay Books & Equipment not recommended

**Parks: \$271,822**

- Personnel: \$214,747
  - Requested positions not recommended:
    - NEW 1.0 FTE Visitor Services Coordinator
    - NEW 1.0 FTE Park Tech II
    - NEW 1.0 FTE Outdoor Program Coordinator
- Operating: \$12,075
  - Expenses associated with position requests not recommended
  - Full computer supplies increase not recommended
  - Increase for uniforms not recommended
- Capital Outlay: \$45,000
  - Vehicle expenses associated with position requests not recommended

**Register of Deeds \$12,728**

- Operating: \$12,728
  - Increase for contract services not recommended

**Sheriff: \$553,851**

- Personnel: \$322,000
  - Increase for sign-on bonuses not recommended
  - Reduced permanent salaries by \$300,000 to recapture vacant salary and fringe budget
- Operating: \$191,851
  - Clothing allowance not recommended
  - YMCA Employee Subscription not recommended
  - Increases for supply line items, training, and Building Maintenance not recommended

**Detention Center \$1,143,037**

- Personnel: \$617,551
  - Increase for sign-on bonuses not recommended
  - Reduced permanent salaries by \$500,000 to recapture vacant salary and fringe budget
- Operating: \$525,486
  - Increases for supply line items, Professional Services, Uniforms, Daily Travel, and Building Maintenance not recommended
  - Full increase for Inmate Healthcare Contract Services not recommended
  - Full increase for Inmate Food Contract not recommended

**Social Services: \$2,199,252**

- Personnel: \$2,183,712
  - Requested positions not recommended



- NEW 1.0 FTE Program Integrity Officer
  - NEW 1.0 Social Worker I
  - NEW 1.0 FTE Social Worker III
- Reduced non-permanent salaries and benefits
- Increase for vacation leave payout not recommended
- Reduced permanent salaries by \$1,800,000 to recapture vacant salary and fringe budget
- Operating: \$15,540
  - Removed costs associated with new positions not recommended

**Tax Administration: \$10,000**

- Operating: \$10,000
  - Increase for training budget not recommended

**Tax Revaluation: \$155,642**

- Operating:
  - Increase for revaluation contract services not recommended

**Transfers to Other Funds: \$8,168,335**

- CIP: \$8,168,335
  - Increases for ABSS and County capital projects not recommended

**Transportation Services: \$626,525**

- Reduce ACTA Emergency Funding Request

**Veteran Services: \$2,352**

- Operating: \$2,352
  - Increase for training not recommended

**Non-Departmental Culture & Recreation/Economic Development: \$231,003**

- Increase for Tourism grant requests not recommended
  - African-American Cultural Arts & History Center – Level with FY25-26 (-\$27,000)
  - Alamance Arts – Level with FY25-26 (-\$62,340)
  - Alamance County Historical Museum – Level with FY25-26 (-13,213)
  - Glencoe Textile Heritage Museum – Level with FY25-26 (-\$63,000)
  - New Leaf Society – Reduce from request (-\$2,500)
  - Studio 1 – Level with FY25-26 (-\$31,000)
  - Saturdays in Saxpahaw – Reduce from request (-\$15,000)

**Non-Departmental Public Safety: \$25,000**

- Increase request for Rescue Squad not recommended



This page left intentionally blank



# BUDGET IN BRIEF



## Fiscal Year 26-27 • Recommended Budget

**Total General Fund**  
\$239.1M (-1.2%)

**Total All Funds**  
\$278.6M (-3.0%)

**Property Tax Rate**  
51.9 (+2.25 cents)



1 penny = \$2,748,694

### KEY HIGHLIGHTS:



Stability/sustainability are key themes of this Recommended Budget



Property tax base grew at 3.6%; rate increase = \$65 on an annual tax bill for a median valued home (\$289k)



Fire Tax District Increases (4 out of 12 districts requesting an increase)



Maintains funding allocation of 60% County & 40% Education



FY26-27 budget reduces current services due to a reduction in state and federal funding and freezes spending of one-time revenues from the fund balance

### GENERAL FUND REVENUES: -\$3.0M (-1.2%)

- Property Tax +\$10.9M (+8.3%)
- Sales Tax +\$1.6M (+3.6%)
- State and Federal -\$2.4M (-8.8%)
- Fees & Licenses +\$856K (+4.9%)
- Fund Balance -\$12.3M (-95.3%)
- Investment Earnings -\$1.7M (-25%)

### GENERAL FUND EXPENDITURES: -\$3.0M (-1.2%)

- Personnel -\$512K (-0.5%)
- Operating +\$164K (+0.4%)
- Economic Dev. & Non-Profits -\$741K (-22.6%)
- Education +\$5.5M (+8.6%)
- Debt Service -\$1.9M (-11.3%)
- Transfer to Other Funds -\$5.4M (-35.0%)

### FUND BALANCE USAGE

- **Appropriated Fund Balance:** \$78.9k for Home and Community Care Block Grant match as required (a decrease of \$10.9M)
- **Designated Fund Balance:** \$529.5k (a decrease of \$1.3M)

### POSITIONS AND EMPLOYEE COMPENSATION:

- Proposing a reduced 2% cost of living adjustment and a revamped performance-based merit pay budgeted at 2.5% (\$44k reduction to merit program)
- 3.0 new Health Dept. positions (Dental & Opioid), and TDA, fully funded with outside revenue
- 50.178 position eliminations across all funds (vacant since FY25-26), most related to the discontinuation of the ICE program
- 0.8% increase in state-mandated retirement contribution (+\$500k)
- \$3.6M Vacancy Rate on unfilled positions in DSS, Health, EMS, the Sheriff's Office, and Detention
- Implementing new sworn officer pay plan with \$0 impact to the General Fund



## BUDGET IN BRIEF

### Education

#### ALAMANCE BURLINGTON SCHOOL SYSTEM **(-0.2%)**

- **Current Expense\***: \$58.7M **(+2.7%)**  
*\* Includes SROs*
- **Repair & Maintenance**: \$4.8M **(+0.0%)**
- **Fines & Forfeitures**: \$800K **(+0.0%)**
- **Debt Service**: \$11.4M **(-12.0%)**
- **Capital Improvement Plan**: \$9.4M **(+0.0%)**

#### ALAMANCE COMMUNITY COLLEGE **(+0.9%)**

- **Current Expense**: \$4.9M **(+0.0%)**
- **Repair & Maintenance**: \$640K **(+19.4%)**
- **Debt Service**: \$3.9M **(-9.4%)**
- **Capital Improvement Plan**: \$585K **(+100.0%)**
- **Transfer to Capital Reserve**: \$54K **(-77.5%)**

### CAPITAL IMPROVEMENT PLAN



- **\$8.0M for Facility Improvements (+0.0%)**
  - Roofing & HVAC Replacement
- **\$1.4M for Technology (+0.0%)**
  - Equipment Replacement



- **\$585K for Facility Improvements (+100.0%)**
  - Flooring and Roof Replacements
  - Parking Lot Repairs



- **\$2.9M for Facilities Improvements\* (-37.7%)**
- **\$6.6M for Technology, Equipment, and Vehicles\* (+83.0%)**
- **\$3.1M for Landfill Improvements, Equipment, Vehicles (-73.3%)**

*\*Used One-Time Capital Reserve, Courthouse Expansion Reductions, and ARPA Interest to eliminate General Fund usage*



## General Fund Revenue Summary

	FY24-25 Actual	FY25-26 Adopted	FY26-27 Requested	FY26-27 Recommended	% Change
Property Taxes	\$122,889,972	\$131,939,416	\$136,765,484	\$142,899,353	8.3%
Sales Taxes	\$44,705,262	\$45,630,300	\$47,285,000	\$47,261,966	3.6%
Other Taxes and Licenses	\$3,766,717	\$3,458,904	\$3,778,000	\$3,778,000	9.2%
Unrestricted Intergovernmental	\$238,861	\$275,000	\$275,000	\$275,000	0.0%
Restricted Intergovernmental	\$29,471,904	\$27,204,916	\$25,562,156	\$24,776,770	-8.9%
Sales and Services	\$13,358,027	\$11,714,501	\$11,390,488	\$12,202,124	4.2%
Licenses and Permits	\$2,545,012	\$2,237,800	\$2,287,800	\$2,287,800	2.2%
Investment Earnings	\$5,171,466	\$5,776,900	\$3,000,000	\$3,658,432	-36.7%
Miscellaneous	\$3,434,585	\$903,810	\$892,098	\$892,098	-1.3%
Appropriated Fund Balance	-	\$12,937,489	\$472,136	\$608,457	-95.3%
Operating Transfers	\$5,811,638	-	-	\$440,000	-
Sale of Surplus Property	\$25,186	\$35,000	\$35,000	\$35,000	0.0%
<b>Total</b>	<b>\$231,418,632</b>	<b>\$242,114,036</b>	<b>\$231,743,162</b>	<b>\$239,115,000</b>	<b>-1.2%</b>



This page left intentionally blank



## General Fund Expenditure Summary

	FY24-25 Actual	FY25-26 Adopted	FY26-27 Requested	FY26-27 Recommended	% Change
<b>Central Services</b>					
Information Technology	\$4,745,541	\$5,523,446	\$6,497,574	\$6,104,154	10.5%
Facilities Management	\$3,567,595	\$4,010,410	\$4,075,894	\$3,952,494	-1.4%
Maintenance-Capital Projects	\$1,360,860	-	-	-	-
<b>Subtotal</b>	<b>\$9,673,995</b>	<b>\$9,533,856</b>	<b>\$10,573,468</b>	<b>\$10,056,648</b>	<b>5.5%</b>
<b>Culture &amp; Recreation</b>					
Library	\$3,676,637	\$3,983,284	\$4,211,681	\$4,156,681	4.4%
Parks	\$2,865,084	\$2,753,454	\$3,186,957	\$2,915,135	-70.5%
Culture & Recreation - Other	\$240,660	-	-	-	-
<b>Subtotal</b>	<b>\$6,782,381</b>	<b>\$6,736,738</b>	<b>\$7,398,638</b>	<b>\$7,071,816</b>	<b>5.0%</b>
<b>Debt Service</b>					
Debt Service	\$21,438,342	\$17,450,131	\$15,477,027	\$15,477,027	-11.3%
<b>Subtotal</b>	<b>\$21,438,342</b>	<b>\$17,450,131</b>	<b>\$15,477,027</b>	<b>\$15,477,027</b>	<b>-11.3%</b>
<b>Economic &amp; Physical Development</b>					
Economic & Physical Development	\$3,075,913	\$4,600,010	\$4,948,258	\$4,717,255	2.5%
NC Cooperative Extension	\$476,462	\$592,093	\$565,384	\$484,746	-18.1%
Soil Conservation	\$382,175	\$623,088	\$399,429	\$582,979	-6.4%
<b>Subtotal</b>	<b>\$3,934,549</b>	<b>\$5,815,191</b>	<b>\$5,913,071</b>	<b>\$5,784,980</b>	<b>-0.5%</b>
<b>Education</b>					
Alamance - Burlington School System	\$58,860,253	\$58,927,351	\$68,975,000	\$64,383,876	9.3%
Alamance Community College	\$5,413,822	\$5,413,822	\$6,118,117	\$5,517,822	1.9%
<b>Subtotal</b>	<b>\$64,274,075</b>	<b>\$64,341,173</b>	<b>\$75,093,117</b>	<b>\$69,901,698</b>	<b>8.6%</b>
<b>Environmental Protection</b>					
Division of Forestry	\$79,201	\$122,315	\$106,375	\$106,375	-13.0%
<b>Subtotal</b>	<b>\$79,201</b>	<b>\$122,315</b>	<b>\$106,375</b>	<b>\$106,375</b>	<b>-13.0%</b>
<b>General Government</b>					
Governing Body	\$286,330	\$555,055	\$525,344	\$318,909	-42.5%
Non-Departmental General Government	-	-	-	\$351,863	-
County Manager	\$4,147,272	\$1,309,916	\$1,015,392	\$838,757	-36.0%
Planning	\$382,584	\$444,944	\$461,184	\$461,184	3.6%
Human Resources	\$772,214	\$1,475,876	\$1,682,898	\$1,378,184	-6.6%
Budget	\$441,484	\$478,542	\$502,918	\$502,918	5.1%
Finance	\$1,244,097	\$1,587,234	\$1,611,197	\$1,611,197	1.5%
Tax Administration	\$3,462,737	\$4,719,171	\$5,117,181	\$4,951,539	35.6%
GIS Mapping	\$430,364	\$559,306	\$656,558	\$641,450	14.7%
County Attorney	\$744,446	\$1,505,374	\$1,560,632	\$1,210,632	19.6%
Courts	\$571,084	\$682,525	\$641,569	\$508,598	0.0%
Elections	\$1,204,704	\$1,363,372	\$1,143,269	\$1,143,269	-16.1%
Register of Deeds	\$852,571	\$1,142,850	\$1,151,298	\$1,138,571	-0.4%
<b>Subtotal</b>	<b>\$14,639,279</b>	<b>\$15,824,166</b>	<b>\$16,060,901</b>	<b>\$15,057,071</b>	<b>-4.8%</b>
<b>Health</b>					
Health	\$13,961,282	\$17,060,276	\$17,543,598	\$16,668,510	-2.3%



<b>Subtotal</b>	<b>\$13,961,282</b>	<b>\$17,060,276</b>	<b>\$17,543,598</b>	<b>\$16,668,510</b>	<b>-2.3%</b>
<b>Other Human Services</b>					
Veterans Service	\$450,895	\$490,458	\$508,214	\$505,862	3.1%
Office of Juvenile Justice	\$572,735	\$554,925	\$554,925	\$554,925	0.0%
Home & Community Care Block Grant	\$1,303,549	\$1,313,427	\$1,270,092	\$1,270,092	-3.3%
Other Human Services	\$491,469	\$1,332,926	\$1,293,912	\$517,387	-61.2%
<b>Subtotal</b>	<b>\$2,818,647</b>	<b>\$3,691,736</b>	<b>\$3,627,143</b>	<b>\$2,848,266</b>	<b>-22.8%</b>
<b>Public Safety</b>					
Other Public Safety	\$125,000	\$125,000	\$150,000	\$125,000	0.0%
Sheriff	\$36,442,523	\$40,524,071	\$42,179,455	\$40,482,566	-0.1%
Emergency Management/SARA	\$412,943	\$571,250	\$499,252	\$499,252	-12.7%
Fire Marshal	\$476,253	\$528,651	\$556,360	\$556,360	5.2%
Fire Service	\$58,102	\$60,960	\$32,060	\$32,060	-47.4%
Inspections	\$1,347,372	\$1,443,250	\$1,610,155	\$1,610,155	11.6%
Emergency Medical Service	\$11,733,847	\$12,022,292	\$13,246,576	\$11,898,982	-1.0%
Animal Shelter	\$1,307,788	\$1,307,788	\$1,475,000	\$1,333,944	2.0%
Central Communications	\$3,431,613	\$3,726,224	\$4,088,640	\$3,742,060	0.4%
<b>Subtotal</b>	<b>\$55,335,441</b>	<b>\$60,309,486</b>	<b>\$63,837,498</b>	<b>\$60,280,379</b>	<b>0.0%</b>
<b>Social Services</b>					
Social Services	\$22,663,577	\$24,957,348	\$27,286,746	\$25,087,494	-8.8%
Family Justice Center	\$662,063	\$677,344	\$641,133	\$639,933	1.3%
<b>Subtotal</b>	<b>\$23,291,026</b>	<b>\$25,482,308</b>	<b>\$27,766,549</b>	<b>\$25,566,097</b>	<b>0.4%</b>
<b>Transfer to Other Funds</b>					
Transfers to Other Funds	\$15,838,771	\$15,594,275	\$18,303,138	\$10,134,803	-35.0%
<b>Subtotal</b>	<b>\$15,838,771</b>	<b>\$15,594,275</b>	<b>\$18,303,138</b>	<b>\$10,134,803</b>	<b>-35.0%</b>
<b>Transportation</b>					
Transportation Services	\$247,601	-	-	-	-
<b>Subtotal</b>	<b>\$247,601</b>	<b>-</b>	<b>-</b>	<b>-</b>	<b>-</b>
<b>Undefined Function</b>					
<b>Total</b>	<b>\$232,349,206</b>	<b>\$242,114,036</b>	<b>\$261,861,853</b>	<b>\$239,115,000</b>	<b>-1.2%</b>



## All Funds Revenue Summary

	FY24-25 Actual	FY25-26 Adopted	FY26-27 Requested	FY26-27 Recommended	% Change
General Fund	\$231,418,632	\$242,114,036	\$261,870,393	\$239,115,000	-1.2%
Emergency Telephone	\$192,304	\$527,788	\$586,269	\$586,269	11.1%
Tourism Development Authority	\$1,027,837	\$1,040,886	\$1,185,444	\$1,185,444	13.9%
County Buildings Capital Reserve	\$563,031	-	-	\$2,008,745	-
Schools Capital Reserve	\$1,080,817	-	-	-	-
ACC Capital Reserve	\$80,629	\$241,767	-	\$54,393	-77.5%
Landfill	\$7,901,107	\$16,806,843	\$7,732,670	\$8,150,929	-51.5%
Indigent Trust Fund	\$1,909,866	\$1,590,000	\$1,590,000	\$1,590,000	0.0%
Employee Insurance Fund	\$14,566,761	\$15,167,697	\$15,167,697	\$15,183,263	0.1%
Workers Compensation Fund	\$1,319,120	\$1,293,614	\$1,290,232	\$1,294,410	0.1%
54 East Fire District	\$401,358	\$411,170	\$518,926	\$518,926	26.2%
Swepsonville Fire District	\$955,966	\$976,971	\$1,229,341	\$1,229,341	25.8%
Faucette Fire District	\$637,796	\$725,100	\$970,067	\$970,067	33.8%
Northeast Alamance Fire District	\$611,377	\$737,701	\$748,418	\$748,418	1.5%
Elon Fire District	\$376,356	\$437,707	\$441,216	\$441,216	0.8%
North Central ALA Fire District	\$211,196	\$212,848	\$214,014	\$214,014	0.5%
Eli Whitney/87 S Fire District	\$807,036	\$816,445	\$1,060,901	\$1,060,901	29.9%
EM Holt Fire District	\$1,018,250	\$1,406,927	\$1,408,000	\$1,408,000	0.1%
Haw River Fire District	\$349,651	\$351,394	\$364,261	\$364,261	3.7%
Snow Camp Fire District	\$768,357	\$878,959	\$885,915	\$885,915	0.8%
Eastern ALA Fire District	\$568,832	\$574,588	\$560,098	\$560,098	-2.5%
A/O Fire District	\$823,509	\$997,447	\$1,006,563	\$1,006,563	0.9%
<b>Total</b>	<b>\$267,589,787</b>	<b>\$287,309,888</b>	<b>\$298,333,991</b>	<b>\$278,576,173</b>	<b>-3.0%</b>



This page left intentionally blank



## All Funds Expenditure Summary

	FY24-25 Actual	FY25-26 Adopted	FY26-27 Requested	FY26-27 Recommended	% Change
General Fund	\$232,349,206	\$242,114,036	\$261,870,393	\$239,115,000	-1.2%
Emergency Telephone	\$731,346	\$527,788	\$586,269	\$586,269	11.1%
Tourism Development Authority	\$816,730	\$1,040,886	\$1,185,444	\$1,185,444	13.9%
County Buildings Capital Reserve	\$5,000,000	-	-	\$2,008,745	-
ACC Capital Reserve	-	\$241,767	-	\$54,393	-77.5%
Landfill	\$6,441,675	\$16,806,843	\$7,732,670	\$8,150,929	-51.5%
Indigent Trust Fund	\$1,686,571	\$1,590,000	\$1,590,000	\$1,590,000	0.0%
Employee Insurance Fund	\$16,118,957	\$15,167,697	\$15,171,263	\$15,183,263	0.1%
Workers Compensation Fund	\$1,443,411	\$1,293,614	\$1,290,232	\$1,294,410	0.1%
54 East Fire District	\$401,358	\$411,170	\$518,926	\$518,926	26.2%
Swepsonville Fire District	\$955,966	\$976,971	\$1,229,341	\$1,229,341	25.8%
Faucette Fire District	\$637,796	\$725,100	\$970,067	\$970,067	33.8%
Northeast Alamance Fire District	\$611,377	\$737,701	\$748,418	\$748,418	1.5%
Elon Fire District	\$376,356	\$437,707	\$441,216	\$441,216	0.8%
North Central ALA Fire District	\$211,196	\$212,848	\$214,014	\$214,014	0.5%
Eli Whitney/87 S Fire District	\$807,036	\$816,445	\$1,060,901	\$1,060,901	29.9%
EM Holt Fire District	\$1,018,250	\$1,406,927	\$1,408,000	\$1,408,000	0.1%
Haw River Fire District	\$349,651	\$351,394	\$364,261	\$364,261	3.7%
Snow Camp Fire District	\$768,357	\$878,959	\$885,915	\$885,915	0.8%
Eastern ALA Fire District	\$568,832	\$574,588	\$560,098	\$560,098	-2.5%
A/O Fire District	\$823,509	\$997,447	\$1,006,563	\$1,006,563	0.9%
<b>Total</b>	<b>\$272,117,581</b>	<b>\$287,309,888</b>	<b>\$298,833,991</b>	<b>\$278,576,173</b>	<b>-3.0%</b>



This page left intentionally blank



# Transfers Summary

## Transfers In

	FY24-25 Actual	FY25-26 Adopted	FY26-27 Requested	FY26-27 Recommended	% Change
<b>General Fund</b>					
American Rescue Plan Act Fund	\$5,811,638	-	-	\$440,000	-
<b>Subtotal</b>	<b>\$5,811,638</b>	<b>-</b>	<b>-</b>	<b>\$440,000</b>	<b>-</b>
<b>ACC Capital Reserve</b>					
General Fund	\$70,981	\$241,767	-	\$54,593	-77.50%
<b>Subtotal</b>	<b>\$70,981</b>	<b>\$241,767</b>	<b>-</b>	<b>\$54,593</b>	<b>-77.50%</b>
<b>Renovation/Repair Project</b>					
General Fund	-	\$7,262,402	-	\$95,003	-99.0%
American Rescue Plan Act Fund	-	-	-	\$258,125	-
County Buildings Capital Reserve	\$5,000,000	-	-	\$2,008,745	-
<b>Subtotal</b>	<b>\$5,000,000</b>	<b>\$7,262,402</b>	<b>-</b>	<b>\$2,361,873</b>	<b>-</b>
<b>ACC Capital Projects</b>					
General Fund	-	-	-	\$585,407	-
<b>Subtotal</b>	<b>-</b>	<b>-</b>	<b>-</b>	<b>\$585,407</b>	<b>-</b>
<b>Schools Capital Reserve</b>					
General Fund	\$700,350	-	-	-	-
Schools Capital Projects	\$294,639	-	-	-	-
<b>Subtotal</b>	<b>\$994,989</b>	<b>-</b>	<b>-</b>	<b>-</b>	<b>-</b>
<b>Schools Capital Projects</b>					
General Fund	-	\$9,400,000	-	\$9,400,000	-
<b>Subtotal</b>	<b>-</b>	<b>\$9,400,000</b>	<b>-</b>	<b>\$9,400,000</b>	<b>-</b>
<b>Total</b>	<b>\$11,877,608</b>	<b>\$16,904,169</b>	<b>-</b>	<b>\$12,841,873</b>	<b>-24.0%</b>

## Transfers Out

	FY24-25 Actual	FY25-26 Adopted	FY26-27 Requested	FY26-27 Recommended	% Change
<b>General Fund</b>					
To Emergency Telephone System	\$15,770	-	-	-	-
To Schools Capital Reserve	\$700,350	-	-	-	-
To ACC Capital Reserve	\$70,981	\$241,767	-	\$54,393	-77.5%
To Renovation/Repair Project	\$14,601,171	\$7,262,402	-	\$95,003	-99.0%
To ACC Capital Project	\$450,500	-	\$585,407	\$585,407	-
To Schools Capital Project	-	\$9,400,000	\$17,717,731	\$9,400,000	-
<b>Subtotal</b>	<b>\$15,838,771</b>	<b>\$16,904,169</b>	<b>\$18,303,138</b>	<b>\$10,134,803</b>	<b>-40.0%</b>
<b>American Rescue Plan Act Fund</b>					
To General Fund	-	-	-	\$440,000	-
To Renovation/Repair Project	-	-	-	\$258,125	-
<b>Subtotal</b>	<b>-</b>	<b>-</b>	<b>-</b>	<b>\$698,125</b>	<b>-</b>
<b>County Buildings Capital Reserve</b>					
To Renovation/Repair Project	\$5,000,000	-	-	\$2,008,745	-
<b>Subtotal</b>	<b>\$5,000,000</b>	<b>-</b>	<b>-</b>	<b>\$2,008,745</b>	<b>-</b>
<b>Total</b>	<b>\$20,838,771</b>	<b>\$16,904,169</b>	<b>\$18,303,138</b>	<b>\$12,841,673</b>	<b>-24.0%</b>



This page left intentionally blank



## Position Summary

Departments	Actual FY24-25	Adopted FY25-26	Revised FY25-26	Requested FY26-27	Recommended FY26-27	Change
<b>General Fund</b>						
<b>General Government</b>						
Governing Body	5.000	7.000	7.000	7.000	6.000	-1.000
County Manager	6.000	4.000	4.000	4.000	3.000	-1.000
Planning	4.000	4.000	4.000	4.000	4.000	0.000
Human Resources	6.000	5.000	6.000	8.000	6.000	1.000
Budget	4.000	4.000	4.000	4.000	4.000	0.000
Finance	7.000	8.000	8.000	8.000	8.000	0.000
Tax Administration	31.000	31.000	31.000	31.000	31.000	0.000
GIS Mapping	4.000	4.000	4.000	4.000	4.000	0.000
Legal	4.000	5.000	5.000	5.000	5.000	0.000
Elections	6.000	6.000	6.000	6.000	6.000	0.000
Register of Deeds	11.500	11.500	11.500	11.500	11.500	0.000
<b>Subtotal</b>	<b>88.500</b>	<b>89.500</b>	<b>90.500</b>	<b>92.500</b>	<b>88.500</b>	<b>-1.000</b>
<b>Central Services</b>						
Information Technology	24.000	24.000	24.000	24.000	22.000	-2.000
Maintenance	10.500	10.500	10.500	10.500	10.500	0.000
<b>Subtotal</b>	<b>34.500</b>	<b>34.500</b>	<b>34.500</b>	<b>34.500</b>	<b>32.500</b>	<b>-2.000</b>
<b>Public Safety</b>						
Sheriff	161.800	161.800	161.800	164.000	164.000	2.200
School Resource Officers	18.000	18.000	20.000	20.000	20.000	2.000
Jail	125.000	120.000	101.000	101.000	101.000	-19.000
Emergency Management	2.000	2.000	1.500	1.500	1.500	-0.500
Sara Management	1.000	1.000	1.000	1.000	1.000	0.000
Fire Marshal	5.000	4.000	4.000	4.000	4.000	0.000
Inspections	12.000	12.000	12.000	12.000	12.000	0.000
Emergency Medical Service	96.000	101.000	101.000	102.000	97.000	-4.000
Central Communications	36.000	36.000	36.000	40.000	36.000	0.000
<b>Subtotal</b>	<b>456.800</b>	<b>455.800</b>	<b>438.300</b>	<b>445.500</b>	<b>436.500</b>	<b>-19.300</b>
<b>Economic &amp; Physical Development</b>						
Soil Conservation	4.000	4.000	4.000	4.000	4.000	0.000
<b>Subtotal</b>	<b>4.000</b>	<b>4.000</b>	<b>4.000</b>	<b>4.000</b>	<b>4.000</b>	<b>0.000</b>
<b>Health</b>						
Personal Health	90.760	68.000	63.070	64.890	63.070	-4.930
Environmental Health	0.000	22.000	22.000	24.000	22.000	0.000
WIC Program	15.000	12.800	11.800	11.800	11.800	-1.000
Dental Clinic Program	16.240	17.240	17.070	17.750	17.750	0.510
Behavioral Health/Substance	0.750	2.750	5.000	8.000	5.000	2.250
<b>Subtotal</b>	<b>122.750</b>	<b>122.790</b>	<b>118.940</b>	<b>126.440</b>	<b>119.620</b>	<b>-3.170</b>
<b>Social Services</b>						
Social Services	235.000	235.000	235.000	238.000	235.000	0.000
Family Justice Center	6.000	5.000	4.000	4.000	4.000	-1.000
Domestic Violence Program	0.000	1.000	1.000	1.000	1.000	0.000
<b>Subtotal</b>	<b>241.000</b>	<b>241.000</b>	<b>240.000</b>	<b>243.000</b>	<b>240.000</b>	<b>-1.000</b>



Departments	Actual FY24-25	Adopted FY25-26	Revised FY25-26	Requested FY26-27	Recommended FY26-27	Change
<b>General Fund Cont.</b>						
<b>Other Human Services</b>						
Veterans Services	5.000	5.000	5.000	5.000	5.000	0.000
<b>Subtotal</b>	<b>5.000</b>	<b>5.000</b>	<b>5.000</b>	<b>5.000</b>	<b>5.000</b>	<b>0.000</b>
<b>Culture and Recreation</b>						
Library	49.000	42.875	42.875	42.875	42.875	0.000
Parks	20.000	20.000	20.000	23.000	20.000	0.000
<b>Subtotal</b>	<b>69.000</b>	<b>62.875</b>	<b>62.875</b>	<b>65.875</b>	<b>62.875</b>	<b>0.000</b>
<b>Total General Fund Full Time Equivalents (FTEs)</b>	<b>1021.550</b>	<b>1015.465</b>	<b>994.115</b>	<b>1016.815</b>	<b>988.995</b>	<b>-26.470</b>
<b>Other Funds</b>						
<b>Other Funds</b>						
Landfill Enterprise Fund	24.000	24.000	24.000	24.000	24.000	0.000
Worker's Compensation	1.000	1.000	1.000	1.000	1.000	0.000
Family Justice Center	0.000	1.000	3.000	3.000	3.000	2.000
Tourism Development Authority	2.000	2.000	2.000	3.000	3.000	1.000
<b>Subtotal</b>	<b>27.000</b>	<b>28.000</b>	<b>30.000</b>	<b>31.000</b>	<b>31.000</b>	<b>3.000</b>
<b>Total General Fund Full Time Equivalents (FTEs)</b>	<b>1048.550</b>	<b>1043.465</b>	<b>1024.115</b>	<b>1047.815</b>	<b>1019.995</b>	<b>-23.470</b>



# Position Change Detail

Recommended New Positions FY26-27				
Department	FTE	Position	Salary	Notes
5110 - Behavioral Health / Substance Use	1.000	Substance Abuse Education Specialist	\$0	Effective 7/1/26 / Total expense of \$81,568 will be grant funded through Opioid
5110 - Health	1.000	Foreign Language Interpreter II	\$74,548	Effective 7/1/26
6150 - Tourism Development Authority	1.000	Marketing and Communications Coordinator	\$0	Effective 7/1/26, Total expense of 81,658 will be funded through Tourism Funds
<b>Total</b>	<b>3.000</b>		<b>\$74,548</b>	

Recommend Position Elimination FY26-27				
Department	FTE	Position	Salary	Notes
4110 - Governing Body	1.000	Admin Assistant II	\$72,912	Effective 7/1/26
4120 - County Manager	1.000	Assistant County Manager	\$151,150	Effective 7/1/26
4210 - Information Technology	1.000	MIS Net Analyst Coordinator	\$111,646	Effective 7/1/26
4210 - Information Technology	1.000	Network Operations Manager	\$105,875	Effective 7/1/26
4310 - Sheriff/Jail	1.000	Detention Sergeant	\$94,391	Effective 7/1/26
4310 - Sheriff/ICE	34.800	Various	\$ -	Effective 7/1/26
4370 - Emergency Medical Services	4.000	EMT-P	\$292,796	Effective 7/1/26
5110 - Health	5.380	Various	\$ -	Effective 7/1/26
<b>Total</b>	<b>49.180</b>		<b>\$828,770</b>	

Recommend Reclassifications FY26-27						
Department	Current FTE	Current Position	Current Salary	Reclass New Position	New Salary	Net Impact
5370 - Family Justice Center	1.000	FJC Director	\$121,928	FJC Director	\$121,928	\$0
5110 - Health / Dental	1.000	Processing Assistant III	\$56,238	Operations Technician	\$67,114	\$10,876
4960 - Soil Conservation	1.000	Admin Assistant I	\$69,837	Admin Assistant II	\$71,804	\$1,967
<b>Total</b>	<b>3.000</b>		<b>\$248,003</b>		<b>\$260,846</b>	<b>\$12,843</b>

Departmental Position Requests FY26-27					
Department	FTE	Position	Requested	Off-Setting Revenue/Savings	Net County Cost
4390 - Central Communications	4.000	Telecommunicator	\$268,892	\$0	\$268,892
4950 - Cooperative Exchange	0.500	Expanded Food and Nutrition Education Program Assistant	\$28,051	\$0	\$28,051
5310 - Social Services	1.000	PI	\$75,253	\$75,253	\$0
5310 - Social Services	1.000	SW I	\$73,002	\$29,200	\$43,802
5310 - Social Services	1.000	SW III	\$82,189	\$32,875	\$49,314
5310 - Social Services	4.000	IMC II	\$266,809	\$266,809	\$0
4370 - Emergency Medical Services	1.000	Assistant Training Officer/Logistics Officer	\$75,250	\$0	\$75,250
5110 - Behavioral Health/Substance Use	2.000	Correctional Case Analyst	\$168,464	\$0	\$168,464
5110 - Behavioral Health/Substance Use	1.000	Substance Abuse Education Specialist	\$81,568	\$81,568	\$0
5110 - Environmental Health	2.000	Environmental Health Specialist (REHS)	\$222,750	\$0	\$222,750
5110 - Health	1.000	Foreign Language Interpreter II	\$74,548	\$0	\$74,548
4122 - Human Resources	1.000	HR Specialist	\$82,824	\$0	\$82,824
4122 - Human Resources	1.000	HRIS Analyst	\$97,311	\$0	\$97,311
6120 - Parks	1.000	Visitor Services Coordinator	\$68,713	\$60,000	\$8,713
6120 - Parks	1.000	Outdoor Program Coordinator	\$72,528	\$5,000	\$67,528
6120 - Parks	1.000	Park Technician II	\$111,249	\$0	\$111,249
6150 - Tourism Development Authority	1.000	Marketing and Communications Coordinator	\$81,658	\$81,658	\$0
<b>Total</b>	<b>24.500</b>		<b>\$1,931,059</b>	<b>\$632,363</b>	<b>\$1,298,696</b>

Departmental Reclassifications FY26-27						
Department	Current FTE	Current Position	Current Salary	Reclass New Position	New Salary	Notes
5370 - Family Justice Center	1.000	FJC Director	\$121,928	FJC Director	\$121,928	Reclass position from 120 to 121
5110 - Health / Dental	1.000	Processing Assistant III	\$56,238	Operations Technician	\$67,114	Health .82 - Dental .18
4960 - Soil Conservation	1.000	Admin Assistant I	\$69,837	Admin Assistant II	\$71,804	Effective 7/1/26
<b>Total</b>	<b>3.000</b>		<b>\$248,003</b>		<b>\$260,846</b>	



This page left intentionally blank



## Fee Change Summary

Department	Program Area	Fee Name	Current	Recommended Fee
Emergency Medical Services	EMS Ambulance Service Fees	BLS Non-Emergency	\$539.64	\$829.92
Emergency Medical Services	EMS Ambulance Service Fees	BLS Emergency	\$863.44	\$1,327.86
Emergency Medical Services	EMS Ambulance Service Fees	ALS Non-Emergency	\$647.56	\$995.91
Emergency Medical Services	EMS Ambulance Service Fees	ALS Emergency	\$1,025.30	\$1,576.83
Emergency Medical Services	EMS Ambulance Service Fees	ALS-2 Emergency	\$1,484.00	\$2,282.25
Emergency Medical Services	EMS Ambulance Service Fees	Mileage Per Loaded Mile	\$18.30	\$27.99
Emergency Medical Services	EMS Ambulance Service Fees	Treat No Transport	\$150.00	\$150.00
Emergency Medical Services	EMS Ambulance Service Fees	Wait Time/Hour	\$150.00	\$150.00
Emergency Medical Services	EMS Ambulance Service Fees	Specialty Care Transports	\$1,752.00	\$2,697.21
Emergency Medical Services	EMS Event Coverage Fees	Special Event Standby-Ambulance with two EMS providers	\$200.00/Hour	\$200.00/Hour
Emergency Medical Services	EMS Event Coverage Fees	Special Event Standby-Medic Truck (QRV) with one EMS provider	\$100.00/Hour	\$100.00/Hour
Family Justice Center	Domestic Violence Prevention Program	Domestic Violence Prevention Program - 26 Session Program	\$615.00	\$615.00
Fire Marshal	Amusement Buildings and Special Events	Operation of a Special Amusement Building(s) and/or Special Events (30 Days)	\$75.00	\$75.00
Fire Marshal	Carnivals and Fairs	Mandatory Permit to conduct a Carnival or Fair (Single Event)	\$75.00	\$75.00
Fire Marshal	Combustible Dust-Producing Operations	Mandatory Permit to operate a grain elevator, flour starch mill, feed mill, or a plant pulverizing aluminum, coal, cocoa, magnesium, spices, or sugar, or other operations producing combustible dusts as defined in Chapter 2 of the 2012 NC Fire Code (Annual)	\$150.00	\$150.00
Fire Marshal	Covered Mall Buildings	Operational Permit for the placement of retail fixtures and displays, concession equipment, displays of highly combustible goods, and similar items in the mall common areas. (30 Days)	\$100.00	\$100.00
Fire Marshal	Covered Mall Buildings	Operational Permit for the display of liquid- or gas-fired equipment in the mall. (30 Days)	\$100.00	\$100.00
Fire Marshal	Covered Mall Buildings	Operational Permit for the use of open-flame or flame-producing equipment in the mall. (7 Days)	\$100.00	\$100.00
Fire Marshal	Dry Cleaning Plants	Operational Permit to engage in the business of dry cleaning (when flammable/hazardous solvents are used), or to change to a more hazardous cleaning solvent used in existing dry cleaning equipment. (Annual)	\$75.00	\$75.00
Fire Marshal	Exhibits and Trade Shows	Operational Permit to operate exhibits and trade shows (30 Days)	\$75.00	\$75.00
Fire Marshal	Explosives	Operational Permit for the manufacture, storage, handling, sale or use of any quantity of explosives, explosive materials, fireworks, or pyrotechnic special effects within the scope of Chapter 33 of the NC Fire Code		
Fire Marshal	Explosives	Blasting Permit (30 Days)	\$225.00	\$225.00
Fire Marshal	Explosives	Display of Fireworks/Pyrotechnics (Single Event)	\$150.00	\$150.00
Fire Marshal	Explosives	Storage of Explosives (Annual)	\$100.00	\$100.00



Department	Program Area	Fee Name	Current	Recommended Fee
Fire Marshal	Pyrotechnic Special Effects (Fireworks)	Required Operational Permit same as found under Explosives section (Single Event)	\$150.00	\$150.00
Fire Marshal	Private Fire Hydrants	Operational Permit for the removal from service, use operation of private fire hydrants.	\$25.00 Per Fire Hydrant	\$25.00 Per Fire Hydrant
Fire Marshal	Temporary Membrane Structures, Tents and Canopies (Operational - Utilized for Commercial Occupancies such as Assembly/Business)	Tent without Sidewalls (Up to 1799 sq. ft.)	No Charge	No Charge
Fire Marshal	Temporary Membrane Structures, Tents and Canopies (Operational - Utilized for Commercial Occupancies such as Assembly/Business)	Tent with Sidewalls (801 sq. ft. and up)	\$50.00	\$100.00
Fire Marshal	Temporary Membrane Structures, Tents and Canopies (Operational - Utilized for Commercial Occupancies such as Assembly/Business)	Tent with or without Sidewalls (1800 sq. ft. or greater)	\$100.00	\$100.00
Fire Marshal	Automatic & Manual Fire-Extinguishing Systems	Permit required for the installation, modification, or removal from service of a sprinkler, standpipe system, or other Kitchen Suppression or Alternate Automatic Extinguishing System		
Fire Marshal	Automatic & Manual Fire-Extinguishing Systems	Modifications to existing system, 10 or less sprinkler heads (e.g. turning of heads)	\$100.00	\$100.00
Fire Marshal	Automatic & Manual Fire-Extinguishing Systems	Sprinkler Systems (2 Risers or less)	\$150.00	\$150.00
Fire Marshal	Automatic & Manual Fire-Extinguishing Systems	Sprinkler Systems (3 or more Risers)	\$300.00	\$300.00
Fire Marshal	Automatic & Manual Fire-Extinguishing Systems	High-Rise Building Sprinkler Systems	\$500.00	\$500.00
Fire Marshal	Automatic & Manual Fire-Extinguishing Systems	Standpipe System (Permit required in addition to any other Automatic Fire Extinguishing System Construction Permits)	\$250.00	\$250.00
Fire Marshal	Automatic & Manual Fire-Extinguishing Systems	Standpipe System (High-Rise Buildings) (Permit required in addition to any other Automatic Fire Extinguishing System Construction Permits)	\$300.00	\$300.00
Fire Marshal	Automatic & Manual Fire-Extinguishing Systems	Kitchen Hood Suppression Systems & Other Alternative Automatic Fire Extinguishing Systems (Permit required in addition to any other Automatic Fire Extinguishing System Construction Permits)	\$150.00	\$150.00
Fire Marshal	Fire Alarm and Detection Systems	Construction Permit for installation of, or modification to fire alarm and detection systems and related equipment.		
Fire Marshal	Fire Alarm and Detection Systems	Modification to existing system	\$100.00	\$100.00
Fire Marshal	Fire Alarm and Detection Systems	New Construction/New System (1 - 30,000 sq. ft.)	\$200.00	\$200.00
Fire Marshal	Fire Alarm and Detection Systems	New Construction/New System (30,001 - 80,000 sq. ft.)	\$300.00	\$300.00
Fire Marshal	Fire Alarm and Detection Systems	New Construction/New System (>80,001 sq. ft.)	\$500.00	\$500.00
Fire Marshal	Fire Alarm and Detection Systems	New Construction/New System (High-rise)	\$500.00	\$500.00



Department	Program Area	Fee Name	Current	Recommended Fee
Fire Marshal	Fire and Life Safety Plan Review	Review proposed new and existing architectural/building plans to confirm fire and life safety compliance within the design submitted		
Fire Marshal	Fire and Life Safety Plan Review	1000 sq./ft. or less	\$50.00	\$50.00
Fire Marshal	Fire and Life Safety Plan Review	1001 sq. /ft. – 4000 sq. /ft.	\$100.00	\$100.00
Fire Marshal	Fire and Life Safety Plan Review	4001 sq. /ft. – 49,999 sq. /ft.	\$200.00	\$200.00
Fire Marshal	Fire and Life Safety Plan Review	50,000 sq./ft. – or greater	\$300.00	\$300.00
Fire Marshal	Fire and Life Safety Plan Review	*Note: Plans that are not approved after second review will incur an additional \$100.00 per review fee		
Fire Marshal	Fire Pumps	Construction Permit for installation of, or modification to fire pumps and related fuel tanks, jockey pumps, controllers, and generators. (Permit required in addition to other Automatic Fire Extinguishing System Construction Permits)	\$100.00	\$100.00
Fire Marshal	ABC Permits/Inspection	Re-inspection fee of \$60 applies upon 3rd visit for non-compliance.	\$100.00	\$100.00
Fire Marshal	Tank Installation Removal	Tank Installation Removal	\$100.00 Per Tank	\$100.00 Per Tank
Fire Marshal	Special Permits	Day Care, Adult Care Facility, and Foster Homes	\$55.00	\$55.00
Fire Marshal	Special Permits	*Foster homes fees for all Alamance County DSS administered facilities will be waived per County Management		
Fire Marshal	Miscellaneous Items	Emergency Responder Radio Coverage	\$100.00	\$100.00
Fire Marshal	Miscellaneous Items	Solar Farm Plan Review and Inspection	\$200.00	\$200.00
Fire Marshal	Miscellaneous Items	**Fees will be doubled if permits are not obtained before the work of the event occurs**		
Inspections	Permits and Inspection Fees	Minimum Permit Fee	\$75.00	\$76.00
Inspections	Permits and Inspection Fees	Administrative Fees	\$60.00	\$75.00
Inspections	Permits and Inspection Fees	After hours inspections	New	\$125/hour
Inspections	Permits and Inspection Fees	Extra Inspections	\$75 per trip, \$90 - 3rd trip, \$125 - 4th trip and an additional	\$75 per trip, \$90 - 3rd trip, \$125 - 4th trip and an additional
Inspections	Residential Permit Fees - Building Permit Fees	New residential single-family dwellings, duplexes, and townhouses, modular, additions and alterations to dwelling units.)	Up to 1500 gross sq. ft. - \$525; Greater than 1,500 sf - \$0.36/sf; trade fees included in total above	Up to 1500 gross sq. ft. - \$525; Greater than 1,500 sf - \$0.36/sf; trade fees included in total above
Inspections	Residential Permit Fees - Building Permit Fees	Electrical, Plumbing, Mechanical additional	Removed for new homes - all trades included in building permit.	Removed for new homes - all trades included in building permit.
Inspections	Residential Permit Fees - Building Permit Fees	New residential single-family dwellings with fire sprinklers	\$0.20/gross sq. ft or \$400 min.(all trades included)	\$0.20/gross sq. ft or \$400 min.(all trades included)



Department	Program Area	Fee Name	Current	Recommended Fee
Inspections - New fee added in 2024	Residential Permit Fees - Building Permit Fees	Residential Additions, renovation and alteration	Up to 800 sq.ft.= \$175 + trade fees/trip; 801 to 1200 sq.ft. = \$250 + trade fees/trip; >1200 sq.ft.= \$0.25/sq.ft. + trade fees/trip	Up to 800 sq.ft.= \$175 + trade fees/trip; 801 to 1200 sq.ft. = \$250 + trade fees/trip; >1200 sq.ft.= \$0.25/sq.ft. + trade fees/trip
Inspections	Residential Permit Fees - Building Permit Fees	Accessory buildings, garages, workshops, and similar (trade fees additional)	\$0.25 per gross sq. ft. or \$110.00 min.	\$0.25 per gross sq. ft. or \$110.00 min.
Inspections	Residential Permit Fees - Building Permit Fees	Manufactured I Mobile Homes (includes base trade fees, deck fee is additional)		
Inspections	Residential Permit Fees - Building Permit Fees	Single-wide	\$300 (includes all trades)	\$300 (includes all trades)
Inspections	Residential Permit Fees - Building Permit Fees	Double-wide	\$350 (includes all trades)	\$350 (includes all trades)
Inspections	Residential Permit Fees - Other Permits	Deck Permit	\$0.25 per gross sq. ft. or \$120 min.	\$150.00
Inspections	Residential Permit Fees - Other Permits	Insulation and Energy Utilization Permit (w/o building permit)	\$80.00	\$80.00
Inspections	Residential Permit Fees - Other Permits	Demolition of Building	\$75.00	\$90.00
Inspections	Residential Permit Fees - Other Permits	Swimming Pools, Hot Tubs, & Spas	\$110.00	\$110.00
Inspections	Residential Permit Fees - Other Permits	Electrical Additional	\$225.00	\$225.00
Inspections	Residential Permit Fees - Other Permits	Solar Installations (Roof Mounted)	\$150.00	\$150.00
Inspections	Residential Permit Fees - Other Permits	Ground Mounted	\$180.00	\$180.00
Inspections	Residential Permit Fees - Other Permits	Electrical Additional	\$75.00 roof / \$130.00 ground	\$75.00 roof / \$130.00 ground
Inspections	Residential Fees - Electrical Permit Fees	Based on size of service and are calculated as follows:	\$0.25 per amp	\$0.25 per amp
Inspections	Residential Fees - Electrical Permit Fees	Temporary Power	\$90.00	\$90.00
Inspections	Residential Fees - Electrical Permit Fees	Service Change / Reconnect	\$90.00	\$90.00
Inspections	Residential Fees - Electrical Permit Fees	Miscellaneous Electrical Permit (includes one trip)	\$90.00	\$90.00
Inspections	Residential Fees - Electrical Permit Fees	Travel Trailer and Recreational Vehicle	\$90.00	\$90.00
Inspections	Residential Fees - Electrical Permit Fees	Low Voltage	\$110.00	\$110.00
Inspections	Residential - Mechanical Permit Fees	HVAC Change out / Installation – Mechanical/Fuel Gas Permits (One System)	\$90.00	\$90.00
Inspections	Residential - Mechanical Permit Fees	Two or More Systems (includes one trip)	\$110.00	\$110.00
Inspections	Residential - Mechanical Permit Fees	Gas Log, Gas Piping, Duct Work, Misc.	\$90.00	\$90.00
Inspections	Residential - Plumbing Permit Fees	New Roughing-In	\$90.00 for first fixture, \$5.00 for each additional	\$90.00 for first fixture, \$5.00 for each additional



Department	Program Area	Fee Name	Current	Recommended Fee
Inspections	Residential - Plumbing Permit Fees	Building Sewer Connection	\$90.00	\$90.00
Inspections	Residential - Plumbing Permit Fees	Miscellaneous Plumbing / Water Heater Change-Out	\$90.00	\$90.00
Inspections	Residential - Plumbing Permit Fees	Travel Trailer and Recreational Vehicle	\$90.00	\$90.00
Inspections	Residential - Other Residential Fees	Homeowner's Recovery Fee (licensed general contractors only)	\$10.00	\$10.00
Inspections	Residential - Other Residential Fees	Residential Plan Review - New homes	\$110.00	\$110.00
Inspections	Residential - Other Residential Fees	Plan revisions from approved plans	\$110.00	\$110.00
Inspections	Residential - Other Residential Fees	Plan review – additions, remodels and accessory buildings, solar installations	\$75.00	\$75.00
Inspections	Residential - Other Residential Fees	Residential fire sprinkler plan review (non-required systems only)	\$75.00	\$75.00
Inspections	Residential - Other Residential Fees	Saw Service - Residential	\$90.00	\$90.00
Inspections	Residential - Other Residential Fees	Expired Permits (no change in plans)	New	50% of original fee if renewed in 90 days from expiration date
Inspections	Commercial Permit Fees - Plan Review	Up to 4,000 3,000 sq. ft.	\$180.00	\$200.00
Inspections	Commercial Permit Fees - Plan Review	4,000 3,001 sq. ft. to 49,999 20,000 sq. ft.	\$380.00	\$400.00
Inspections	Commercial Permit Fees - Plan Review	50,000 20,001 sq. ft. or more	\$580.00	\$0.025/SF
Inspections	Commercial Permit Fees - Plan Review	Plan revisions from approved plans	\$110.00	\$110/trade
Inspections	Commercial Permit Fees - Building Permit Fees	The construction cost for new construction and additions will be the greater of:	\$60 for the first \$1,000 of estimated value;	\$60 for the first \$1,000 of estimated value;
Inspections	Commercial Permit Fees - Building Permit Fees	1. The proposed cost listed on the Building Permit application OR	\$6.00 per \$1,000 of estimated value from \$1,000 - \$100,001	\$6.00 per \$1,000 of estimated value from \$1,000 - \$100,002
Inspections	Commercial Permit Fees - Building Permit Fees	2. The cost determined from the most recent Building Valuation Data published by the International Code Council.	\$5.00 per \$1,000 of estimated value over \$100,001	\$5.00 per \$1,000 of estimated value over \$100,002
Inspections	Commercial Permit Fees - Building Permit Fees	Signs/Billboards Up to 200 sq. ft. (electrical not included)	\$90.00	\$90.00
Inspections	Commercial Permit Fees - Building Permit Fees	Signs/Billboards Over 200 sq. ft. (electrical not included)	\$180.00	\$180.00
Inspections	Commercial Permit Fees - Building Permit Fees	Occupancy Permit / Day Care / ABC License/Special Events Inspection Fees (one trip)	\$90.00	\$120.00
Inspections	Commercial Permit Fees - Building Permit Fees	Mobile Construction Offices (trade fees extra)	\$280.00	\$280.00
Inspections	Commercial Permit Fees - Electrical Permit Fees	Based on size of service and are calculated as follows:	Up to 200 amps - \$120.00 Exceeding 200 amps - \$180.00 Temporary Power - \$130.01	Up to 200 amps - \$120.00 Exceeding 200 amps - \$180.00 Temporary Power - \$130.02



Department	Program Area	Fee Name	Current	Recommended Fee
Inspections	Commercial Permit Fees - Electrical Permit Fees	Temporary Power	\$90.00	\$90.00
Inspections	Commercial Permit Fees - Electrical Permit Fees	Saw Service	\$90.00	\$90.00
Inspections	Commercial Permit Fees - Electrical Permit Fees	Low Voltage, Signs	\$90.00	\$90.00
Inspections	Commercial Permit Fees - Electrical Permit Fees	Misc. Elec. Permits	\$75.00	\$75.00
Inspections	Commercial Permit Fees - Electrical Permit Fees	Underground Inspections (slab, ditch, etc.)	\$75.00	\$75.00
Inspections	Commercial Permit Fees - Electrical Permit Fees	Electrical Fee for Commercial Projects	1/2 of 1% of total electrical cost	1/2 of 1% of total electrical cost
Inspections	Commercial Permit Fees - Mechanical Permit Fees	Heating Only	\$0.0006 per B.T.U.	\$0.0006 per B.T.U.
Inspections	Commercial Permit Fees - Mechanical Permit Fees	Cooling Only	\$0.0011 per B.T.U.	\$0.0011 per B.T.U.
Inspections	Commercial Permit Fees - Mechanical Permit Fees	Only Heating & Cooling	\$0.006 per B.T.U. heating plus \$0.005 per B.T.U. cooling or \$75.01	\$0.006 per B.T.U. heating plus \$0.005 per B.T.U. cooling or \$75.02
Inspections	Commercial Permit Fees - Mechanical Permit Fees	Heat Pump	\$0.005 per B.T.U. (\$75.00 min.)	\$0.005 per B.T.U. (\$75.00 min.)
Inspections	Commercial Permit Fees - Mechanical Permit Fees	Refrigerator Systems – Walk-in Cooler or Unit	\$120.00 first unit, \$95.00 each additional	\$120.00 first unit, \$95.00 each additional
Inspections	Commercial Permit Fees - Mechanical Permit Fees	Boilers and Chillers		
Inspections	Commercial Permit Fees - Mechanical Permit Fees	Up to and including 150,000 B.T.U.	\$89.00	\$90.00
Inspections	Commercial Permit Fees - Mechanical Permit Fees	In excess of 150,000 B.T.U.	\$90.00 plus \$0.0006 per B.T.U. over 150,000. Max fee of \$420.01	\$90.00 plus \$0.0006 per B.T.U. over 150,000. Max fee of \$420.02
Inspections	Commercial Permit Fees - Mechanical Permit Fees	Commercial Hood	\$200.00	\$200.00
Inspections	Commercial Permit Fees - Mechanical Permit Fees	Gas piping, duct work, misc. mechanical / fuel gas permits	\$90.00	\$90.00
Inspections	Commercial Permit Fees - Plumbing Permit Fees	New Roughing-In	\$90.00 for first fixture, \$5.00 for each additional	\$90.00 for first fixture, \$5.00 for each additional
Inspections	Commercial Permit Fees - Plumbing Permit Fees	Building Sewer Connection	\$90.00	\$90.00
Inspections	Commercial Permit Fees - Plumbing Permit Fees	Miscellaneous Plumbing / Water Heater Change-Out	\$120.00	\$120.00
Inspections	Commercial Permit Fees - Plumbing Permit Fees	Water Service Connection	\$90.00	\$90.00
Landfill	Landfill	Solid Waste Disposal (MSW and C&D)	\$44.00 per ton	\$44.00 per ton
Landfill	Landfill	Residential household garbage (bagged)	\$1.00 per bag (13 gallon) \$2.00 per bag (>\$13 gallon) \$5.00 minimum if weighed on landfill scale	\$1.00 per bag (13 gallon) \$2.00 per bag (>\$13 gallon) \$5.00 minimum if weighed on landfill scale



Department	Program Area	Fee Name	Current	Recommended Fee
Landfill	Landfill	Residential household garbage	\$3.00 per trash can (<96) \$5.00 per trash can (96 gallon)	\$3.00 per trash can (<96) \$5.00 per trash can (96 gallon)
Landfill	Landfill	Mattresses	\$3.00 each (all box spring sizes) \$5.00 each (all sizes)	\$3.00 each (all box spring sizes) \$5.00 each (all sizes)
Landfill	Landfill	Metal – Lawn Mowers	\$3.00 per push \$10.00 per riding	\$3.00 per push \$10.00 per riding
Landfill	Landfill	Metal – All other items	Based on weight (\$44.00 per ton)	Based on weight (\$44.00 per ton)
Landfill	Landfill	Electronics – Televisions and Computer Monitors	\$5.00 each (all sizes)	\$5.00 each (all sizes)
Landfill	Landfill	Electronics – All other items	Based on weight (\$44.00 per ton)	Based on weight (\$44.00 per ton)
Landfill	Landfill	Non-hazardous waste that requires special handling and/or management, waste determination testing and analysis, and/or State approval for landfill disposal	\$58.00 per ton	\$58.00 per ton
Landfill	Landfill	Yard Waste (pure load)	\$32.00 per ton	\$32.00 per ton
Landfill	Landfill	Stumps (pure load)	\$32.00 per ton	\$32.00 per ton
Landfill	Landfill	Roofing/Shingles (pure load)	\$44.00 per ton	\$44.00 per ton
Landfill	Landfill	Brick/Concrete/Inert Debris (dirt)	\$44.00 per ton	\$44.00 per ton
Landfill	Landfill	*Scale pricing (per ton rates) will become effective January 1, 2024.		
Legal	Legal Fees	Tax Foreclosure Attorney Fee	\$250.00	\$250.00
Library	Library Fees	Book Club Kit - Replacement	\$10.00	\$10.00
Library	Library Fees	Books & Stories to Go - Replacement	\$10.00	\$10.00
Library	Library Fees	Collection Agency Referral Fee	\$10.00	\$10.00
Library	Library Fees	Computer Printouts (black & white)	\$0.10 each	\$0.10 each
Library	Library Fees	Computer Printouts (color)	\$0.40 each	\$0.40 each
Library	Library Fees	FAX Service (outgoing only)	\$1.75 1st page, \$1.00 each additional	\$1.75 1st page, \$1.00 each additional
Library	Library Fees	Interlibrary Loan—photocopies	Variable - lender determines	Variable - lender determines
Library	Library Fees	Interlibrary Loan—lost/damaged	Cost of items and processing fee charged by lending institution	Cost of items and processing fee charged by lending institution
Library	Library Fees	Laminating	\$1 service charge + \$0.10 per inch	\$1 service charge + \$0.10 per inch
Library	Library Fees	Lost Library Materials (if price is listed in computer)	Cost plus \$5.00 processing	Cost plus \$5.00 processing
Library	Library Fees	Lost Library Materials (if price is not listed in computer)	\$10.00 plus \$5.00 processing	\$10.00 plus \$5.00 processing
Library	Library Fees	Paper (for typing)	\$0.05 per page	\$0.05 per page
Library	Library Fees	Photocopies (black & white)	\$0.10 each	\$0.10 each
Library	Library Fees	Photocopies (color)	\$0.40 each	\$0.40 each
Library	Library Fees	Replacement Library Cards	\$1.00	\$1.00
Library	Library Fees	Travel drive	\$5.00	\$5.00



Department	Program Area	Fee Name	Current	Recommended Fee
Library	Library Fees	Hotspot – Replacement	\$0.00	\$0.00
Library	Library Fees	LaunchPad - Replacement	\$75.00	\$75.00
Library	Library Fees	Chromebook – Replacement	\$100.00	\$100.00
Library	Library Fees	Educational Resource Kits - Replacement	\$100.00	\$100.00
Library	Library Fees	3D Printing	\$0.05 per gram	\$0.05 per gram
Library	Library Fees	Oversize Printing	\$1.50 per inch	\$1.50 per inch
NC Cooperative Extension	Farm Assistance	Animal Scale	NEW	\$10 for 1-3 Days \$10 per Day after 3 Days
NC Cooperative Extension	Farm Assistance	Fire Ant Bait Spreader	NEW	\$10 for 1-3 Days \$10 per Day after 3 Days
Parks	Wedding Ceremonies at Cedarock Park	Weddings at the Overlook	\$250.00	\$250.00
Parks	Wedding Ceremonies at Cedarock Park	Weddings at the Farm	\$500.00	\$500.00
Parks	Wedding Ceremonies at Cedarock Park	Weddings other approved location	\$0.00	\$100.00
Parks	Wedding Ceremonies at Cedarock Park	Chair Rentals (Up to 100 Chairs)	\$100.00	\$100.00
Parks	Shelter Rentals	Shelter Rental - County Resident	\$30/4 hrs.	\$30/4 hrs.
Parks	Shelter Rentals	Shelter Rental - Non Resident	\$40/4 hrs.	\$40/4 hrs.
Parks	Organized Historic Farm Tours	Farm Tour - County Resident	\$20/Group	\$20/Group
Parks	Organized Historic Farm Tours	Farm Tour - Non Resident	\$40/Group	\$40/Group
Parks	Camping	Camping Single Site	\$10/Night	\$10/Night
Parks	Camping	Camping Group Site	\$10/Night	\$15/Night
Parks	Fishing in Stocked Ponds	Fishing Day Pass	\$5/Day	\$5/day
Parks	Fishing in Stocked Ponds	Fishing Annual Pass	\$35/Year	\$35/year
Parks	Disc Golf Rental			
Parks	Kayak/Canoe Rental			
Parks	Athletic Field Rentals	Field Without Lights - Resident	\$10/hr.	\$15/hr.
Parks	Athletic Field Rentals	Field Without Lights - Non Resident	\$15/hr.	\$20/hr.
Parks	Athletic Field Rentals	Field with Lights - Resident	\$20/hr.	\$25/hr.
Parks	Athletic Field Rentals	Field with Lights - Non Resident	\$30/hr.	\$35/hr.
Parks	Gym Rental	Gym Rental - Resident	\$40/2 hrs.	\$70/2 hrs.
Parks	Gym Rental	Gym Rental - Non Resident	\$60/2 hrs.	\$90/2 hrs.
Parks	Classroom Rental	Classroom Rental - Resident	\$40/2 hrs.	\$40/2 hrs.
Parks	Classroom Rental	Classroom Rental - Non Resident	\$60/2 hrs.	\$60/2 hrs.
Parks	Other Program and Camp Fees	Explore Archery - County Resident	\$50/Person	\$50/Person
Parks	Other Program and Camp Fees	Explore Archery - Non Resident	\$60/Person	\$60/Person
Parks	Other Program and Camp Fees	Alamance Adventure Race	\$60/Team	\$60/Team
Parks	Other Program and Camp Fees	Family Campout - County Resident	\$7/Person	\$7/Person
Parks	Other Program and Camp Fees	Family Campout - Non Resident	\$10/Person	\$10/Person
Parks	Other Program and Camp Fees	Level 1 Program (Minimal operating costs and sustainably run at no cost to the participants)	FREE	FREE
Parks	Other Program and Camp Fees	Level 2 Program (Average operating costs and high demand program)	Resident	\$5-\$25/Person
Parks	Other Program and Camp Fees	Level 2 Program	Non Resident	\$7-\$30/Person



Department	Program Area	Fee Name	Current	Recommended Fee
Parks	Other Program and Camp Fees	Level 3 Program (Individual benefit, higher operating costs and limited participation capacity)	Resident	\$26-\$55/Person
Parks	Other Program and Camp Fees	Level 3 Program	Non Resident	\$30-\$60/Person
Parks	Other Program and Camp Fees	Level 4 Program (Premium features and higher cost)	Resident	\$60 and up/Person
Parks	Other Program and Camp Fees	Level 4 Program	Non Resident	\$70 and up/Person
Parks	Other Program and Camp Fees	* Other Program and Camp Fees: Calculated based on the cost of the program/event, length of the program/event, and participation capacity. Fees range from Free - \$60 for current programming schedules. Programs are always changing and evolving.		
Planning	Site Plan and Subdivision Review	Mobile Home Park / RV Travel Trailer Park	\$160.00 + \$40.00 per lot	\$200.00 + \$50.00 per lot
Planning	Subdivision Review	Resubmittal of plans for each submission after two denials	\$110.00	\$110.00
Planning	Subdivision Review	Site Plan Review	\$35.00	\$35.00
Planning	Floodplain, Watershed and Streams	Floodplain Waiver Review	\$310.00	\$310.00
Planning	Floodplain, Watershed and Streams	On-Site Stream Determination	\$60.00	\$60.00
Planning	Floodplain, Watershed and Streams	No Practical Alternative Determination	\$60.00	\$60.00
Planning	Heavy Industrial Development Ordinance	Solar Energy System	\$510.00	\$510.00
Planning	Maps	GIS Maps (11x17, color)	\$1.00 per page	\$1.00 per page
Planning	Maps	GIS Maps (24x36, color)	\$7.50 per page	\$7.50 per page
Planning	Maps	GIS Maps (36x48, color)	\$12.50 per page	\$12.50 per page
Planning	Copies	Map Copies- 18x24-small (black & white)	\$1.00 each	\$1.00 each
Planning	Copies	Map Copies- 18x24-small (color)	\$2.50 each	\$2.50 each
Planning	Copies	Map Copies- Larger than 18x24 (color)	\$5.00 each	\$5.00 each
Planning	Copies	Any Ordinance (8 1/2 x 11)	\$5.00	\$5.00
Planning	Miscellaneous Item	Temporary Residence	\$35.00	\$35.00
Planning	Miscellaneous Item	Road Signs	\$350.00 Per Sign	\$350.00 Per Sign
Register of Deeds	Register of Deeds Fees	General Instruments (pages 1-15)	\$26.00	\$26.00
Register of Deeds	Register of Deeds Fees	General Instruments (each additional page after 15)	\$4.00	\$4.00
Register of Deeds	Register of Deeds Fees	Deeds of Trust (pages 1-35)	\$64.00	\$64.00
Register of Deeds	Register of Deeds Fees	Deeds of Trust (each additional page after 35)	\$4.00	\$4.00
Register of Deeds	Register of Deeds Fees	Deeds (pages 1-15)	\$26.00	\$26.00
Register of Deeds	Register of Deeds Fees	Deeds (each additional page after 15)	\$4.00	\$4.00
Register of Deeds	Register of Deeds Fees	Multiple Documents (additional fee plus recording fee)	\$10.00	\$10.00
Register of Deeds	Register of Deeds Fees	Non-Standard Documents (Documents recorded on or after July 1, 2022 must meet GS 161-14(b) (additional fee plus recording fee)	\$25.00	\$25.00
Register of Deeds	Register of Deeds Fees	Plats	\$21.00	\$21.00
Register of Deeds	Register of Deeds Fees	DOT Right of Way Plans	\$21.00	\$21.00
Register of Deeds	Register of Deeds Fees	DOT Right of Way Plans (each additional page)	\$5.00	\$5.00



Department	Program Area	Fee Name	Current	Recommended Fee
Register of Deeds	Register of Deeds Fees	UCC (1 or 2 pages)	\$38.00	\$38.00
Register of Deeds	Register of Deeds Fees	UCC (3 -10 pages)	\$45.00	\$45.00
Register of Deeds	Register of Deeds Fees	UCC (each additional page after 10)	\$2.00	\$2.00
Register of Deeds	Register of Deeds Fees	Certified Copies (1st page)	\$5.00	\$5.00
Register of Deeds	Register of Deeds Fees	Certified Copies (each additional page)	\$2.00	\$2.00
Register of Deeds	Register of Deeds Fees	Uncertified Copies (per page)	\$0.05	\$0.05
Register of Deeds	Register of Deeds Fees	Notary Public Qualifications	\$10.00	\$10.00
Register of Deeds	Register of Deeds Fees	Marriage License	\$60.00	\$60.00
Register of Deeds	Register of Deeds Fees	Delayed Marriage License	\$20.00	\$20.00
Register of Deeds	Register of Deeds Fees	Marriage License Correction	\$10.00	\$10.00
Register of Deeds	Register of Deeds Fees	Certified Copies of Birth, Death, and Marriage Certificates	\$10.00	\$10.00
Register of Deeds	Passports	Acceptance Fee	\$35.00	\$35.00
Register of Deeds	Passports	Photo Fee	\$10.00	\$15.00
SARA	SARA Hazardous Materials Fees (Chemical)	Code 1- Bulk Storage in as much as 1,500 gallon/12,000 lbs. Extremely Hazardous Materials in as much as the TPQ (500 lbs. or TPQ whichever is less)	\$624.00	\$624.00
SARA	SARA Hazardous Materials Fees (Chemical)	Code 2- Hazardous Chemical Storage: 56 gallons/448 lbs. to 1,499 gallons/11,992 lbs.	\$374.40	\$374.40
SARA	SARA Hazardous Materials Fees (Chemical)	Code 3- Hazardous Chemical Storage: 55 gallons/440 lbs.	\$218.40	\$218.40
SARA	SARA Hazardous Materials Fees (Petroleum)	Code 4- Bulk above ground fuel storage in as much as 10,000 gallons	\$312.00	\$312.00
SARA	SARA Hazardous Materials Fees (Petroleum)	Code 5- Bulk above ground fuel storage (up to 9,999 gallons)	\$187.20	\$187.20
SARA	SARA Hazardous Materials Fees (Petroleum)	Code 6- Underground fuel storage in as much as 10,000 gallons	\$62.40	\$62.40
Sheriff	Civil Fees	In State Civil Fee Serving Papers	\$30.00	\$30.00
Sheriff	Civil Fees	Out of State Civil Fee Serving Papers	\$100.00	\$100.00
Sheriff	Conceal Handgun Permit	New Conceal Carry Permit	\$45.00	\$45.00
Sheriff	Conceal Handgun Permit	Renewal Conceal Carry Permit	\$35.00	\$35.00
Soil Conservation	Soil Conservation Fees	No-Till Drill Rental (County Resident)	\$12.00 Per Acre (\$100 Minimum)	\$15.00 Per Acre (\$100 Minimum)
Soil Conservation	Soil Conservation Fees	No-Till Drill Rental (Non Resident)	\$12.00 Per Acre (\$150 Minimum)	\$12.00 Per Acre (\$150 Minimum)
Tax	Tax Fees	Copier Fee (Per Page)	\$0.25	\$0.25
Health - Environmental Health	Improvement Permits (Site Evaluations)	Residential: <= GPD (1, 2 or 3 Bedrooms)	\$290.00	\$290.00
Health - Environmental Health	Improvement Permits (Site Evaluations)	Residential: 361-600 GPD (4 or 5 Bedrooms)	\$365.00	\$365.00
Health - Environmental Health	Improvement Permits (Site Evaluations)	Residential: >600 GPD (6 Bedrooms or More)	\$425.00	\$425.00
Health - Environmental Health	Improvement Permits (Site Evaluations)	Non-Residential	\$425.00	\$425.00
Health - Environmental Health	Improvement Permits (Site Evaluations)	G.S. 130A-335(a2) Improvement Permit/Construction Authorization combination to be 40% of IP&CA fees for similar wastewater systems*		
Health - Environmental Health	Construction Authorization	Residential or Non-Residential: Type I, II, IIIa, c, d, e, f, or g	\$275.00	\$275.00



Department	Program Area	Fee Name	Current	Recommended Fee
Health - Environmental Health	Construction Authorization	Residential or Non-Residential: Type IIIb	\$510.00	\$510.00
Health - Environmental Health	Construction Authorization	Residential or Non-Residential: Type IV	\$755.00	\$755.00
Health - Environmental Health	Construction Authorization	Residential or Non-Residential: Type V	\$1,275.00	\$1,275.00
Health - Environmental Health	Construction Authorization	Residential or Non-Residential: Type VI	\$2,025.00	\$2,025.00
Health - Environmental Health	Construction Authorization	*G.S. 130A-335(a2) Construction Authorization only	\$110.00-\$810.01	\$110.00-\$810.00
Health - Environmental Health	Engineer Option Permit/Authorized On-site Wastewater Evaluator Permit	*Notice of intent to construct	\$35.00	\$35.00
Health - Environmental Health	Septic System Repair Permit	Repair Permit	\$0.00	\$0.00
Health - Environmental Health	Setback Compliance	Existing System Inspection	\$150.00	\$150.00
Health - Environmental Health	Setback Compliance	Existing System Inspection for Plat	\$150.00	\$150.00
Health - Environmental Health	Setback Compliance	Manufactured Home Park Existing System Inspection	\$150.00	\$150.00
Health - Environmental Health	Septic System/Well Permit Revisions/Revisits	Permit In-office Revision (no site visit)	\$60.00	\$60.00
Health - Environmental Health	Septic System/Well Permit Revisions/Revisits	Permit Re-visit/Revision (site visit needed)	\$150.00	\$150.00
Health - Environmental Health	Septic System/Well Permit Revisions/Revisits	Site Revisit Fee (assessed when property has not been properly prepared for staff)	\$95.00	\$95.00
Health - Environmental Health	Well	New Well Permit	\$410.00	\$410.00
Health - Environmental Health	Well	Replacement Well Permit	\$410.00	\$410.00
Health - Environmental Health	Well	Well Repair Permit	\$275.00	\$275.00
Health - Environmental Health	Well	Well Repair Permit (with no camera)	\$100.00	\$100.00
Health - Environmental Health	Well	PVC Camera Inspection	\$145.00	\$145.00
Health - Environmental Health	Water Samples	Bacteriological	\$65.00	\$65.00
Health - Environmental Health	Water Samples	Inorganic Chemical	\$110.00	\$110.00
Health - Environmental Health	Water Samples	Full Inorganic Panel (includes bacteriological, chemical, nitrate/nitrite)	\$135.00	\$135.00
Health - Environmental Health	Water Samples	Nitrate/Nitrite	\$70.00	\$70.00
Health - Environmental Health	Water Samples	Petroleum	\$125.00	\$125.00
Health - Environmental Health	Water Samples	Volatile Organic Compounds (VOC)	\$125.00	\$125.00
Health - Environmental Health	Water Samples	Pesticide	\$125.00	\$125.00
Health - Environmental Health	Food, Lodging, and Institutions	Tattoo Permit (one-year permit at fixed location)	\$200.00	\$200.00
Health - Environmental Health	Food, Lodging, and Institutions	Temporary Tattoo Permit (time limited for special events)	\$75.00	\$75.00
Health - Environmental Health	Food, Lodging, and Institutions	Swimming Pool Permit (year-round, each pool)	\$190.00	\$190.00
Health - Environmental Health	Food, Lodging, and Institutions	Swimming Pool Permit (seasonal, each pool)	\$140.00	\$140.00
Health - Environmental Health	Food, Lodging, and Institutions	Swimming Pool Plan Review	\$310.00	\$310.00
Health - Environmental Health	Food, Lodging, and Institutions	Swimming Pool Plan Re-review (for additional reviews beyond 1st two)	\$70.00	\$70.00
Health - Environmental Health	Food, Lodging, and Institutions	*Restaurant Plan Review	\$250.00	\$250.00
Health - Environmental Health	Food, Lodging, and Institutions	Transitional Plan Review	\$145.00	\$145.00
Health - Environmental Health	Food, Lodging, and Institutions	*Temporary Food Establishment Permit	\$75.00	\$75.00
Health - Environmental Health	Food, Lodging, and Institutions	*Limited Food Service Establishment Permit	\$75.00	\$75.00
Health - Dental Clinic	Dental Clinic	Amalgam 4+ surf.	\$240.00	\$240.00
Health - Dental Clinic	Dental Clinic	Amalgam-1 surf.	\$180.00	\$180.00
Health - Dental Clinic	Dental Clinic	Amalgam-2 surf.	\$190.00	\$190.00



Department	Program Area	Fee Name	Current	Recommended Fee
Health - Dental Clinic	Dental Clinic	Amalgam-3 surf.	\$236.00	\$236.00
Health - Dental Clinic	Dental Clinic	Anterior Root Canal	\$630.00	\$630.00
Health - Dental Clinic	Dental Clinic	Bicuspid Root Canal	\$715.00	\$715.00
Health - Dental Clinic	Dental Clinic	Biopsy of Oral Tissue (hard)	\$251.00	\$251.00
Health - Dental Clinic	Dental Clinic	Biopsy of Oral Tissue (soft)	\$219.00	\$219.00
Health - Dental Clinic	Dental Clinic	Bitewing Four Film	\$66.00	\$66.00
Health - Dental Clinic	Dental Clinic	Bitewing Single Film	\$25.00	\$25.00
Health - Dental Clinic	Dental Clinic	Bitewing Three Film	\$50.00	\$50.00
Health - Dental Clinic	Dental Clinic	Bitewing Two Film	\$42.00	\$42.00
Health - Dental Clinic	Dental Clinic	Complete Series X-rays	\$120.00	\$120.00
Health - Dental Clinic	Dental Clinic	Complicated Suture - Greater than 5 cm	\$433.00	\$433.00
Health - Dental Clinic	Dental Clinic	Complicated Suture - up to 5 cm	\$301.00	\$301.00
Health - Dental Clinic	Dental Clinic	Comprehensive Exam	\$93.00	\$93.00
Health - Dental Clinic	Dental Clinic	Core Buildup Inc. Pins	\$180.00	\$180.00
Health - Dental Clinic	Dental Clinic	Emerg. Palliative Tx.	\$105.00	\$105.00
Health - Dental Clinic	Dental Clinic	Enamel Microabr (per tooth)	\$56.00	\$56.00
Health - Dental Clinic	Dental Clinic	Ex Benign Tumor- diam<=1.25 cm	\$234.00	\$234.00
Health - Dental Clinic	Dental Clinic	Excision of benign lesion up to 1.25cm	\$277.00	\$277.00
Health - Dental Clinic	Dental Clinic	Extraction-impacted/compl. bony	\$285.00	\$285.00
Health - Dental Clinic	Dental Clinic	Extraction-impacted/part. bony	\$260.00	\$260.00
Health - Dental Clinic	Dental Clinic	Extraction-impacted/soft tissue	\$200.00	\$200.00
Health - Dental Clinic	Dental Clinic	Frenectomy	\$300.00	\$300.00
Health - Dental Clinic	Dental Clinic	Full Mouth Debridement	\$150.00	\$150.00
Health - Dental Clinic	Dental Clinic	Gingival Curettage	\$200.00	\$200.00
Health - Dental Clinic	Dental Clinic	Gingivectomy-4+teeth per quad	\$420.00	\$420.00
Health - Dental Clinic	Dental Clinic	Gingivectomy-access/restoration	\$420.00	\$420.00
Health - Dental Clinic	Dental Clinic	Incision/Drain of Absc-extra	\$292.00	\$292.00
Health - Dental Clinic	Dental Clinic	Incision/Drain of Absc-intra	\$145.00	\$145.00
Health - Dental Clinic	Dental Clinic	Limited Exam	\$93.00	\$93.00
Health - Dental Clinic	Dental Clinic	Limited Re-evaluation estab patient	\$50.00	\$50.00
Health - Dental Clinic	Dental Clinic	Molar Root Canal	\$860.00	\$860.00
Health - Dental Clinic	Dental Clinic	Nitrous Oxide	\$85.00	\$85.00
Health - Dental Clinic	Dental Clinic	Oocl. Adj. Limited	\$150.00	\$150.00
Health - Dental Clinic	Dental Clinic	Occlusal Film	\$38.00	\$38.00
Health - Dental Clinic	Dental Clinic	Occlusal Guard	\$251.00	\$251.00
Health - Dental Clinic	Dental Clinic	Odontoplasty 1-2 teeth-rmv exam	\$108.00	\$108.00
Health - Dental Clinic	Dental Clinic	Panoramic Film	\$110.00	\$110.00
Health - Dental Clinic	Dental Clinic	Periapical x-ray	\$30.00	\$30.00
Health - Dental Clinic	Dental Clinic	Periapical x-ray-two or more	\$25.00	\$25.00
Health - Dental Clinic	Dental Clinic	Periodontal Scaling 1-3teeth	\$150.00	\$150.00
Health - Dental Clinic	Dental Clinic	Periodontal Scaling 4+teeth	\$200.00	\$200.00
Health - Dental Clinic	Dental Clinic	Pin Retention Per Tooth	\$34.00	\$34.00
Health - Dental Clinic	Dental Clinic	Prefab SS Crown Perm.	\$280.00	\$280.00
Health - Dental Clinic	Dental Clinic	Prefab SS Crown Prim.	\$280.00	\$280.00
Health - Dental Clinic	Dental Clinic	Prophylaxis-Adult	\$101.00	\$101.00



Department	Program Area	Fee Name	Current	Recommended Fee
Health - Dental Clinic	Dental Clinic	Prophylaxis-Child	\$73.00	\$73.00
Health - Dental Clinic	Dental Clinic	Protective Filling	\$98.00	\$98.00
Health - Dental Clinic	Dental Clinic	Recall Exam	\$56.00	\$56.00
Health - Dental Clinic	Dental Clinic	Recement Crown	\$80.00	\$80.00
Health - Dental Clinic	Dental Clinic	Recement Space Maintainer-bilateral	\$65.00	\$65.00
Health - Dental Clinic	Dental Clinic	Recement Space Maintainer-unilateral	\$65.00	\$65.00
Health - Dental Clinic	Dental Clinic	Remove Foreign Body From Bone	\$410.00	\$410.00
Health - Dental Clinic	Dental Clinic	Resin 1 surf anterior	\$180.00	\$180.00
Health - Dental Clinic	Dental Clinic	Resin 2 surf. Anterior	\$190.00	\$190.00
Health - Dental Clinic	Dental Clinic	Resin 3 surf. Anterior	\$236.00	\$236.00
Health - Dental Clinic	Dental Clinic	Resin 4+surf.	\$250.00	\$250.00
Health - Dental Clinic	Dental Clinic	Resin Composite 1 Surf.	\$180.00	\$180.00
Health - Dental Clinic	Dental Clinic	Resin Composite 2 Surf.	\$200.00	\$200.00
Health - Dental Clinic	Dental Clinic	Resin Composite 3 Surf.	\$245.00	\$245.00
Health - Dental Clinic	Dental Clinic	Resin Composite 4 Surf.	\$320.00	\$320.00
Health - Dental Clinic	Dental Clinic	Resin Composite Ant.Crm.	\$290.00	\$290.00
Health - Dental Clinic	Dental Clinic	Scaling full mouth after eval	\$100.00	\$100.00
Health - Dental Clinic	Dental Clinic	Sealant per tooth	\$47.00	\$47.00
Health - Dental Clinic	Dental Clinic	Silver Diamine Fluoride	\$40.00	\$40.00
Health - Dental Clinic	Dental Clinic	Single Tooth Extraction	\$178.00	\$178.00
Health - Dental Clinic	Dental Clinic	Space Maintainer-Fixed Bilateral-Mandibular	\$348.00	\$348.00
Health - Dental Clinic	Dental Clinic	Space Maintainer-Fixed Bilateral-Maxillary	\$347.00	\$347.00
Health - Dental Clinic	Dental Clinic	Space Maintainer-Fixed Unilateral	\$248.00	\$248.00
Health - Dental Clinic	Dental Clinic	Surg. Access of an unerupted tooth	\$316.00	\$316.00
Health - Dental Clinic	Dental Clinic	Surgical Extraction Erupted	\$240.00	\$240.00
Health - Dental Clinic	Dental Clinic	Surgical Reposition of Teeth	\$310.00	\$310.00
Health - Dental Clinic	Dental Clinic	Temporary (Fracture)	\$169.00	\$169.00
Health - Dental Clinic	Dental Clinic	Therapeutic Pulpotomy	\$180.00	\$180.00
Health - Dental Clinic	Dental Clinic	Tooth Reimplantation	\$300.00	\$300.00
Health - Dental Clinic	Dental Clinic	Tooth Transplantation	\$455.00	\$455.00
Health - Dental Clinic	Dental Clinic	Topical Fluoride	\$43.00	\$43.00
Health - Dental Clinic	Dental Clinic	Topical Fluoride-High Risk	\$43.00	\$43.00
Health	Health Clinic	I & D of abscess, paronychia, furuncle	\$125.00	\$125.00
Health	Health Clinic	Cryotherapy of skin tags	\$91.00	\$91.00
Health	Health Clinic	Evacuation of subungual hematoma	\$60.00	\$60.00
Health	Health Clinic	Nexplanon (insertion)	\$157.00	\$157.00
Health	Health Clinic	Nexplanon removal	\$178.00	\$178.00
Health	Health Clinic	Nexplanon (removal and reinsertion)	\$259.00	\$259.00
Health	Health Clinic	Burn care (1st degree)	\$92.00	\$92.00
Health	Health Clinic	Burn care (2nd-3rd degree/silvadene)	\$101.00	\$101.00
Health	Health Clinic	Cryotherapy of warts	\$115.00	\$115.00
Health	Health Clinic	Silver nitrate (chemical cautery)	\$82.00	\$82.00
Health	Health Clinic	Removal of foreign body nose	\$261.00	\$261.00
Health	Health Clinic	Collection Of Venous Blood By Venipuncture	\$11.00	\$11.00



Department	Program Area	Fee Name	Current	Recommended Fee
Health	Health Clinic	Collection of capillary blood sample (eg. finger, heel, ear stick)	\$6.00	\$6.00
Health	Health Clinic	Destruction Penile lesion	\$190.00	\$190.00
Health	Health Clinic	Destruction Vaginal lesion	\$169.00	\$169.00
Health	Health Clinic	Diaphragm fitting & instr.	\$136.00	\$136.00
Health	Health Clinic	Colposcopy of cervix	\$142.00	\$142.00
Health	Health Clinic	Colposcopy w/ biopsy & curettage	\$211.00	\$211.00
Health	Health Clinic	Colposcopy w/ biopsy only	\$203.00	\$203.00
Health	Health Clinic	Colposcopy w/ curettage only	\$203.00	\$203.00
Health	Health Clinic	Insertion of IUD	\$124.00	\$124.00
Health	Health Clinic	Removal IUD	\$170.00	\$170.00
Health	Health Clinic	Fetal Non-stress testing	\$115.00	\$115.00
Health	Health Clinic	Antepartum 4-6 visits (global code)	\$654.00	\$654.00
Health	Health Clinic	Antepartum 7+ visits (global code)	\$1,170.00	\$1,170.00
Health	Health Clinic	Post partum Care	\$211.00	\$211.00
Health	Health Clinic	Removal of foreign body ear	\$148.00	\$148.00
Health	Health Clinic	Remove ear wax	\$87.00	\$87.00
Health	Health Clinic	Pregnancy Testing (sliding scale)	\$19.00	\$19.00
Health	Health Clinic	QuantIFERON-TB Gold test (QFT)	\$104.00	\$104.00
Health	Health Clinic	PPD skin test	\$28.00	\$28.00
Health	Immunizations	Administration 1 Vaccine	\$28.00	\$28.00
Health	Immunizations	Administration 2+ Vaccines (each)	\$16.00	\$16.00
Health	Immunizations	Admin 1 intranasal	\$28.00	\$28.00
Health	Immunizations	Admin 1 vaccine and 1 intranasal	\$36.00	\$36.00
Health	Immunizations	Administration of RSV antibody admin with counseling	NEW	\$28.00
Health	Immunizations	Administration of (RSV IM)	NEW	\$28.00
Health	Immunizations	vaccine counseling and administration for youth less than 18 years of age	\$28.00	\$28.00
Health	Immunizations	vaccine counseling and administration of more than one vaccine for youth less than 18 years of age	\$16.00	\$16.00
Health	Immunizations	Beyfortus nirsevimab (Respiratory syncytial virus, monoclonal antibody, seasonal dose; 0.5 mL dosage, for intramuscular use)	\$544.00	\$544.00
Health	Immunizations	Beyfortus nirsevimab (Respiratory syncytial virus, monoclonal antibody, seasonal dose; 1 mL dosage, for intramuscular use)	\$544.00	\$544.00
Health	Immunizations	Enflonsia - Clesrovimab-cfor (Respiratory Syncytial Virus)	NEW	\$435.00
Health	Immunizations	Abrysvo (Respiratory syncytial virus (RSV), vaccine, bivalent, protein subunit RSV prefusion F, diluent reconstituted, 0.5 mL, preservative free)	\$321.00	\$321.00
Health	Immunizations	Arexvy (Respiratory syncytial virus (RSV), vaccine, recombinant, protein subunit RSV prefusion F, adjuvant reconstituted, 0.5 mL, preservative free)	\$308.00	\$308.00
Health	Immunizations	MenQuafi (MCV4) (Meningococcal Conjugate Groups A, C, W and Y)	\$181.00	\$181.00
Health	Immunizations	Meningococcal B - Bexsero	\$248.00	\$248.00



Department	Program Area	Fee Name	Current	Recommended Fee
Health	Immunizations	Hepatitis A	\$88.00	\$88.00
Health	Immunizations	Hepatitis A (pediatric- thru age 18)	\$43.00	\$43.00
Health	Immunizations	Twinrix	\$135.00	\$135.00
Health	Immunizations	Pedvax (HIB)	\$39.00	\$39.00
Health	Immunizations	ActHIB (HIB)	\$25.00	\$25.00
Health	Immunizations	Gardasil 9	\$321.00	\$321.00
Health	Immunizations	Prevnar 13	\$252.00	\$0.00
Health	Immunizations	Vaxneuvance	\$248.00	\$248.00
Health	Immunizations	Prevnar 20	\$291.00	\$291.00
Health	Immunizations	RotaTeq (rotavirus vaccine)	\$106.00	\$106.00
Health	Immunizations	Rotarix (rotavirus vaccine)	\$150.00	\$150.00
Health	Immunizations	Pneumococcal conjugate vaccine, 21 valent (pcv21), for intramuscular use - Capvaxix 0.5 ml syringe	\$301.00	\$301.00
Health	Immunizations	Kinrix	\$67.00	\$67.00
Health	Immunizations	Vaxelis	\$162.00	\$162.00
Health	Immunizations	Dtap	\$34.00	\$34.00
Health	Immunizations	MMR/Priorix	\$101.00	\$101.00
Health	Immunizations	Proquad (MMRV)	\$289.00	\$289.00
Health	Immunizations	IPV (Polio)	\$50.00	\$50.00
Health	Immunizations	Td (Tenivac or TDVAX)	\$46.00	\$46.00
Health	Immunizations	Tdap (Boostrix or Adacel)	\$54.00	\$54.00
Health	Immunizations	Varivax	\$193.00	\$193.00
Health	Immunizations	Pediarix (Dtap/HepB/IPV)	\$108.00	\$108.00
Health	Immunizations	Pneumoc. poly.	\$127.00	\$127.00
Health	Immunizations	Menactra/Menveo	\$170.00	\$170.00
Health	Immunizations	Hepilisav-B Hepatitis B Vaccine	\$165.00	\$165.00
Health	Immunizations	Hepatitis B (pediatric- thru age 19) (Engerix B or Recombivax HB)	\$33.00	\$33.00
Health	Immunizations	Hepatitis B (adult) (Engerix B or Recombivax HB)	\$75.00	\$75.00
Health	Immunizations	Shingrix	\$227.00	\$227.00
Health	Immunizations	Penbraya kit - meningococcal pentavalent vaccine	\$249.00	\$249.00
Health	Immunizations	Penmenvy (meningococcal Groups ABCW and Y)	NEW	\$226.00
Health	Immunizations	Jynneos 0.5 ml vial - smallpox and monkeypox vaccine, attenuated vaccinia virus, live, non-replicating, preservative free, 0.5 ml dosage, suspension, for subcutaneous use.	\$293.00	\$293.00
Health	Influenza Vaccines	Influenza virus vaccine, trivalent (iiv3), split virus, preservative-free, for intradermal use	\$35.00	\$35.00
Health	Influenza Vaccines	Influenza virus vaccine, trivalent (iiv3), split virus, preservative free, 0.25 ml dosage, for intramuscular use	\$28.00	\$28.00
Health	Influenza Vaccines	Influenza virus vaccine, trivalent (iiv3), split virus, preservative free, 0.5 ml dosage, for intramuscular use: Fluarix, FluLaval, Fluzone, Afluria	\$28.00	\$28.00



Department	Program Area	Fee Name	Current	Recommended Fee
Health	Influenza Vaccines	Influenza virus vaccine, trivalent (iiv3), split virus, 0.25 ml dosage, for intramuscular use: Afluria	\$28.00	\$28.00
Health	Influenza Vaccines	Influenza virus vaccine, trivalent, live (laiv3), for intranasal use: FluMist	\$35.00	\$35.00
Health	Influenza Vaccines	Influenza virus vaccine, trivalent (cciiiv3), derived from cell cultures, subunit, preservative and antibiotic free, 0.5 ml dosage, for intramuscular use: Flucelvax	\$38.00	\$38.00
Health	Influenza Vaccines	Influenza virus vaccine (iiv), split virus, preservative free, enhanced immunogenicity via increased antigen content, for intramuscular use: Fluzone high-dose	\$80.00	\$80.00
Health	Influenza Vaccines	Influenza virus vaccine, quadrivalent, live (laiv4), for intranasal use: FluMist	\$35.00	\$35.00
Health	Influenza Vaccines	Influenza virus vaccine, trivalent (riv3), derived from recombinant dna, hemagglutinin (ha) protein only, preservative and antibiotic free, for intramuscular use: Flublok	\$73.00	\$73.00
Health	Influenza Vaccines	Influenza virus vaccine, quadrivalent (cciiiv4), derived from cell cultures, subunit, preservative and antibiotic free, 0.5 ml dosage, for intramuscular use: Flucelvax	\$73.00	\$73.00
Health	Influenza Vaccines	Influenza virus vaccine, quadrivalent (riv4), derived from recombinant dna, hemagglutinin (ha) protein only, preservative and antibiotic free, for intramuscular use: Flublok	\$73.00	\$73.00
Health	Influenza Vaccines	Influenza virus vaccine, quadrivalent (iiv4), split virus, preservative free, 0.5 ml dosage, for intramuscular use	\$26.00	\$26.00
Health	Influenza Vaccines	Influenza virus vaccine, quadrivalent (iiv4), split virus, 0.25 ml, for intramuscular use	\$26.00	\$26.00
Health	Influenza Vaccines	Influenza virus vaccine, quadrivalent (iiv4), split virus, 0.5 ml dosage, for intramuscular use	\$26.00	\$26.00
Health	Influenza Vaccines	Influenza virus vaccine, quadrivalent (aiiv4), inactivated, adjuvanted, preservative free, 0.5 ml dosage, for intramuscular use	\$73.00	\$73.00
Health	COVID Vaccines	Novavax COVID-19 Vaccine, Adjuvanted (12 yrs & up)	\$151.00	\$151.00
Health	COVID Vaccines	Pfizer-BioNTech COVID-19 Vaccine (6 mos through 4 yrs)	\$64.00	\$64.00
Health	COVID Vaccines	Pfizer-BioNTech COVID-19 Vaccine (5 years through 11 years)	\$85.00	\$85.00
Health	COVID Vaccines	Pfizer-BioNTech COVID-19 Vaccine (12 yrs & up)	\$146.00	\$146.00
Health	COVID Vaccines	Moderna COVID-19 Vaccine (6 mos through 11 yrs)	\$139.00	\$139.00
Health	COVID Vaccines	Moderna COVID-19 Vaccine (12 yrs & up)	\$151.00	\$151.00
Health	COVID Vaccines	Administration of COVID-19 vaccine product	\$32.00	\$32.00
Health	COVID Vaccines	Admin of COVID-19 vaccine performed at the patient's home	\$41.00	\$41.00
Health	Health Clinic	Psychiatric diagnostic evaluation	\$161.00	\$161.00
Health	Health Clinic	Psychotherapy 16-37 minutes	\$79.00	\$79.00
Health	Health Clinic	Psychotherapy 38-52 minutes	\$91.00	\$91.00
Health	Health Clinic	Psychotherapy 53+ minutes	\$97.00	\$97.00
Health	Health Clinic	Psychotherapy complex interactive	\$34.00	\$34.00



Department	Program Area	Fee Name	Current	Recommended Fee
Health	Health Clinic	Diagnostic Interview/Evaluation	\$138.00	\$138.00
Health	Health Clinic	Interactive Diagnostic Interview/Evaluation	\$143.00	\$143.00
Health	Health Clinic	Individual Therapy (20-30 min)	\$60.00	\$60.00
Health	Health Clinic	Individual Therapy (45-50 min)	\$84.00	\$84.00
Health	Health Clinic	Individual Therapy (75-80 min)	\$123.00	\$123.00
Health	Health Clinic	Interactive Therapy (20-30 min)	\$63.00	\$63.00
Health	Health Clinic	Interactive Therapy (45-50 min)	\$90.00	\$90.00
Health	Health Clinic	Interactive Therapy (75-80 min)	\$129.00	\$129.00
Health	Health Clinic	Family Psychotherapy w/ patient	\$106.00	\$106.00
Health	Health Clinic	Audiometry (when performed w/ HealthCheck visit, no additional reimbursement made)	\$15.00	\$15.00
Health	Health Clinic	Peak Flow Measurement (eff 3/16/11)	\$26.00	\$26.00
Health	Health Clinic	Nebulizer treatment (initial tx)	\$35.00	\$35.00
Health	Health Clinic	Nebulizer treatment (subsequent tx)	\$35.00	\$35.00
Health	Health Clinic	Demo/evaluation of patient utilization (nebulizer)	\$26.00	\$26.00
Health	Health Clinic	Pulse Oximetry (eff 3/16/11)	\$6.00	\$6.00
Health	Health Clinic	Develop. Screen/MCHAT	\$14.00	\$14.00
Health	Health Clinic	PSC/ ASQ/PHQ AH	\$9.00	\$9.00
Health	Health Clinic	HEADSSS/CRAFFT	\$13.00	\$13.00
Health	Health Clinic	PHQ CH	\$13.00	\$13.00
Health	Health Clinic	Therapeutic/Prophy/Diag injection	\$33.00	\$33.00
Health	Health Clinic	Nutr.Therapy (initial - ea. 15min)	\$42.00	\$42.00
Health	Health Clinic	Nutr.Therapy (re-assessment - ea.15min)	\$39.00	\$39.00
Health	Health Clinic	Supplies & materials	\$17.00	\$17.00
Health	Health Clinic	Form Completion (I-693, FMLA)	\$75.00	\$50.00
Health	Health Clinic	Vision (when performed w/ HealthCheck visit, no additional reimbursement made)	\$15.00	\$15.00
Health	Health Clinic	New PFH, PFE, SF (C10 min)	\$92.00	\$92.00
Health	Health Clinic	New EPFH, EPFE, SF (C20 min)	\$135.00	\$135.00
Health	Health Clinic	New DH, DE, LC (C30 min)	\$187.00	\$187.00
Health	Health Clinic	New CH, CE, MC (C45 min)	\$274.00	\$274.00
Health	Health Clinic	New CH, CE, HC (C60 min)	\$343.00	\$343.00
Health	Health Clinic	Est. (Nurse) (C5 min)	\$51.00	\$51.00
Health	Health Clinic	Est. PFH, PFE, SF (C10 min)	\$86.00	\$86.00
Health	Health Clinic	Est. EPFH, EPFE, LC (C15 min)	\$113.00	\$113.00
Health	Health Clinic	Est. DH, DE, MC (C25 min)	\$173.00	\$173.00
Health	Health Clinic	Est. CH, CE, HC (C40 min)	\$257.00	\$257.00
Health	Health Clinic	New 0-1 year old	\$222.00	\$222.00
Health	Health Clinic	New 1-4 year old	\$222.00	\$222.00
Health	Health Clinic	New 5-11 year old	\$222.00	\$222.00
Health	Health Clinic	New 12-17 year old	\$239.00	\$239.00
Health	Health Clinic	New 18-39 year old	\$244.00	\$244.00
Health	Health Clinic	New 40-64 year old	\$279.00	\$279.00
Health	Health Clinic	New 65+ year old	\$297.00	\$297.00
Health	Health Clinic	Est 0-1 year old	\$211.00	\$211.00



Department	Program Area	Fee Name	Current	Recommended Fee
Health	Health Clinic	Est 1-4 year old	\$211.00	\$211.00
Health	Health Clinic	Est 5-11 year old	\$211.00	\$211.00
Health	Health Clinic	Est 12-17 year old	\$211.00	\$211.00
Health	Health Clinic	Est 18-39 year old	\$216.00	\$216.00
Health	Health Clinic	Est 40-64 year old	\$222.00	\$222.00
Health	Health Clinic	Est 65+ year old	\$241.00	\$241.00
Health	Health Clinic	Preventative medicine counseling and/or risk factor reduction intervention (s) provided to an individual, up to 15 minutes	\$37.00	\$37.00
Health	Health Clinic	Smoking/tobacco cessation counseling, intermed, 3-10 min	\$18.00	\$18.00
Health	Health Clinic	Smoking/tobacco cessation counseling, >10 min	\$35.00	\$35.00
Health	Health Clinic	Telephone encounter (Physician/QHP), 5-10 minutes	\$53.00	\$53.00
Health	Health Clinic	Telephone encounter (Physician/QHP), 11-20 minutes	\$73.00	\$73.00
Health	Health Clinic	Telephone encounter (Physician/QHP), 21-30 minutes	\$114.00	\$114.00
Health	Health Clinic	Home visit for postnatal assessment & f/u	\$81.00	\$83.00
Health	Health Clinic	Home visit for newborn care and assessment	\$81.00	\$83.00
Health	Health Clinic	Home visit for newborn EPSDT	\$81.00	\$83.00
Health	Health Clinic	Injection, penicillin G benzathine and penicillin G procaine, per 100,000 units (Bicillin C-R)	\$20.00	\$20.00
Health	Health Clinic	Penicillin G benzathine, per 100,000 units, injection (Bicillin L-A)	\$24.00	\$24.00
Health	Health Clinic	1,200,000 units: Extencilline, (benzathine benzylpenicillin) Powder and diluent for reconstitution for injection, 1,200,000 units	\$24.00	\$24.00
Health	Health Clinic	2,400,000 units: Extencilline, (benzathine benzylpenicillin) Powder and diluent for reconstitution for injection, 2,400,000 units	\$24.00	\$24.00
Health	Health Clinic	Rocephin (1gm) (UTI)	\$163.00	\$163.00
Health	Health Clinic	Depo-Provera (150 mg)	\$87.00	\$87.00
Health	Health Clinic	RhoGam/Rophylac	\$148.00	\$148.00
Health	Health Clinic	17 Alpha Hydroxprogesterone Caporoate, Bulk Powder, 250 Mg (17P)	\$28.00	\$28.00
Health	Health Clinic	Liletta (Medicaid, BCBS or grant funds)	\$96.00	\$96.00
Health	Health Clinic	Mirena (Medicaid, BCBS or grant funds)	\$993.00	\$993.00
Health	Health Clinic	Paraguard (Medicaid, BCBS or grant funds)	\$516.00	\$516.00
Health	Health Clinic	Skyla (Medicaid, BCBS or grant funds)	\$874.00	\$874.00
Health	Health Clinic	Nexplanon (Medicaid, BCBS or grant funds)	\$850.00	\$850.00
Health	Health Clinic	Birth Control rings (Nuvaring) 3 Pack	NEW	\$451.00
Health	Health Clinic	Birth control patches (Norelgestromin/Eth Estradiol Transdermal System ) 3 Pack	NEW	\$35.00
Health	Health Clinic	Rabies pre-exposure	cost of vaccine	cost of vaccine
Health	Health Clinic	Rabies administration (each)	\$28.00	\$28.00
Health	Health Clinic	College/camp/sports physical (flat fee)	\$61.00	\$61.00
Health	Health Clinic	Birth Control Pills (per pack charge)	\$15.00	\$15.00
Health	Health Clinic	Maternal Skilled Nurse Visit	\$112.00	\$112.00



Department	Program Area	Fee Name	Current	Recommended Fee
Health	Health Clinic	STD Screen/Treatment (billed in units of 15 min-max 4/day) RN ONLY	\$26.00	\$26.00
Health	Health Clinic	TB/STD Screen/Treatment (billed in units of 15 min-max 4/day) RN ONLY	\$26.00	\$26.00
Health	Educational Services	Childbirth education (per 1 hour of class) (S9442)	\$15.00	\$15.00
Health	Educational Services	Childcare consultant classes taught by ACHD personnel/per person	\$8.00	\$8.00
Health	Educational Services	Family & Friends CPR	\$28.00	\$28.00
Health	Educational Services	Healthcare Provider CPR	\$54.00	\$54.00
Health	Educational Services	Heartsaver CPR	\$48.00	\$48.00
Health	Educational Services	Heartsaver CPR & First Aid	\$61.00	\$61.00
Health	Educational Services	Standard First Aid	\$41.00	\$41.00
Health	Labs	Urine dip + microscopy	\$9.00	\$9.00
Health	Labs	Urine dip	\$9.00	\$9.00
Health	Labs	Urine microscopy	\$9.00	\$9.00
Health	Labs	Hgb	\$11.00	\$11.00
Health	Labs	Quantitative Hepatitis B Surface Antibody Test	\$53.00	\$53.00
Health	Labs	Immunoassay for Varicella-Zoster Virus (VZV) antibodies (IgG or IgM)	\$28.00	\$28.00
Health	Labs	Rabies Titer (Kansas State Lab and shipping charges)	\$220.00	\$220.00
Health	Labs	Urethral gram stain	\$18.00	\$18.00
Health	Labs	Wet mount	\$15.00	\$15.00
Health	Labs	Thyroid panel	\$17.00	\$17.00
Health	Labs	B12 & folate	\$161.00	\$161.00
Health	Labs	Glucose, post prandial 2hr	\$6.00	\$6.00
Health	Labs	Uric Acid, Serum	\$3.00	\$3.00
Health	Labs	Lipase	\$55.00	\$55.00
Health	Labs	Hgb A1C	\$11.00	\$11.00
Health	Labs	B12 only	\$29.00	\$29.00
Health	Labs	Random Blood Sugar	\$6.00	\$6.00
Health	Labs	Folate (folic Acid)	\$73.00	\$73.00
Health	Labs	Spot Urin Prot/creat w/ratio	\$31.00	\$31.00
Health	Labs	Protein Total, 24 Hr Urine	\$30.00	\$30.00
Health	Labs	TSH	\$9.00	\$9.00
Health	Labs	FSH	\$18.00	\$18.00
Health	Labs	Beta Hcg-Quant	\$15.00	\$15.00
Health	Labs	Prolactin	\$15.00	\$15.00
Health	Labs	CBC w/diff, w/platelets	\$6.00	\$6.00
Health	Labs	Platelet Count	\$26.00	\$26.00
Health	Labs	Antibody Screen	\$10.00	\$10.00
Health	Labs	Immunoassay for hepatitis B surface antibody (HBsAb))	\$48.00	\$48.00
Health	Labs	Blood Lead Serum	\$17.00	\$17.00
Health	Labs	Anaerobic and Aerobic Cx	\$252.00	\$252.00
Health	Labs	GC Culture	\$15.00	\$15.00



Department	Program Area	Fee Name	Current	Recommended Fee
Health	Labs	SusceptTst-Aer/Anaer	\$81.00	\$81.00
Health	Labs	Urine C&S	\$15.00	\$15.00
Health	Labs	Anaerobic Culture	\$130.00	\$130.00
Health	Labs	Bile Acids	\$66.00	\$66.00
Health	Labs	RPR, Rfx Qun	\$8.00	\$8.00
Health	Labs	Syphillis Sero	\$8.00	\$8.00
Health	Labs	Beta Strep Grp B-Ant	\$39.00	\$39.00
Health	Labs	MMR Titer	\$66.00	\$66.00
Health	Labs	HIV screen	\$10.00	\$10.00
Health	Labs	3 Hr GTT	\$20.00	\$20.00
Health	Labs	Gest Diabetes 1-hr	\$10.00	\$10.00
Health	Labs	Hemaglobinopathy Prof	\$21.00	\$21.00
Health	Labs	HSV 1 & 2	\$218.00	\$218.00
Health	Labs	HCV AB (Hep C)	\$30.00	\$30.00
Health	Labs	HSV Type 2 IgG ant	\$31.00	\$31.00
Health	Labs	Herpes Antibody IgG	\$49.00	\$49.00
Health	Labs	MAC Susceptibility Bro	\$219.00	\$219.00
Health	Labs	Chlamydia/Gonococcus, NAA	\$33.00	\$33.00
Health	Labs	Chlamydia/GC NAA, Conf	\$290.00	\$290.00
Health	Labs	C Trachomatis NAA ,Confirm	\$203.00	\$203.00
Health	Labs	Mtb NAA+AFB Smear/Cult	\$541.00	\$541.00
Health	Labs	Concentration	\$40.00	\$40.00
Health	Labs	AFB ID by DNA Probe Rf	\$140.00	\$140.00
Health	Labs	Rectovag GBS	\$40.00	\$40.00
Health	Labs	Strep Gp B NAA	\$40.00	\$40.00
Health	Labs	Rectovag GBS-PCN allerg	\$195.00	\$195.00
Health	Labs	Pap IG	\$29.00	\$29.00
Health	Labs	IGP, rfx Aptima HPV AS	\$113.00	\$113.00
Health	Labs	IGP,Aptima HPV	\$350.00	\$350.00
Health	Labs	Prenatal prof w/o varicella	\$40.00	\$40.00
Health	Labs	TSH & Free T4	\$162.00	\$162.00
Health	Labs	Anemia profile	\$38.00	\$38.00
Health	Labs	CBC/D/Plt+RPR+Rh+ABO+A	\$43.00	\$43.00
Health	Labs	Prenatal prof w/o vari/rub	\$43.00	\$43.00
Health	Labs	Prenatal Prof w/varicella	\$75.00	\$75.00
Health	Labs	Fasting Lipid panel	\$9.00	\$9.00
Health	Labs	PIH panel	\$15.00	\$15.00
Health	Labs	Hepatic Function Panel	\$9.00	\$9.00
Health	Labs	High Risk HPV	\$46.00	\$46.00
Health	Labs	HPV Aptima	\$239.00	\$239.00
Health	Labs	Urine Drug Screen	\$18.00	\$18.00
Health	Labs	789231 7+Oxycodone-Bun	\$169.00	\$169.00



## General Government Function

Expenditures	FY24-25 Actual	FY25-26 Adopted	FY26-27 Requested	FY26-27 Recommended	% Change
Governing Body	\$286,330	\$555,055	\$525,344	\$318,909	-42.5%
Other General Government	-	-	-	\$351,863	-
County Manager	\$4,147,272	\$1,309,916	\$1,015,392	\$838,757	-36.0%
Planning	\$382,584	\$444,944	\$461,184	\$461,184	3.6%
Human Resources	\$772,214	\$1,475,876	\$1,682,898	\$1,378,184	-6.6%
Budget	\$441,484	\$478,542	\$502,918	\$502,918	5.1%
Finance	\$1,244,097	\$1,587,234	\$1,611,197	\$1,611,197	1.5%
Purchasing	\$99,392	-	-	-	-
Tax Administration	\$3,200,425	\$3,652,564	\$5,117,181	\$4,951,539	35.6%
Revaluation	\$262,312	\$1,066,607	-	-	-100.0%
GIS Mapping	\$430,364	\$559,306	\$656,558	\$641,450	14.7%
County Attorney's Office	\$744,446	\$1,505,374	\$1,560,632	\$1,210,632	-19.6%
Clerk Of Court	\$37,364	\$28,534	\$28,534	\$28,534	0.0%
Superior Court Judges	\$2,378	\$3,250	\$3,250	\$3,250	0.0%
District Court Judges	\$928	\$4,264	\$4,264	\$4,264	0.0%
District Attorney	\$35,100	\$35,081	\$36,521	\$35,081	0.0%
Court Services	\$495,314	\$599,396	\$557,000	\$425,469	-29.0%
Public Defender	-	\$12,000	\$12,000	\$12,000	0.0%
Elections	\$1,204,704	\$1,363,372	\$1,143,269	\$1,143,269	-16.1%
Register Of Deeds	\$852,571	\$1,142,850	\$1,151,298	\$1,138,571	-0.4%
<b>Total</b>	<b>\$14,639,279</b>	<b>\$15,824,166</b>	<b>\$16,069,440</b>	<b>\$15,057,071</b>	<b>-4.8%</b>

Revenue	FY24-25 Actual	FY25-26 Adopted	FY26-27 Requested	FY26-27 Recommended	% Change
Restricted Intergovernmental	\$218,958	\$234,000	\$234,000	\$262,000	12.0%
Sales and Services	\$407,327	\$340,100	\$361,410	\$386,410	13.6%
Licenses and Permits	\$877,413	\$1,037,800	\$1,037,800	\$1,037,800	0.0%
<b>Total</b>	<b>\$1,503,698</b>	<b>\$1,611,900</b>	<b>\$1,633,210</b>	<b>\$1,686,210</b>	<b>4.6%</b>



This page left intentionally blank



# General Fund

## Governing Body

### Department Summary

The Governing Body budget unit represents the allocation of stipends and operating resources for Alamance County's five elected and appointed officials on the Board of Commissioners. All expenses associated with the support of the Board of Commissioners are spent in the Governing Body department, including technology and phones, training, travel, professional association subscriptions, and the bonding required by state statute. The Governing Body is situated atop the County government in the Alamance County organizational chart, but below the Citizens of Alamance County, to whom they are accountable. No expenditures in any given fiscal year may be made in absence or excess of what is allocated and approved by the Governing Body in the Budget Ordinance or any subsequent budget amendments.

### Budget Summary

Budget	FY24-25 Actual	FY25-26 Adopted	FY26-27 Requested	FY26-27 Recommended	Change
Personnel Costs	\$67,809	\$279,272	\$231,780	\$158,868	-\$120,404
Operating Costs	\$218,521	\$268,891	\$285,128	\$151,605	-\$117,286
Other	-	\$6,892	\$8,436	\$8,436	\$1,544
<b>Total Expenditures</b>	<b>\$286,330</b>	<b>\$555,055</b>	<b>\$525,344</b>	<b>\$318,909</b>	<b>-\$236,146</b>
<b>% Change</b>		<b>93.9%</b>	<b>-5.4%</b>	<b>-42.5%</b>	
Department Revenue	-	-	-	-	-
<b>General Fund Revenue</b>	<b>\$286,330</b>	<b>\$555,055</b>	<b>\$525,344</b>	<b>\$318,909</b>	<b>-\$236,146</b>

<b>Positions</b>	5.00	7.00	7.00	6.00	-1.00
------------------	------	------	------	------	-------

### Budget Highlights

The FY26-27 Recommended Budget includes:

#### Expenditures

The Governing Body budget will decrease by 42.5% in FY26-27 due to removing the vacant Senior Administrative Assistant position and moving county-wide insurance and bonds costs out of the Governing Body budget. These decreases will be partially offset by increases in costs for county dues and subscriptions, retiree health insurance, and contracted services.

### FY25-26 Accomplishments

- Streamlining the agenda process to ensure timely and accurate notice to the Commissioners and Public.



***FY26-27 Initiatives***

- Maintain accurate and up-to-date minutes and records.
- Collaborate with NC State Archives regarding microfilming of minutes.
- Work towards codification of ordinances
- Improve information tracking with Board Manager.

***Horizon***

- Implementation of a public records management system.
- Ordinance Codification

***Performance Management Goals***

**Goal 1:** Board of Commissioner minutes are submitted for approval within the next two subsequent meetings.

**Objective:** Minutes are completed accurately within the allotted timeframe.

	FY23-24 Actual	FY24-25 Actual	FY25-26 Adopted	FY25-26 Projected	FY26-27 Estimated
<b>Output Measure:</b> # of minutes completed	NEW	NEW	NEW	NEW	24
<b>Outcome Measure:</b> % submitted within two meetings	NEW	NEW	NEW	NEW	75%



## General Fund

### County Manager

#### *Department Summary*

The County Manager's Office is the lead administrative department of Alamance County. The County Manager serves at the pleasure of the Governing Body and is responsible for the administrative execution of the Governing Body's priorities and policy preferences. As such, the County Manager works closely with all other County departments to communicate and facilitate those priorities. The North Carolina Local Government and Fiscal Control Act (LGBFCA) designates the County Manager as the legal Budget Official for the County, placing upon them the ultimate responsibility of meeting the requirements of the LGBFCA.

#### *Budget Summary*

Budget	FY24-25 Actual	FY25-26 Adopted	FY26-27 Requested	FY26-27 Recommended	Change
Personnel Costs	\$1,078,989	\$927,804	\$936,197	\$784,718	-\$143,086
Operating Costs	\$74,861	\$65,495	\$52,711	\$27,555	-\$37,940
Program Costs	\$674,462	-	-	-	-
Other	\$2,318,960	\$316,617	\$26,484	\$26,484	-\$290,133
<b>Total Expenditures</b>	<b>\$4,147,272</b>	<b>\$1,309,916</b>	<b>\$1,015,392</b>	<b>\$838,757</b>	<b>-\$471,159</b>
<b>% Change</b>		<b>-68.4%</b>	<b>-22.5%</b>	<b>-36.0%</b>	
Department Revenue	-	-	-	-	-
<b>General Fund Revenue</b>	<b>\$4,147,272</b>	<b>\$1,309,916</b>	<b>\$1,015,392</b>	<b>\$838,757</b>	<b>-\$471,159</b>

<b>Positions</b>	6.00	4.00	4.00	3.00	-1.00
------------------	------	------	------	------	-------

#### *Budget Highlights*

The FY26-27 Recommended Budget includes:

##### Expenditures

The department budget will decrease by 36.0% due to eliminating a vacant 1.0 FTE Assistant County Manager position and the associated operating expenses. In addition, Other Expenses will decrease due accounting for to Mental Health Retiree insurance in the Other General Government Department

#### *FY25-26 Accomplishments*

- Repurposed and remodeled the former Elderly Services building to establish the new Alamance County Development Center.



- Co-located Inspections, Planning, Environmental Health to provide a "one stop shop" for development/building and improve customer service by implementing cross training initiatives that support a centralized central permitting process.
- Established a Consolidated Human Services Department by integrating the Health Department, Family Justice Center, and Veteran Services to improve coordination and streamline services for residents.
- Designed and prepared dedicated space for the new Public Defender's Office.
- Completed third year of the three-year market/compensation study.

### ***FY26-27 Initiatives***

- Continue departmental efficiency studies with a focus on Finance and Development Services.
- Complete construction and operational readiness of the Emergency Services Center.
- Finalize design and begin construction of the Mebane EMS base.
- Relocate the Visitor's Center to the Bank of America Building to enhance accessibility and visibility.
- Conduct a countywide Compensation/Compression Study.
- Strengthen internal communication by increasing direct, consistent messaging from the County Manager's Office to employees

### ***Horizon***

- Complete implementation of the EMS staffing plan
- Transition the organization to a bi-weekly payroll schedule.
- Continue annual compensation studies, establishing a different strategic focus each year to support long-term workforce planning.
- Complete the upgrade of the Computer Aided Dispatch (CAD) software for 911 communications, along with enhancements to Records Management and Jail Management systems to improve operational efficiency and data reliability.



## Performance Management Goals

**Goal 1:** Offer high quality and efficient government services while limiting the tax burden placed on County residents.

**Objective:** Alamance County will strive to maintain an individual tax burden below the state average.

	FY23-24 Actual	FY24-25 Actual	FY25-26 Adopted	FY25-26 Projected	FY26-27 Estimated
<b>Output Measure:</b> # of departments that have undergone an efficiency review within the past 5 years (goal of two per year)	NEW	2	2	2	2
<b>Outcome Measure:</b> Overall cost of government services per resident	\$1,458.36	\$1,433.43	\$1,480.92	\$1,480.92	\$1,271.99

**Goal 2:** Make Alamance County government an employer of choice for public servants.

**Objective:** Ensure that Alamance County offers competitive salaries that allow us to attract and retain top talent and foster satisfaction and a sense of belonging in the organization.

	FY23-24 Actual	FY24-25 Actual	FY25-26 Adopted	FY25-26 Projected	FY26-27 Estimated
<b>Output Measure:</b> Implement annual compensation studies to ensure a competitive compensation package.	Complete	Complete	Complete	Complete	Planned
<b>Outcome Measure:</b> Rate of non-retirement voluntary departures per 100 employees	NEW	NEW	NEW	10.77%	10.4%



This page left intentionally blank



# General Fund

## Planning

### Department Summary

Planning oversees land development, code enforcement, historic property issues, and community development activities in the unincorporated portions of the county, provides assistance for various grant programs and special projects as needed, and works closely with many other county and municipal departments to ensure compliance with regulations and ordinances applicable in our jurisdiction.

### Budget Summary

Budget	FY24-25 Actual	FY25-26 Adopted	FY26-27 Requested	FY26-27 Recommended	Change
Personnel Costs	\$346,708	\$390,785	\$408,307	\$408,307	\$17,522
Operating Costs	\$16,568	\$54,159	\$52,877	\$52,877	-\$1,282
Capital Outlay	\$19,308	-	-	-	-
<b>Total Expenditures</b>	<b>\$382,584</b>	<b>\$444,944</b>	<b>\$461,184</b>	<b>\$461,184</b>	<b>\$16,240</b>
<b>% Change</b>		<b>16.3%</b>	<b>3.6%</b>	<b>3.6%</b>	
Department Revenue	\$58,480	\$24,100	\$40,820	\$40,820	\$16,720
<b>General Fund Revenue</b>	<b>\$324,104</b>	<b>\$420,844</b>	<b>\$420,364</b>	<b>\$420,364</b>	<b>-\$480</b>
<b>Positions</b>	4.00	4.00	4.00	4.00	-

### Budget Highlights

The FY26-27 Recommended Budget includes:

**Expenditures:**

The Planning Department expenditure budget will increase by 3.6% due to increases in cost of living and merit pay. This increase is partially offset by an overall decreases in operating expenses, including decreases in printer costs and general departmental supplies.

**Revenue:**

The Department's revenue budget will increase by \$16,720 due to a projected increase in fee revenue.

### FY25-26 Accomplishments

- Planning made significant strides toward updating current development ordinances and drafting requested ordinance changes without spending any money on outside consultants.



- Planning saw more than four times the expected revenue from cell tower and major subdivision review fees.

***FY26-27 Initiatives***

- To complete the Unified Development Ordinance update process in conjunction with the Planning Board without hiring an outside consultant.
- To complete implementation of the Village of Saxapahaw Pedestrian Safety and Traffic Calming Grant.
- To increase department revenue through fees on development proposals from parties that typically reside outside the county (i.e. RV Parks, cell towers, major subdivisions)

***Horizon***

- Alternative Residential Development Patterns - We are experiencing an ever-increasing number of requests and developments for short-term rentals, accessory dwelling units, and secondary residences. Without zoning rules or clear guidelines regulating these activities, many believe they can simply develop them without a permit. This leads to an increased amount of staff time devoted to rectifying violations and additional fuel and maintenance for department vehicles.
- Code Enforcement - A constant stream of complaints related to junk vehicles, RV living, and nuisance properties lead to increased staff time and vehicle fuel and maintenance costs.
- Increased Revenue - Permit review fees from two particular developments; one 541-lot subdivision and one 363-space RV park should boost department revenues by a substantial amount.

***Performance Management Goals***

**Goal 1:** Revise county land development ordinances so that they are easy for citizens to understand and for staff to administer.

**Objective:** Update the county's Unified Development Ordinance for clarity and legal compliance in consultation with Planning Board.

	FY23-24 Actual	FY24-25 Actual	FY25-26 Adopted	FY25-26 Projected	FY26-27 Estimated
<b>Output Measure:</b> # Ordinances reviewed with Planning Board (24 Total)	NEW	15	7	2	24
<b>Outcome Measure:</b> % of updates completed.	NEW	10	50%	92%	100%



**Goal 2:** Establish a more efficient Planning Department review process for all new development submittals.

**Objective:** Work in consultation with Environmental Health, Building Inspections, and staff to implement identified process improvement for permitting review.

	FY23-24 Actual	FY24-25 Actual	FY25-26 Adopted	FY25-26 Projected	FY26-27 Estimated
<b>Output Measure:</b> # of inspection permit applications reviewed by Planning prior to full-scale permit approval.	NEW	NEW	NEW	250	300
<b>Outcome Measure:</b> % of Google reviews that are 4 star and above for customer satisfaction with the application process	NEW	NEW	100%	100%	100%



This page left intentionally blank



## General Fund

### Human Resources

#### *Department Summary*

The Human Resources Department provides strategic and operational support for the County's workforce by overseeing recruitment, compensation and classification, benefits administration, employee relations, training and development, and HR compliance. The department partners with leadership and departments to attract, retain, and develop a skilled workforce while ensuring compliance with employment laws and County policies. The department supports approximately 1300 full time, part time/temporary employees.

#### *Budget Summary*

Budget	FY24-25 Actual	FY25-26 Adopted	FY26-27 Requested	FY26-27 Recommended	Change
Personnel Costs	\$470,360	\$1,039,026	\$1,134,830	\$867,506	-\$171,520
Operating Costs	\$301,854	\$367,488	\$476,390	\$439,000	\$71,512
Other	-	\$69,362	\$71,678	\$71,678	\$2,316
<b>Total Expenditures</b>	<b>\$772,214</b>	<b>\$1,475,876</b>	<b>\$1,682,898</b>	<b>\$1,378,184</b>	<b>-\$97,692</b>
<b>% Change</b>		<b>91.1%</b>	<b>14.0%</b>	<b>-6.6%</b>	
Department Revenue	-	-	-	-	-
<b>General Fund Revenue</b>	<b>\$772,214</b>	<b>\$1,475,876</b>	<b>\$1,682,898</b>	<b>\$1,378,184</b>	<b>-\$97,692</b>
<b>Positions</b>	<b>6.00</b>	<b>5.00</b>	<b>8.00</b>	<b>6.00</b>	<b>1.00</b>

#### *Budget Highlights*

The FY26-27 Recommended Budget includes:

##### Expenditures

Department's total expenditures will decrease by -6.6% due to a decrease in the county-wide Compensation Study funding, which is offset by increases due to county-wide cost of living, merit, and retirement increases in addition to a vacant 1.0 FTE position transferred from the Family Justice Center to Human Resources during FY25-26.

#### *FY25-26 Accomplishments*

- In alignment with the Board of Commissioners' priority to recruit and retain a competitive, engaged, and high performing workforce, the Human Resources Department successfully supported significant hiring and workforce expansion efforts during the fiscal year. Human Resources posted 187 job opportunities across a wide range of departments and successfully onboarded 232 new employees.



### ***FY26-27 Initiatives***

- Develop and implement a standardized recruitment strategy that establishes consistent hiring processes, enhances recruitment marketing, expands outreach efforts, and builds sustainable talent pipelines for critical and hard-to-fill positions.
- Develop and implement a structured retention and engagement program that includes standardized onboarding, employee feedback mechanisms (e.g., stay interviews and pulse surveys), targeted retention strategies for high-turnover areas, and proactive employee relations support.
- Design and implement a comprehensive leadership development program that equips supervisors and managers with the skills and tools needed to effectively manage performance, support employee engagement.

### ***Horizon***

- Employment laws and regulations continue to evolve, including areas such as ADA accommodations, leave management, workplace safety, and employee classification. Due to increasing organizational risks, there will be an increased need for policy updates and training, and greater demand for HR expertise in compliance and investigations.
- The County continues to experience hiring demand across departments, as reflected in high recruitment activity and onboarding volume. Increased workload, higher volume of personnel actions and transactions are contributing factors for additional resources.



## Performance Management Goals

**Goal 2:** Improve employee retention and workforce stability to maintain a consistent, engaged, and high-performing workforce that supports effective service delivery

**Objective:** Reduce voluntary turnover and improve new hire retention by enhancing onboarding, strengthening employee engagement, and proactively addressing workforce concerns

	FY23-24 Actual	FY24-25 Actual	FY25-26 Adopted	FY25-26 Projected	FY26-27 Estimated
<b>Output Measure:</b> Number of pulse surveys	NEW	NEW	NEW	NEW	4
<b>Outcome Measure:</b> Improved employee satisfaction and engagement indicator score	NEW	NEW	NEW	NEW	85

**Goal 3:** Develop an engaged and high-performing workforce that is motivated, productive, and aligned with the Countys mission and organizational goals.

**Objective:** Increase employee engagement and performance by strengthening leadership effectiveness, enhancing communication, and promoting a culture of accountability and continuous improvement.

	FY23-24 Actual	FY24-25 Actual	FY25-26 Adopted	FY25-26 Projected	FY26-27 Estimated
<b>Output Measure:</b> Number of leadership and supervisory training hours completed per year	NEW	NEW	NEW	NEW	8-Jun
<b>Outcome Measure:</b> Increased employee engagement and satisfaction with leadership (per pulse surveys)	NEW	NEW	NEW	NEW	10%



**Goal 3:** Develop an engaged and high-performing workforce that is motivated, productive, and aligned with the County's mission and organizational goals.

**Objective:** Increase employee engagement and performance by strengthening leadership effectiveness, enhancing communication, and promoting a culture of accountability and continuous improvement.

	FY23-24 Actual	FY24-25 Actual	FY25-26 Adopted	FY25-26 Projected	FY26-27 Estimated
<b>Output Measure:</b> Number of leadership and supervisory training hours completed per year					
Percentage of supervisors and managers completing Supervisory Practices					6-8
Percentage of new supervisors completing Supervisory Practices training within 120 days	NEW	NEW	NEW	NEW	100%
	NEW	NEW	NEW	NEW	85%
<b>Outcome Measure:</b> Increased employee engagement and satisfaction with leadership (per pulse surveys)					
Supervisor confidence/competency scores (post-training assessments):	NEW	NEW	NEW	NEW	10%
	NEW	NEW	NEW	NEW	85



# General Fund

## Budget and Management

### Department Summary

The Budget and Management Services (BMS) Department represents the staff and operations associated with preparing, monitoring, analyzing, and amending the County budget according to the priorities and direction communicated by the Governing Body and County Manager. The Budget Department works with all other departments to organize, synthesize, and publish all budget documentation for the initial budget adoption and any later budget amendments. The Budget Department works with the County Manager to ensure compliance with the Local Government Budget and Fiscal Control Act (LGBFCA). In addition, the Budget Office produces various monthly and quarterly financial reports pertaining to revenues, expenditures, capital plan activity, and personnel expenditure lapse. The Budget Department also serves as a consultant resource to all departments to perform management analyses, program reviews, and assist with performance measurement.

### Budget Summary

Budget	FY24-25 Actual	FY25-26 Adopted	FY26-27 Requested	FY26-27 Recommended	Change
Personnel Costs	\$407,993	\$454,463	\$474,663	\$474,663	\$20,201
Operating Costs	\$33,491	\$24,080	\$28,255	\$28,255	\$4,175
<b>Total Expenditures</b>	<b>\$441,484</b>	<b>\$478,543</b>	<b>\$502,918</b>	<b>\$502,918</b>	<b>\$24,376</b>
<b>% Change</b>		<b>8.4%</b>	<b>5.1%</b>	<b>5.1%</b>	
Department Revenue	-	-	-	-	-
<b>General Fund Revenue</b>	<b>\$441,484</b>	<b>\$478,543</b>	<b>\$502,918</b>	<b>\$502,918</b>	<b>\$24,376</b>
<b>Positions</b>	5.00	4.00	4.00	4.00	-

### Budget Highlights

The FY26-27 Recommended Budget includes:

#### Expenditures

The department budget will increase by 5.1% due to an increase in cost of living and merit adjustments for personnel and an increase in the cost of contracted services.

### FY25-26 Accomplishments

- BMS successfully implemented a General Fund Financial Dashboard that is posted on the county website and updated quarterly in an effort to improve financial transparency.



- BMS coordinated performance management/measurement training for all departments to ensure a strong foundational knowledge of the importance of both concepts.
- The prior year implementation of the Lomali Budget Book software provided BMS staff with additional capacity to analyze budgets when impacted by external causes such as federal and state funding cuts rather than spend time primarily on data entry.

### ***FY26-27 Initiatives***

- BMS will continue to roll-out project-based budget to all applicable departments in order to enhance accuracy of reporting.
- BMS will work closely with the Human Resources department to continue data quality reviews of personnel data and creation of standard operating procedures for data entry.
- BMS will assist departments with automating financial data processes to improve data accuracy and quality.

### ***Horizon***

- BMS will closely monitor potential changes to property tax legislation at the state level, which could have a significantly negative impact on county-wide revenue and services.
- BMS will closely monitor pending federal revenue cuts to county programs such as Supplemental Nutrition Assistance Program administration and Federal Emergency Management Agency Public Assistance for disaster response and recovery.



## Performance Management Goals

**Goal 1:** Improve internal customer satisfaction

**Objective:** BMS will strive to improve timeliness of budget amendment entry.

	FY23-24 Actual	FY24-25 Actual	FY25-26 Adopted	FY25-26 Projected	FY26-27 Estimated
<b>Output Measure:</b> % of Monthly Budget Amendments entered into Munis within 72 business hours of BOC approval	NEW	84%	95%	85%	90%
<b>Outcome Measure:</b> % of departments that report they are satisfied with the turnaround time for amendment entry through annual customer satisfaction survey.	NEW	79%	90%	82%	90%

**Goal 2:** Expand and enhance county department financial knowledge.

**Objective:** BMS will strive to improve department financial knowledge through education and partnering to perform financial analyses.

	FY23-24 Actual	FY24-25 Actual	FY25-26 Adopted	FY25-26 Projected	FY26-27 Estimated
<b>Output Measure:</b> # of department financial analyses each fiscal year.	NEW	30	25	28	30
<b>Outcome Measure:</b> % of departments that report they have improved their financial knowledge during the fiscal year through annual customer satisfaction survey.	NEW	81%	90%	85%	90%



This page left intentionally blank



## General Fund

### Finance and Purchasing

#### *Department Summary*

Finance coordinates effective and prudent management of the County's financial resources in accordance with generally accepted account principles and NC State statutes. The department is responsible for audit, financial reporting, accounts receivable, accounts payable, investments, and purchasing. Since 1991, the County has participated in the Government Finance Officers Association (GFOA) Certificate of Achievement for Excellence in Financial Reporting Program. GFOA recognizes governmental units that issue their annual comprehensive financial report (ACFR) substantially in conformity with GAAP and all legal requirements. The County has received this award, the highest form of recognition awarded in the field of governmental financial accounting, for its comprehensive annual financial report for all years beginning with and since 1991. The County has also participated in the GFOA Popular Annual Financial Reporting (PAFR) Awards Program since 2018. The Award is a prestigious national award recognizing conformance with the highest standards of preparation of state and local government popular reports. A government unit must publish a popular annual financial report whose contents conform to program standards of creativity, presentation, understandability, and reader appeal to receive an Award for Outstanding Achievement in Popular Annual Financial Reports. The County has received this award for its popular annual financial report for all years beginning with and since 2018. Certificates of Achievement are valid for a period of one year only. The County has continued to participate in these programs with Fiscal Year 2025 submissions.

#### *Budget Summary*

Budget	FY24-25 Actual	FY25-26 Adopted	FY26-27 Requested	FY26-27 Recommended	Change
Personnel Costs	\$696,621	\$919,415	\$871,601	\$871,601	-\$47,814
Operating Costs	\$547,476	\$629,095	\$678,192	\$678,192	\$49,097
Other	-	\$38,724	\$61,404	\$61,404	\$22,680
<b>Total Expenditures</b>	<b>\$1,244,097</b>	<b>\$1,587,234</b>	<b>\$1,611,197</b>	<b>\$1,611,197</b>	<b>\$23,963</b>
<b>% Change</b>		<b>27.6%</b>	<b>1.5%</b>	<b>1.5%</b>	
Department Revenue	-	-	-	-	-
<b>General Fund Revenue</b>	<b>\$1,244,097</b>	<b>\$1,587,234</b>	<b>\$1,611,197</b>	<b>\$1,611,197</b>	<b>\$23,963</b>
<b>Positions</b>	7.00	8.00	8.00	8.00	-

#### *Budget Highlights*

The FY26-27 Recommended Budget includes:

##### Expenditures

Personnel expenses will decrease by \$47.8k due to a decrease in permanent and non-permanent salary and benefits costs. These decreases are negated by a \$49k increase in retiree health insurance and professional and contracted operating expenses for a total net increase of 1.5% in expenses.



***FY25-26 Accomplishments***

- Maintained eligibility for GFOA excellence award for the 34th consecutive year.
- Timely submission of the FY 2024-2025 Annual Audit to the Local Government Commission.

***FY26-27 Initiatives***

- Maintain generally accepted accounting standards through evaluation of Governmental Accounting Standard Board (GASB) statements and NC General Statutes.
- Continue to implement more electronic payments for vendors.
- Conduct MUNIS software and UKG trainings for users.

***Horizon***

- Succession planning
- Evaluation and implementation of bi-weekly payroll

***Performance Management Goals***

**Goal 1:** Reduce reliance on paper checks by increasing the number payments to vendors done via Electronic Funds Transfer (EFT)

**Objective:** Increase number of vendors enrolled in EFT.

	FY23-24 Actual	FY24-25 Actual	FY25-26 Adopted	FY25-26 Projected	FY26-27 Estimated
<b>Output Measure:</b> # of EFT payments each month	NEW	100	120	210	210
<b>Outcome Measure:</b> Increase new vendors by 20% throughout the fiscal year.	NEW	20%	20%	66%	20%



**Goal 2:**

Provide efficient and courteous service to residents, businesses, and other stakeholders.

**Objective:**

To deliver timely and accurate responses to inquiries, streamline processes to minimize wait times, and ensure all interactions are conducted with professionalism and respect, fostering trust and satisfaction among all stakeholders.

	FY23-24 Actual	FY24-25 Actual	FY25-26 Adopted	FY25-26 Projected	FY26-27 Estimated
<b>Output Measure:</b> Number of respondents	NEW	NEW	175	175	175
<b>Outcome Measure:</b> Obtain a satisfaction rate of 90% from customers completing the survey.	NEW	NEW	90%	89%	90%



This page left intentionally blank



## General Fund

### Tax

#### *Department Summary*

The Alamance County Tax Department assesses approximately 80,000 real property parcels, 171,000 registered motor vehicles, 11,000 individual personal property accounts, and the business personal property of 5,000 businesses. The department collects more than \$120 million in current-year property tax revenue for Alamance County, 12 fire districts, and 6 municipalities, and maintains online public tax records while administering state-mandated tax relief programs. The department operates with 31 full-time employees who support accurate assessments, timely collections, and reliable service to residents and businesses.

#### *Budget Summary*

Budget	FY24-25 Actual	FY25-26 Adopted	FY26-27 Requested	FY26-27 Recommended	Change
Personnel Costs	\$2,187,800	\$2,549,134	\$2,616,723	\$2,616,723	\$67,589
Operating Costs	\$984,360	\$1,021,097	\$1,002,755	\$992,755	-\$28,342
Capital Outlay	\$28,265	-	-	-	-
Other	-	\$82,333	\$115,478	\$115,478	\$33,145
<b>Total Expenditures</b>	<b>\$3,200,425</b>	<b>\$3,652,564</b>	<b>\$3,734,956</b>	<b>\$3,724,956</b>	<b>\$72,392</b>
<b>% Change</b>		<b>14.1%</b>	<b>2.3%</b>	<b>2.0%</b>	
Department Revenue	\$255,418	\$229,500	\$234,090	\$259,090	\$29,590
<b>General Fund Revenue</b>	<b>\$2,945,007</b>	<b>\$3,423,064</b>	<b>\$3,500,866</b>	<b>\$3,465,866</b>	<b>\$42,802</b>
<b>Positions</b>	31.00	31.00	31.00	31.00	-

#### *Budget Highlights*

The FY26-27 Recommended Budget includes:

##### Expenditures:

The Tax Department expenditure budget will increase by 2% in FY26-27 due to cost of living adjustments, merit pay, training, telephone & postage, communications, and automotive supplies. The increase is partially offset by decreases in printing, computer supplies, and contract services.

##### Revenue:

The Department revenue is projected to increase due to increases in tax garnishment and tax collection fees.



### ***FY25-26 Accomplishments***

- Ensured the stability of the county's revenue base by improving data accuracy, strengthening compliance monitoring, and supporting audit activities that identify and secure all legally owed tax revenue.
- Expanded and modernized public access to tax services through improved online tools for billing, payments, permits, and property information, reducing barriers for residents and businesses and supporting timely collections.
- Increased operational efficiency and transparency by standardizing digital workflows, automating critical reporting functions, and documenting core processes to support consistent, accountable service delivery across the department.

### ***FY26-27 Initiatives***

- Enhance Business Personal Property auditing processes to improve accuracy and operational efficiency.
- Implement the new Computer-Assisted Mass Appraisal (CAMA) system with complete data conversion in preparation for the 2027 revaluation.
- Expand online access to support the submission and management of appeals related to the 2027 revaluation.

### ***Horizon***

- The 2027 revaluation will require additional coordination as property data and market trends continue to evolve.
- The data conversion for the new CAMA system may present occasional challenges as information is reviewed and transitioned into the updated platform.
- Updated valuation practices for the 2027 revaluation may call for some added staff training and process adjustments over the coming year.



## Performance Management Goals

**Goal 1:**

Improve overall tax collection performance by enhancing the accuracy and consistency of payment processing.

**Objective:**

Increase the overall tax collection rate by .02 percentage points compared to the FY 25-26 baseline by June 30, 2027.

	FY23-24 Actual	FY24-25 Actual	FY25-26 Adopted	FY25-26 Projected	FY26-27 Estimated
<b>Output Measure:</b> # of payments reviewed for accuracy as part of routine processing.	NEW	NEW	NEW	NEW	100,000
<b>Outcome Measure:</b> % of payments posted without correction, contributing to a higher overall collection rate.	NEW	NEW	NEW	NEW	98%

**Goal 2:**

Strengthen the quality of customer service provided by the Tax Department by gathering reliable feedback through a formal customer satisfaction survey.

**Objective:**

Develop and implement a customer satisfaction survey to measure taxpayer experiences and identify opportunities to improve customer service delivery.

	FY23-24 Actual	FY24-25 Actual	FY25-26 Adopted	FY25-26 Projected	FY26-27 Estimated
<b>Output Measure:</b> # of surveys completed in the office	NEW	NEW	NEW	NEW	200
<b>Outcome Measure:</b> % of completed surveys indicating satisfaction	NEW	NEW	NEW	NEW	85%



This page left intentionally blank



## General Fund

### Tax - Revaluation

#### *Department Summary*

Revaluation is the mass appraisal of all property within the county to ensure assessed values remain fair and consistent. It involves valuing groups of properties as of a specific date using standardized methods and shared data sources. In North Carolina, all mass appraisals use an effective valuation date of January 1 of the revaluation year. This process relies on uniform procedures and statistical testing to promote accuracy, equity, and consistency in property assessments.

#### *Budget Summary*

Budget	FY24-25 Actual	FY25-26 Adopted	FY26-27 Requested	FY26-27 Recommended	Change
Personnel Costs	-	-	\$19,500	\$19,500	\$19,500
Operating Costs	\$262,312	\$1,066,607	\$1,362,725	\$1,207,083	\$140,476
Capital Outlay	-	-	-	-	-
<b>Total Expenditures</b>	<b>\$262,312</b>	<b>\$1,066,607</b>	<b>\$1,382,225</b>	<b>\$1,226,583</b>	<b>\$159,976</b>
<b>% Change</b>		<b>306.6%</b>	<b>29.6%</b>	<b>15.0%</b>	
Department Revenue	-	-	-	-	-
<b>General Fund Revenue</b>	<b>\$262,312</b>	<b>\$1,066,607</b>	<b>\$1,382,225</b>	<b>\$1,226,583</b>	<b>\$159,976</b>
<b>Positions</b>	-	-	-	-	-

#### *Budget Highlights*

The FY26-27 Recommended Budget includes:

##### Expenditures:

The Tax - Revaluation expenditure budget is increasing by 15% due to a increases in the per diem allocation for the Board of Equalization and Review, and increases related to the FY26-27 revaluation cycle, including: contracted services for the revaluation contract, telephone & postage, printing, supplies, advertising, dues & subscriptions, and communications.



This page left intentionally blank



# General Fund

## GIS

### *Department Summary*

The Geographical Information Systems (GIS) Department serves both the public and internal departments by utilizing maps, apps, and advanced technology to address spatial and mapping challenges while managing over 3.1 million data pieces. Its goal is to meet mapping needs for local, state, and federal levels of government. Various county departments, such as Tax, Elections, Environmental Health, and Emergency Management, rely on GIS to improve efficiency in daily operations. The department supports 76 GIS and GPS (Global Positioning System) users with 6 servers. It directly provides data to departments like Board of Elections, Central Communications, Tax, Planning, and Emergency Management. Indirectly, it supports offices such as the District Attorney, Health, Landfill, and several state agencies.

The Alamance County GIS websites offer public access to GIS mapping and tax data, used by thousands weekly. The department creates and maintains GIS and GPS layers for both public and government use. It manages software on a centralized server, securely storing and sharing all GIS data. GIS also serves as an internal consultant on the use of GIS and GPS units and software, particularly as the county transitions to ArcGIS Pro, the latest software version.

### *Budget Summary*

Budget	FY24-25 Actual	FY25-26 Adopted	FY26-27 Requested	FY26-27 Recommended	Change
Personnel Costs	\$264,178	\$395,568	\$403,817	\$403,817	\$8,249
Operating Costs	\$138,249	\$163,738	\$252,741	\$237,633	\$73,895
Capital Outlay	\$27,937	-	-	-	-
<b>Total Expenditures</b>	<b>\$430,364</b>	<b>\$559,306</b>	<b>\$656,558</b>	<b>\$641,450</b>	<b>\$82,144</b>
<b>% Change</b>		<b>30.0%</b>	<b>17.4%</b>	<b>14.7%</b>	
Department Revenue	-	-	-	-	-
<b>General Fund Revenue</b>	<b>\$430,364</b>	<b>\$559,306</b>	<b>\$656,558</b>	<b>\$641,450</b>	<b>\$82,144</b>
<b>Positions</b>	4.00	4.00	4.00	4.00	-

### *Budget Highlights*

The FY26-27 Recommended Budget includes:

Expenditure:

Department expenditures budget will increase by 14.7%. This includes an additional \$8k for personnel cost of living and merit adjustments and \$81k in increased costs for contracted services.



***FY25-26 Accomplishments***

- Kept the entire GIS department running efficiently and smoothly when at 50% staff.
- Transitioning to an Enterprise Licensing Agreement for ESRI licensing.

***FY26-27 Initiatives***

- To stay current on GIS training and practices, staff will maintain a minimum yearly GIS Professional (GISP) continuing education credits to use toward GISP renewal or initial certification.
- To maintain public safety, GIS will resolve NG911 critical geospatial errors to maintain at least the minimum 98% accuracy within the allotted timeframe.

***Horizon***

- ESRI ELA ramp up. This ELA ramp-up in cost will have one more increase before stabilizing for a couple of years at the agreed-upon price.
- Servers for the department are running on some older software that will need to be changed soon. This is not a simple or straightforward process that will require a lot of expertise and time to catch any potential fallout for those updates.

***Performance Management Goals***

**Goal 1:** GIS staff will be current on GIS training and practices.

**Objective:** To stay current on GIS training and practices, staff will maintain a minimum yearly Geographic Information System Professional (GISP) Continual Education Credits for GISP renewal or credits toward the initial certification for each employee.

	FY23-24 Actual	FY24-25 Actual	FY25-26 Adopted	FY25-26 Projected	FY26-27 Estimated
<b>Output Measure:</b> # of annual credits achieved by employees	216	250	200	200	200
<b>Outcome Measure:</b> % of employees who have achieved certification	100%	100%	0%	0%	25%



**Goal 2:** Resolve Next Generation 911 critical geospatial errors within 24 hours.

**Objective:** To increase Public Safety, GIS will resolve Next Generation 911 critical geospatial errors to maintain the required 98% accuracy within the allotted time frame.

	FY23-24 Actual	FY24-25 Actual	FY25-26 Adopted	FY25-26 Projected	FY26-27 Estimated
<b>Output Measure:</b> # of critical geospatial errors resolved within 24 hours	1000	1000	100	100	100
<b>Outcome Measure:</b> % accuracy	100%	100%	100%	100%	95%



This page left intentionally blank



## General Fund

### County Attorney's Office

#### *Department Summary*

The County Attorney's Office advises County officials and departments on legal matters and represents the County in court and legal negotiations. The Office provides legal advice, training, and answers questions relating to statutes, rules, regulations, and court rulings. The Office also drafts legal documents, researches legal precedents, advises officials on the legal implications of actions, and studies County policies, procedures, and actions to ensure compliance with the law.

#### *Budget Summary*

Budget	FY24-25 Actual	FY25-26 Adopted	FY26-27 Requested	FY26-27 Recommended	Change
Personnel Costs	\$579,112	\$755,759	\$798,254	\$798,254	\$42,495
Operating Costs	\$165,335	\$746,169	\$758,160	\$408,160	-\$338,009
Other	-	\$3,446	\$4,218	\$4,218	\$772
<b>Total Expenditures</b>	<b>\$744,446</b>	<b>\$1,505,374</b>	<b>\$1,560,632</b>	<b>\$1,210,632</b>	<b>-\$294,742</b>
<b>% Change</b>		<b>102.2%</b>	<b>3.7%</b>	<b>-19.6%</b>	
Department Revenue	\$1,470	\$1,500	\$1,500	\$1,500	-
<b>General Fund Revenue</b>	<b>\$742,976</b>	<b>\$1,503,874</b>	<b>\$1,559,132</b>	<b>\$1,209,132</b>	<b>-\$294,742</b>

<b>Positions</b>	4.00	5.00	5.00	5.00	-
------------------	------	------	------	------	---

#### *Budget Highlights*

The FY26-27 Recommended Budget includes:

##### Expenditures

The County Attorney's Office expenditure budget will decrease by -19.6% primarily due to an reduction in professional services. This decrease is offset by county-wide increases due to Merit Pay, Cost of Living, and retirement increases.

##### Revenue

The County Attorney's Office revenue budget will remain level with FY25-26

#### *FY25-26 Accomplishments*

- Addition of Assistant County Attorney increasing our ability to provide direct support to departments and further decreasing the usage of outside counsel for non-litigation needs.



- Decreased turnaround time for contracts by twenty-one percent.
- Assumed and maintained responsibility for Worker's Compensation and Employment Security claims during lapse in HR staffing.
- Creation of template and intake form that automates requests for contracts for independent contractors.

***FY26-27 Initiatives***

- Conduct tailored training sessions based on departmental needs.
- Eliminate use of outside counsel for non-litigation needs.
- Continue to improve contract review process with a further reduction in turnaround time.

***Horizon***

- Continue work with County Clerk on public information and ordinance codification projects until completion.

***Performance Management Goals***

**Goal 1:**

Provide needed legal services to all county departments as issues arise in a timely, professional, and ethical manner by:

**Objective:** Completing preparation or review of contracts within twenty-one (21) days of receipt.

	FY23-24 Actual	FY24-25 Actual	FY25-26 Adopted	FY25-26 Projected	FY26-27 Estimated
<b>Output Measure:</b> # of contracts processed.	NEW	NEW	NEW	NEW	250
<b>Outcome Measure:</b> % of contracts completed within 21 days.	NEW	NEW	NEW	NEW	80%

**Goal 2:**

Increase compliance among those taxpayers who are extremely delinquent in their property taxes.

**Objective:** Conduct frequent reviews of those accounts provided by the Tax Department as extremely delinquent.

	FY23-24 Actual	FY24-25 Actual	FY25-26 Adopted	FY25-26 Projected	FY26-27 Estimated
<b>Output Measure:</b> # of extremely delinquent accounts reviewed.	NEW	NEW	NEW	NEW	30
<b>Outcome Measure:</b> % of accounts with communication established.	NEW	NEW	NEW	NEW	50%



# General Fund

## Courts

### *Department Summary*

Alamance County provides building space and facility support funding to the Clerk of Court, Court Services, the District Attorney, District Court Judges, Superior Court Judges, and Public Defender.

### *Budget Summary*

Budget	FY24-25 Actual	FY25-26 Adopted	FY26-27 Requested	FY26-27 Recommended	Change
Personnel Costs	-	-	-	-	-
Operating Costs	\$571,084	\$682,525	\$641,569	\$508,598	-\$173,927
Capital Outlay	-	-	-	-	-
<b>Total Expenditures</b>	<b>\$571,084</b>	<b>\$682,525</b>	<b>\$641,569</b>	<b>\$508,598</b>	<b>-\$173,927</b>
<b>% Change</b>		<b>19.5%</b>	<b>-6.0%</b>	<b>-25.5%</b>	
Department Revenue	\$218,958	\$234,000	\$234,000	\$234,000	-
<b>General Fund Revenue</b>	<b>\$352,126</b>	<b>\$448,525</b>	<b>\$407,569</b>	<b>\$274,598</b>	<b>-\$173,927</b>
<b>Positions</b>	-	-	-	-	-

### *Budget Highlights*

The FY26-27 Recommended Budget includes:

- Clerk of Court: \$28,534
- Superior Court Judges: \$3,250
- District Court Judges: \$4,264
- District Attorney: \$35,081
- Court Services: \$425,469
- Public Defender: \$12,000



This page left intentionally blank



## General Fund

### Board of Elections

#### *Department Summary*

The Alamance County Board of Elections (BOE) is dedicated to conducting fair and impartial elections in compliance with federal and state laws. Governed by a five-member board, BOE performs essential tasks such as weekly maintenance of voter registration records and daily campaign finance audits, especially during candidate filing periods. Staffing precincts for election day is challenging, as the BOE must recruit and train officials based on guidelines from NCGS 163. Early voting sites are staffed by officials who can commit to 15 consecutive days of work. To stay compliant with ever-changing laws, the BOE updates precinct supplies, training materials, and signage for each election. Ballot orders depend on registered voter counts and state statutes. The workload intensifies as election day approaches, necessitating dedicated temporary staff to assist permanent staff. Daily processing of absentee ballot requests and managing a surge in voter registrations leading up to early voting is critical. Additionally, election equipment must be tested for logic and accuracy, which involves a bipartisan team and a voting equipment technician. The BOE's website and social media necessitate daily updates to reflect legal changes and upcoming elections. As elections near, the office experiences increased inquiries, typically addressed by temporary staff. Overall, the BOE's role is to ensure the electoral process runs smoothly and effectively.

#### *Budget Summary*

Budget	FY24-25 Actual	FY25-26 Adopted	FY26-27 Requested	FY26-27 Recommended	Change
Personnel Costs	\$889,009	\$887,718	\$826,558	\$826,558	-\$61,160
Operating Costs	\$315,695	\$452,846	\$290,815	\$290,815	-\$162,031
Other	-	\$22,808	\$25,896	\$25,896	\$3,088
<b>Total Expenditures</b>	<b>\$1,204,704</b>	<b>\$1,363,372</b>	<b>\$1,143,269</b>	<b>\$1,143,269</b>	<b>-\$220,103</b>
<b>% Change</b>		<b>13.2%</b>	<b>-16.1%</b>	<b>-16.1%</b>	
Department Revenue	\$118	-	-	-	-
<b>General Fund Revenue</b>	<b>\$1,204,586</b>	<b>\$1,363,372</b>	<b>\$1,143,269</b>	<b>\$1,143,269</b>	<b>-\$220,103</b>
<b>Positions</b>	<b>6.00</b>	<b>6.00</b>	<b>6.00</b>	<b>6.00</b>	<b>-</b>

#### *Budget Highlights*

The FY26-27 Recommended Budget includes:

##### Expenditures

Department expenditures will decrease by an overall of -16.1%, due to reduced costs of administering one (1) election in FY26-27 rather than four (4) that were administered in FY25-26. These savings will be captured primarily in reduced need for non-permanent election support and contract services election support.



## Revenues

Filing for municipal elections begins in July and filing for the 2027 elections will be in December, revenues are expected to remain at \$0 for FY26-27.

### ***FY25-26 Accomplishments***

- Implemented the voting equipment upgrade in the 2025 Municipal election as well as the 2026 Mid-Term Primary with no issues or problems.
- With the implementation of the upgrade election night reporting was completed faster than expected and ready for release by 8:00 p.m. but due to State Board directive, election night totals could not be released until 8:30 p.m.
- With having three early voting sites open for the March Mid-Term Primaries in lieu of two sites in the past, the wait time was reduced considerably with over 15,000 additional views on the wait time app.

### ***FY26-27 Initiatives***

- Ensure that all new staff members attend training and conferences required to obtain their election administrator certification and enhance their knowledge of election processes.
- Election tech to post more frequent Public Service Announcements to update and inform the public of upcoming elections and changes for the election process or election law changes.
- Continue collaboration with the local radio station and local papers concerning elections.

### ***Horizon***

- Depending on the number of provisional ballots received and the short turnaround time to have them ready for the Board's review, we may have excessive overtime and may need additional temporary staff to meet the shortened deadline based on current Election Law.
- Due to the fluidity of the election law never ending changes, it could warrant beginning anew.



## Performance Management Goals

**Goal 1:** Successfully implement the 2026 Mid-Term General election with zero sustainable election day protest.

**Objective:** To ensure full compliance with federal, state and county election communication standards by delivering comprehensive, standardized training to 100% of Chief Judges and Judges prior to each election, equipping them with clear guidance on what information may and may not be shared with voters. This training aims to eliminate election day protests and incidents related to improper communication by precinct officials by reinforcing consistent, legally compliant voter interaction practices.

	FY23-24 Actual	FY24-25 Actual	FY25-26 Adopted	FY25-26 Projected	FY26-27 Estimated
<b>Output Measure:</b> # of trainings Conducted	NEW	NEW	NEW	NEW	3
<b>Outcome Measure:</b> % of elections with no election day challenges.	NEW	NEW	NEW	NEW	100%

**Goal 2:** Will provide in-person, social media and quarterly in-house voter education outreach.

**Objective:** To ensure voters have accurate election related information. Social Media Outreach is an on-going goal along with other department voter outreach goals.

	FY23-24 Actual	FY24-25 Actual	FY25-26 Adopted	FY25-26 Projected	FY26-27 Estimated
<b>Output Measure:</b> Transitioning from standard social media post to more of a public service announcement style.	NEW	NEW	NEW	NEW	75%
<b>Outcome Measure:</b> Routine monthly checks of the number of hits to the social media posts to increase voter awareness and keep track of all feedback from the community on the effectiveness of education/outreach efforts.	NEW	NEW	NEW	NEW	75%



This page left intentionally blank



## General Fund

### Register of Deeds

#### *Department Summary*

The Register of Deeds is the custodian and manager of a large number of public records. The public records archived in our office include real estate transactions, birth and death certificates, marriage licenses, notary public oaths, and more. This office also issues marriage licenses and handles notary commissions and military discharge recordings. The Register of Deeds provides certified copies of recorded documents including birth and death records. The Alamance County Register of Deeds, as a special service to the people of Alamance County, also issues passports. Our primary mission is to record, preserve, and provide access to these records in the most efficient manner possible.

#### *Budget Summary*

Budget	FY24-25 Actual	FY25-26 Adopted	FY26-27 Requested	FY26-27 Recommended	Change
Personnel Costs	\$796,781	\$857,612	\$902,935	\$902,935	\$45,323
Operating Costs	\$55,790	\$257,670	\$214,620	\$201,892	-\$55,778
Capital Outlay	-	-	-	-	-
Other	-	\$27,568	\$33,744	\$33,744	\$6,176
<b>Total Expenditures</b>	<b>\$852,571</b>	<b>\$1,142,850</b>	<b>\$1,151,299</b>	<b>\$1,138,571</b>	<b>-\$4,279</b>
<b>% Change</b>		<b>34.0%</b>	<b>0.7%</b>	<b>-0.4%</b>	
Department Revenue	\$2,532,247	\$2,464,104	\$2,823,200	\$2,823,200	\$359,096
<b>General Fund Revenue</b>	<b>-\$1,679,677</b>	<b>-\$1,321,254</b>	<b>-\$1,671,902</b>	<b>-\$1,684,629</b>	<b>-\$363,375</b>
<b>Positions</b>	11.50	11.50	11.50	11.50	-

#### *Budget Highlights*

The FY26-27 Recommended Budget includes:

##### Expenditures

The Department expenditure budget will decrease by 0.4% in FY26-27 due to the reduced need for Automation enhancements. This decrease was partially offset by county-wide increases for Cost of Living Adjustments, merit increases, a state-mandated increase in retirement benefits, and increased costs of Retiree Health.

##### Revenue

The Department revenue budget will increase by 14.6% over FY25-26 Adopted Budget due to anticipated increases in the Real Property Transfer Tax proceeds as property transfers increase.



### ***FY25-26 Accomplishments***

- In FY25-26, the Register of Deeds department was able to exceed their goal with the Historic Marriage licenses that have been stored in single sheets in an accordion folder have been preserved, encapsulated and bound in books according to the year. 1898-1908 are completed.
- 1909-1919 should be completed by 6/30/2026.
- Three staff members have had on-going cross-training with other departments, for better support and back-up.

### ***FY26-27 Initiatives***

- In FY26-27 the department will continue efforts with the Marriage license project, to preserve all loose bound licenses by cleaning, encapsulating and bounding in books. The department projects it will complete the time periods 1920-1930 and 1930-1940 in FY26-27.
- As a new unfunded mandate by NCOVR (Vital Records in Raleigh) the Register of Deeds office will now be offering Adoption Birth Certificates directly from office. Currently the department offers Birth Certificates from 1971 to the present, and NCOVR will be adding 1913-1970 records. With this initiative, Register of Deeds is required to use specific NCOVR approved paper which is very costly and the department anticipates additional staff time will be needed.

### ***Horizon***

- The Department has been notified by the NCARD (NC Association of Registers of Deeds) that it is now required to use a cotton-based paper for all of Notary Certificates and Marriage Licenses. This is for future preservation. The Department anticipates additional costs for this in the future.
- The Department needs more space, both in Vitals and Real Estate Departments, and a more complex system that can accommodate the current books while allowing additional space for future growth. The Department will work with County Purchasing staff to find an appropriate vendor.



## Performance Management Goals

**Goal 1:** Ensure public access to historical documents for the future.

**Objective:** Convert paper historical documents to an electronic, searchable media.

	FY23-24 Actual	FY24-25 Actual	FY25-26 Adopted	FY25-26 Projected	FY26-27 Estimated
<b>Output Measure:</b> # of historical documents scanned and indexed per year for the Real Estate Re-Index Project	NEW	NEW	NEW	NEW	500
<b>Outcome Measure:</b> % of current records accessible electronically so the general public can easily access and search for results.	NEW	NEW	NEW	NEW	20%



This page left intentionally blank



## Central Services Function

Expenditures	FY24-25 Actual	FY25-26 Adopted	FY26-27 Requested	FY26-27 Recommended	% Change
Information Technology	\$4,745,541	\$5,523,446	\$6,497,574	\$6,104,154	10.5%
Facilities Management	\$3,567,595	\$4,010,410	\$4,075,894	\$3,952,494	-1.4%
Maintenance-Capital Projects	\$1,360,860	-	-	-	-
<b>Total</b>	<b>\$9,673,995</b>	<b>\$9,533,856</b>	<b>\$10,573,468</b>	<b>\$10,056,648</b>	<b>5.5%</b>

	FY24-25 Actual	FY25-26 Adopted	FY26-27 Requested	FY26-27 Recommended	% Change
Restricted Intergovernmental	\$27,597	-	-	-	-
Sales and Services	\$2,774	\$2,500	\$2,500	\$2,500	0.0%
<b>Total</b>	<b>\$30,371</b>	<b>\$2,500</b>	<b>\$2,500</b>	<b>\$2,500</b>	<b>0.0%</b>



This page left intentionally blank



## General Fund

### Facilities Management

#### *Department Summary*

Facilities Maintenance Department Mission Statement: Our mission is to deliver prompt and effective maintenance services for county facilities, execute maintenance-focused capital projects, and manage the county's facility assets efficiently. The key responsibilities of the Facilities Maintenance Department include: (1) Ensuring all buildings and grounds are maintained to foster a safe, comfortable, and efficient work environment. (2) Addressing work orders promptly and effectively. (3) Planning and overseeing capital repair projects within budget. (4) Responding to maintenance emergencies and other urgent situations as necessary in county buildings. (5) Conducting additional cleaning and sanitation of all county facilities, including the three Court buildings. (6) Providing the necessary resources and personnel to ensure county buildings remain operational, safe, and accessible for staff and the public during emergencies.

#### *Budget Summary*

Budget	FY24-25 Actual	FY25-26 Adopted	FY26-27 Requested	FY26-27 Recommended	Change
Personnel Costs	\$772,138	\$951,521	\$987,077	\$977,077	\$25,556
Operating Costs	\$2,440,135	\$3,017,465	\$3,032,375	\$2,918,975	-\$98,490
Capital Outlay	\$1,716,181	\$10,000	\$20,000	\$20,000	\$10,000
Other	-	\$31,424	\$36,442	\$36,442	\$5,018
<b>Total Expenditures</b>	<b>\$4,928,454</b>	<b>\$4,010,410</b>	<b>\$4,075,894</b>	<b>\$3,952,494</b>	<b>-\$57,916</b>
<b>% Change</b>		<b>-18.6%</b>	<b>1.6%</b>	<b>-1.4%</b>	
Department Revenue	-	-	-	-	-
<b>General Fund Revenue</b>	<b>\$4,928,454</b>	<b>\$4,010,410</b>	<b>\$4,075,894</b>	<b>\$3,952,494</b>	<b>-\$57,916</b>
<b>Positions</b>	10.50	10.50	10.50	10.50	-

#### *Budget Highlights*

The FY26-27 Recommended Budget includes:

##### Expenditures

The Facilities Management expenditure budget will decrease by 1.4%. Increases in personnel cost of living and merit costs are offset by decreases in expenses for on-call pay, contracted services, utilities, and other departmental supplies.



### ***FY25-26 Accomplishments***

- Operational efficiency enhancements: Implemented improved work order intake & tracking processes, reducing response time to requests.
- Initiated, managed and completed major generator replacement project at the Human Services Center.
- Completed department-wide safety training, improving team readiness in areas such as hazard identification, equipment operation, and emergency response
- Continue to streamline and improve budget management, identifying cost saving opportunities and eliminate unnecessary costs.

### ***FY26-27 Initiatives***

- Identify and mitigate facility vulnerabilities (flooding risk, equipment redundancy, backup systems).
- Sponsor certifications (HVAC, electrical safety, OSHA 10/30)
- Consolidate services to reduce redundant vendor visits and improve cost efficiency.

### ***Horizon***

- Conduct a building space utilization audit to identify underused areas
- Track utility usage month-to-month and set reduction targets.
- Introduce modular and flexible workspace layouts for easier reconfiguration.



## Performance Management Goals

**Goal 1:** Improve work order response times for better maintenance and customer service satisfaction.

**Objective:** Enhance work order management by streamlining resources and strengthening communication for prompt completion.

	FY23-24 Actual	FY24-25 Actual	FY25-26 Adopted	FY25-26 Projected	FY26-27 Estimated
<b>Output Measure:</b> # of work orders, including low and moderate priority requests, finalized within 24 hours.	NEW	NEW	3000	3000	3200
<b>Outcome Measure:</b> % of work orders, including low and moderate priority requests, completed within 24 hours compared to the total number of work orders received.	NEW	NEW	75%	75%	85%

**Goal 2:** Ensure a safe and well-trained workforce to prevent accidents and improve operational efficiency.

**Objective:** Enhance existing safety training programs, reinforce safety protocols, and continuously assess risk to keep the work environment secure.

	FY23-24 Actual	FY24-25 Actual	FY25-26 Adopted	FY25-26 Projected	FY26-27 Estimated
<b>Output Measure:</b> # of completed safety training sessions completed by facility staff.	NEW	NEW	15	15	15
<b>Outcome Measure:</b> % decrease in workplace incidents compared to the FY25-26 reporting period.	NEW	NEW	80%	80%	85%



This page left intentionally blank



## General Fund

### Information Technology

#### *Department Summary*

The Alamance County Information Technology Department provides secure, reliable, and innovative technology services that support all county operations and enhance service delivery to residents. The department oversees network infrastructure, cyber security, enterprise applications, data management, and technical support for all departments, ensuring continuity of operations and modernization of county systems. IT partners closely with internal stakeholders to identify technology needs, implement cost-effective solutions, and maintain compliance with industry best practices. Through strategic planning, long-term planning, and responsible oversight of resources, the department works to strengthen operational efficiency, safeguard digital assets, and enable county staff to serve the community effectively.

#### *Budget Summary*

Budget	FY24-25 Actual	FY25-26 Adopted	FY26-27 Requested	FY26-27 Recommended	Change
Personnel Costs	\$1,974,545	\$2,459,497	\$2,618,643	\$2,384,227	-\$75,270
Operating Costs	\$1,843,183	\$2,991,261	\$3,804,873	\$3,645,869	\$654,608
Capital Outlay	\$927,813	-	-	-	-
Other	-	\$72,688	\$74,058	\$74,058	\$1,370
<b>Total Expenditures</b>	<b>\$4,745,541</b>	<b>\$5,523,446</b>	<b>\$6,497,574</b>	<b>\$6,104,154</b>	<b>\$580,708</b>
<b>% Change</b>		<b>16.4%</b>	<b>17.6%</b>	<b>10.5%</b>	
Department Revenue	\$30,371	\$2,500	\$2,500	\$2,500	-
<b>General Fund Revenue</b>	<b>\$4,715,170</b>	<b>\$5,520,946</b>	<b>\$6,495,074</b>	<b>\$6,101,654</b>	<b>\$580,708</b>
<b>Positions</b>	24.00	24.00	24.00	22.00	-2.00

#### *Budget Highlights*

The FY26-27 Recommended Budget includes:

Expenditures:

The Information Technology department expenditure budget will increase by 10.5% in FY26-27 due to cost of living adjustments, merit pay, retiree health insurance, contracted services, supply line items, telephone & postage, maintenance & repair, and print shop supplies. The increase is partially offset by decreases due to eliminating 2.0 FTE vacant positions, decreases in computer/copier lease, communications, insurance & bonds, daily travel, automotive supplies, and building & equipment rents.

**Revenue:**

The revenue budget is level.

***FY25-26 Accomplishments***

- Upgraded all Microsoft operating systems to the newest supported, secure versions and implemented key security hardening measures, improving system performance, enhancing reliability, strengthening endpoint protection, and reducing vulnerabilities across the organization.
- Strengthened the organization's Microsoft 365 tenant by implementing key security enhancements, reducing risk, and ensuring protection of sensitive data.
- Completed the migration of the County's legacy on premises SharePoint environment to SharePoint Online, improving reliability, security, and accessibility while reducing technical debt and positioning departments for future workflow and document management modernization.
- Designed and deployed a public-facing Microsoft Forms and Power Automate solution to support Tropical Storm Chantal response efforts. The system enabled residents to report needs quickly, with submissions automatically routed to the appropriate County teams and partner agencies for timely action and coordinated response.
- Upgraded the county's storage area network to a modern, scalable platform that supports future growth while improving performance, reliability, and overall cybersecurity posture.

***FY26-27 Initiatives***

- Modernize the organization's technology infrastructure and core systems to improve reliability, security, scalability, and support for current and future operational needs.
- Strengthen organizational communication, productivity, and digital collaboration by expanding adoption and effective use of Microsoft 365 applications and collaboration tools across all departments.
- Building and expanding the organization's application stack is critical to improving efficiency, enabling innovation, and meeting the evolving needs of employees, departments, and citizens.

***Horizon***

- Server and computer prices are increasing due to a heightened market demand for memory components, which is driving up the overall cost of hardware production and procurement.



## Performance Management Goals

**Goal 1:** Improve operational efficiency and customer experience by consistently managing support tickets within their designated SLAs.

**Objective:** To guarantee prompt resolution of all inquiries and improve customer satisfaction.

	FY23-24 Actual	FY24-25 Actual	FY25-26 Adopted	FY25-26 Projected	FY26-27 Estimated
<b>Output Measure:</b> # of tickets submitted in accordance with the Service Level Agreement (SLA).	NEW	NEW	NEW	NEW	TBD
<b>Outcome Measure:</b> % of tickets that were successfully resolved following the Service Level Agreement (SLA).	NEW	NEW	NEW	NEW	TBD

**Goal 2:** Enhance service delivery and operational efficiency.

**Objective:** Operational readiness depends on having a network that is secure, resilient, and capable of maintaining services during outages, cyber incidents, or equipment failures.

	FY23-24 Actual	FY24-25 Actual	FY25-26 Adopted	FY25-26 Projected	FY26-27 Estimated
<b>Output Measure:</b> Network uptime #	NEW	NEW	NEW	NEW	TBD
<b>Outcome Measure:</b> Network uptime %	NEW	NEW	NEW	NEW	TBD



This page left intentionally blank



## Public Safety Function

Expenditures	FY24-25 Actual	FY25-26 Adopted	FY26-27 Requested	FY26-27 Recommended	% Change
Other Public Safety	\$125,000	\$125,000	\$150,000	\$125,000	0.0%
Sheriff	\$19,639,508	\$21,710,925	\$22,875,041	\$22,321,190	2.8%
School Resource Officers	\$1,728,806	\$1,904,697	\$2,218,170	\$2,218,170	16.5%
Jail	\$15,074,209	\$16,908,449	\$17,086,244	\$15,943,206	-5.7%
Emergency Management	\$222,996	\$266,250	\$228,420	\$228,420	-14.2%
Fire Marshal	\$476,253	\$528,651	\$556,360	\$556,360	5.2%
Fire Service	\$58,102	\$60,960	\$32,060	\$32,060	-47.4%
Sara Management	\$189,947	\$305,000	\$270,832	\$270,832	-11.2%
Inspections	\$1,347,372	\$1,443,250	\$1,610,155	\$1,610,155	11.6%
Emergency Medical Service	\$11,733,847	\$12,022,292	\$13,246,576	\$11,898,982	-1.0%
Animal Shelter	\$1,307,788	\$1,307,788	\$1,475,000	\$1,333,944	2.0%
Central Communications	\$3,431,613	\$3,726,224	\$4,088,640	\$3,742,060	0.4%
<b>Total</b>	<b>\$55,335,441</b>	<b>\$60,309,486</b>	<b>\$63,837,498</b>	<b>\$60,280,379</b>	<b>0.0%</b>

Revenue	FY24-25 Actual	FY25-26 Adopted	FY26-27 Requested	FY26-27 Recommended	% Change
Sheriff	\$1,064,018	\$791,000	\$948,111	\$948,111	19.9%
School Resource Officers	\$1,202,000	-	\$183,000	\$183,000	-
Jail	\$2,770,324	\$2,555,200	\$699,473	\$699,473	-72.6%
Emergency Management	\$68,568	-	-	-	-
Fire Marshal	\$24,100	\$18,000	\$15,000	\$15,000	-16.7%
Sara Management	\$249,300	\$240,000	\$250,000	\$250,000	4.2%
Inspections	\$1,667,599	\$1,200,000	\$1,250,000	\$1,250,000	4.2%
Emergency Medical Service	\$7,770,829	\$7,100,000	\$6,972,488	\$7,325,000	3.2%
Community Paramedicine	\$12,900	-	-	-	-
Central Communications	\$305,620	\$303,700	\$480,429	\$480,429	58.2%
<b>Total</b>	<b>\$15,135,259</b>	<b>\$12,207,900</b>	<b>\$10,798,501</b>	<b>\$11,151,013</b>	<b>-8.7%</b>



This page left intentionally blank



## General Fund

### Sheriff's Office

#### *Department Summary*

The Alamance County Sheriff's Office (ACSO) provides law enforcement services and protection, secures courts and serves both criminal and civil process papers, and operates the jail facility. It also provides custody, security, care, feeding, and medical welfare of inmates, as well as provides animal control services.

ACSO also employs School Resource Officers (SRO), which provide law enforcement services and protection in the non-municipal schools and Clover Garden School.

#### *Budget Summary*

Budget	FY24-25 Actual	FY25-26 Adopted	FY26-27 Requested	FY26-27 Recommended	Change
Personnel Costs	\$29,657,999	\$32,384,145	\$32,927,715	\$31,988,164	-\$395,981
Operating Costs	\$6,790,361	\$7,626,202	\$8,694,302	\$7,936,964	\$310,762
Program Costs	-	-	-	-	-
Capital Outlay	-\$5,837	-	-	-	-
Other	-	\$513,724	\$557,438	\$557,438	\$43,714
<b>Total Expenditures</b>	<b>\$36,442,523</b>	<b>\$40,524,071</b>	<b>\$42,179,455</b>	<b>\$40,482,566</b>	<b>-\$41,505</b>
<b>% Change</b>		<b>11.2%</b>	<b>4.1%</b>	<b>-0.1%</b>	
Department Revenue	\$5,036,343	\$3,346,200	\$1,830,584	\$1,830,584	-\$1,515,616
<b>General Fund Revenue</b>	<b>\$31,406,181</b>	<b>\$37,177,871</b>	<b>\$40,348,871</b>	<b>\$38,651,982</b>	<b>\$1,474,111</b>
<b>Positions</b>	<b>304.80</b>	<b>299.80</b>	<b>285.00</b>	<b>285.00</b>	<b>-14.80</b>

#### *Budget Highlights*

See division pages for more detail.



### ***FY25-26 Accomplishments***

- The Alamance County Sheriff's Office successfully implemented a structured budgetary review process that strengthened fiscal oversight and ensured all requests aligned with operational and strategic priorities. Dedicated personnel were assigned to manage the process, and clear guidelines for budget submissions were established. Quarterly meetings with the county budget analyst were completed, allowing the agency to monitor spending trends. In addition, new internal procedures for spending approvals were put in place to ensure consistency, accountability, and alignment with agency needs. As a result of these combined efforts, the agency achieved its goal of increasing budget efficiency by 15% within the fiscal year.
- The Alamance County Sheriff's Office completed a comprehensive staffing needs assessment and developed a long term strategic staffing plan within the 12 month period. Recruitment efforts were expanded through virtual interviews, in person events, hiring fairs, and targeted social media outreach. These efforts resulted in the successful hiring of 27 new employees, reducing the agency's staffing shortage of 42 positions by approximately 64%. All new hires met the standards required by the North Carolina Sheriff's Education and Training Standards Commission. This progress strengthened operational capacity and positioned the agency for continued staffing improvements.
- The Alamance County Sheriff's Office provided comprehensive training to more than 75% of its sworn, detention, and civilian personnel over the past year. The agency hosted four in-house training sessions and ensured all staff completed at least four hours of required training. Training surveys were distributed to sworn, detention, and civilian employees to identify needs and guide program adjustments. As staffing increased, ACSO maintained its commitment to high quality instruction, even as training costs rose. Across all divisions, personnel completed a total of 29,595 hours of training, strengthening workforce readiness and compliance with best practices.

### ***FY26-27 Initiatives***

- ACSO will reinforce its fiscal management practices by updating approval workflows and enhancing budget oversight across all divisions. The agency will provide targeted budget training for commanders and designated staff to deepen their understanding of budget development, expenditure controls, and strategic budget planning. Quarterly collaboration with the county budget analyst will continue to refine forecasting and identify cost saving opportunities. These efforts will ensure that all expenditures remain aligned with operational priorities and support transparent, data driven decision-making.
- Building on the successful hiring of 27 new employees in 2025, ACSO will continue to revise its recruitment and retention strategies to maintain stable staffing levels across sworn, detention, and civilian roles. This initiative includes expanding digital outreach, strengthening partnerships with training academies, and refining applicant screening processes to ensure all candidates meet North Carolina Sheriff's Education and Training Standards. The agency will evaluate internal career pathways to support retention and reinforce workforce stability. To further enhance



employee satisfaction, ACSO will emphasize assessing individual career goals and highlighting clear opportunities for career success and advancement throughout the organization.

- ACSO will enhance its agency wide training and professional development infrastructure to support the ongoing growth and readiness of sworn, detention, and civilian personnel. The agency will expand onsite training, increase access to specialized instruction, and improve training data collection to better track participation and emerging needs. Training surveys will continue to be distributed across all divisions to ensure training reflects operational demands and employee feedback. These efforts will reinforce a consistent, high quality training environment that supports skill development, operational effectiveness, and long term career growth for all staff.

### *Horizon*

- Strengthening the agency's professional development infrastructure will remain a priority, with an emphasis on integrating technology enhanced training tools and modernizing systems that support daily operations. The recent adoption of body worn cameras creates opportunities to expand training resources and improve how staff review and learn from real world scenarios. Additional technology platforms (such as simulation based training, digital learning modules, and upgraded tracking systems for agency equipment) will be evaluated to support a more efficient and responsive training environment. These efforts will help ensure that sworn, detention, and civilian personnel have access to the tools and instruction needed to meet evolving operational demands.
- Expanding wellness resources will help support the physical, mental, and emotional readiness of all personnel. This goal includes evaluating peer support models, stress management training, and wellness partnerships that address the unique demands of sworn, detention, and civilian roles. A more structured wellness framework will reinforce employee resilience, reduce burnout, and promote long term career sustainability.
- Enhancing emergency response capabilities will ensure the agency remains ready for critical incidents, natural disasters, and large scale community events. This includes reviewing response protocols, strengthening mutual aid agreements, and expanding joint training with local, state, and federal partners. A more coordinated approach will improve operational readiness and support a unified response during high risk or rapidly evolving situations.



## Performance Management Goals

**Goal 1:** ACSO is committed to ensuring Alamance County is safe through resolving crimes

**Objective:** The purpose of this objective is to improve the efficiency and effectiveness of the Alamance County Sheriff's Office (ACSO) in the prosecution of criminal cases. ACSO strives to display its commitment to resolving additional cases and ensuring justice for the communities of Alamance County by surpassing or meeting the State clearance rates in six or more of the eight reporting areas. The Sheriff's Office will conduct analysis of clearance rates over multiple years to identify long-term improvements or declines.

	FY23-24 Actual	FY24-25 Actual	FY25-26 Adopted	FY25-26 Projected	FY26-27 Estimated
<b>Output Measure:</b> % clearance rate in at least six UCR reporting categories per fiscal year	75%	75%	75%	75%	75%
<b>Outcome Measure:</b> % increase in UCR clearance rate over prior year to show improvement in efficiency and effectiveness	75%	86%	86%	88%	55%

**Goal 2:** ACSO will increase transparency in the services provided to the community

**Objective:** The primary objectives of this goal are to ensure transparency and accountability within the Alamance County Sheriff's Office (ACSO). By undertaking specific actions, such as publishing quarterly reports and collaborating with the Citizens' Public Safety Review Advisory Board, the Sheriff's Office can ensure that the public has access to information.

	FY23-24 Actual	FY24-25 Actual	FY25-26 Adopted	FY25-26 Projected	FY26-27 Estimated
<b>Output Measure:</b> % of quarterly reports published per fiscal year	30%	50%	50%	50%	50%
<b>Outcome Measure:</b> % of Citizens' Public Safety Review Advisory Board recommendations implemented each fiscal year. Goal of 50%	30%	50%	50%	35%	55%



## General Fund

### Sheriff - General Division

#### Department Summary

The Sheriff's Office General Division includes services such as patrol, crime investigation, courtroom security, service of civil papers, and animal control among other law enforcement program.

#### Budget Summary

Budget	FY24-25 Actual	FY25-26 Adopted	FY26-27 Requested	FY26-27 Recommended	Change
Personnel Costs	\$17,348,204	\$18,507,186	\$19,193,888	\$18,871,888	\$364,702
Operating Costs	\$2,356,797	\$2,837,487	\$3,275,903	\$3,044,052	\$206,565
Program Costs	-	-	-	-	-
Capital Outlay	-\$65,492	-	-	-	-
Other	-	\$366,252	\$405,250	\$405,250	\$38,998
<b>Total Expenditures</b>	<b>\$19,639,508</b>	<b>\$21,710,925</b>	<b>\$22,875,041</b>	<b>\$22,321,190</b>	<b>\$610,265</b>
<b>% Change</b>		<b>10.5%</b>	<b>5.4%</b>	<b>2.8%</b>	
Department Revenue	\$1,064,018	\$791,000	\$948,111	\$948,111	\$157,111
<b>General Fund Revenue</b>	<b>\$18,575,490</b>	<b>\$20,919,925</b>	<b>\$21,926,930</b>	<b>\$21,373,079</b>	<b>\$453,154</b>
<b>Positions</b>	161.80	161.80	164.00	164.00	2.20

#### Budget Highlights

The FY26-27 Recommended Budget includes:

##### Expenditures

The Sheriff's Office General Division expenditure budget will increase 2.8% in FY26-27 due to county-wide increases for Cost of Living Adjustments, merit increases, a state-mandated increase in retirement benefits, and increased costs of Retiree Health and sworn officer Special Retirement Allowances. In addition, operating costs will increase due the Body-worn and In-Car camera program implementation. These increases are offset by decreases to account for anticipated vacant position savings.

##### Revenue

The Sheriff's Office General Division revenue budget will increase by 20% in FY26-27 due to an increase in security reimbursement tied to increase salary and fringe costs.



## Performance Management Goals

**Goal 1:** ACSO is committed to ensuring Alamance County is safe through resolving crimes

**Objective:** The purpose of this objective is to improve the efficiency and effectiveness of the Alamance County Sheriff's Office (ACSO) in the prosecution of criminal cases. ACSO strives to display its commitment to resolving additional cases and ensuring justice for the communities of Alamance County by surpassing or meeting the State clearance rates in six or more of the eight reporting areas. The Sheriff's Office will conduct analysis of clearance rates over multiple years to identify long-term improvements or declines.

	FY23-24 Actual	FY24-25 Actual	FY25-26 Adopted	FY25-26 Projected	FY26-27 Estimated
<b>Output Measure:</b> % clearance rate in at least six UCR reporting categories per fiscal year	75%	75%	75%	75%	75%
<b>Outcome Measure:</b> % increase in UCR clearance rate over prior year to show improvement in efficiency and effectiveness	75%	86%	86%	88%	55%

**Goal 2:** ACSO will increase transparency in the services provided to the community

**Objective:** The primary objectives of this goal are to ensure transparency and accountability within the Alamance County Sheriff's Office (ACSO). By undertaking specific actions, such as publishing quarterly reports and collaborating with the Citizens' Public Safety Review Advisory Board, the Sheriff's Office can ensure that the public has access to information.

	FY23-24 Actual	FY24-25 Actual	FY25-26 Adopted	FY25-26 Projected	FY26-27 Estimated
<b>Output Measure:</b> % of quarterly reports published per fiscal year	30%	50%	50%	50%	50%
<b>Outcome Measure:</b> % of Citizens' Public Safety Review Advisory Board recommendations implemented each fiscal year. Goal of 50%	30%	50%	50%	35%	55%



## General Fund

### Sheriff - School Resource Officers

#### *Department Summary*

#### *Budget Summary*

Budget	FY24-25 Actual	FY25-26 Adopted	FY26-27 Requested	FY26-27 Recommended	Change
Personnel Costs	\$1,699,303	\$1,857,891	\$2,171,900	\$2,171,900	\$314,009
Operating Costs	\$29,503	\$46,806	\$46,270	\$46,270	-\$536
Capital Outlay	-	-	-	-	-
<b>Total Expenditures</b>	<b>\$1,728,806</b>	<b>\$1,904,697</b>	<b>\$2,218,170</b>	<b>\$2,218,170</b>	<b>\$313,473</b>
<b>% Change</b>		<b>10.2%</b>	<b>16.5%</b>	<b>16.5%</b>	
Department Revenue	\$1,202,000	-	\$183,000	\$183,000	\$183,000
<b>General Fund Revenue</b>	<b>\$526,806</b>	<b>\$1,904,697</b>	<b>\$2,035,170</b>	<b>\$2,035,170</b>	<b>\$130,473</b>
<b>Positions</b>	18.00	18.00	20.00	20.00	2.00

#### *Budget Highlights*

The FY26-27 Recommended Budget includes:

##### Expenditures

The School Resource Officer (SRO) division of the Sheriff's Office expenditure budget will increase by 16.5% in FY26-27 due to county-wide increases for Cost of Living Adjustments, merit increases, a state-mandated increase in retirement benefits, increased costs of Retiree Health, and transferring 2.0 additional positions from different divisions to SRO in the current year. This increase is partially offset by county-wide decreases to uniform replacements.

##### Revenue

The SRO division revenue budget will increase by \$183,000 due to an accounting change to allocate reimbursement for SROs at an area charter and private school.



This page left intentionally blank



## General Fund

### Sheriff - Detention

#### Department Summary

#### Budget Summary

Budget	FY24-25 Actual	FY25-26 Adopted	FY26-27 Requested	FY26-27 Recommended	Change
Personnel Costs	\$8,754,586	\$10,234,658	\$11,561,927	\$10,944,376	\$709,718
Operating Costs	\$4,048,281	\$4,385,215	\$5,372,129	\$4,846,642	\$461,427
Program Costs	-	-	-	-	-
Capital Outlay	\$59,656	-	-	-	-
Other	-	\$147,472	\$152,188	\$152,188	\$4,716
<b>Total Expenditures</b>	<b>\$12,862,522</b>	<b>\$14,767,345</b>	<b>\$17,086,244</b>	<b>\$15,943,206</b>	<b>\$1,175,861</b>
<b>% Change</b>		<b>14.8%</b>	<b>15.7%</b>	<b>8.0%</b>	
Department Revenue	\$2,770,324	\$459,400	\$699,473	\$699,473	\$240,073
<b>General Fund Revenue</b>	<b>\$10,092,198</b>	<b>\$14,307,945</b>	<b>\$16,386,771</b>	<b>\$15,243,733</b>	<b>\$935,788</b>
<b>Positions</b>	125.00	120.00	101.00	101.00	-19.00

#### Budget Highlights

The FY26-27 Recommended Budget includes:

##### Expenditures

The Detention division of the Sheriff's Office expenditure budget will increase by 8% in FY26-27 due to county-wide increases for Cost of Living Adjustments, merit increases, a state-mandated increase in retirement benefits, increased costs of Retiree Health, and an increase in the cost to provide detainee medical care. This increase is partially offset by transferring vacant positions to other divisions and eliminating long-term vacant positions during the current year, reductions in other contracts services, and accounting for savings from anticipated vacancies. The department has also found efficiencies in other operations costs, which decreased the budget further.

##### Revenue

The Detention division revenue budget will increase by 52% in FY26-27 due to greater than anticipated fee collections in the current fiscal year.



This page left intentionally blank



# General Fund

## Sheriff - ICE Division

### *Department Summary*

Alamance County ended the partnership with the Federal Department of Homeland Security Immigration and Customs Enforcement detainee housing and transportation program in FY25-26.

### *Budget Summary*

Budget	FY24-25 Actual	FY25-26 Adopted	FY26-27 Requested	FY26-27 Recommended	Change
Personnel Costs	\$1,855,906	\$1,784,410	-	-	-\$1,784,410
Operating Costs	\$355,781	\$356,694	-	-	-\$356,694
Capital Outlay	-	-	-	-	-
<b>Total Expenditures</b>	<b>\$2,211,687</b>	<b>\$2,141,104</b>	-	-	<b>-\$2,141,104</b>
<b>% Change</b>		<b>-3.2%</b>	<b>-100.0%</b>	<b>-100.0%</b>	
Department Revenue	-	\$2,095,800	-	-	-\$2,095,800
<b>General Fund Revenue</b>	<b>\$2,211,687</b>	<b>\$45,304</b>	-	-	<b>-\$45,304</b>
<b>Positions</b>	21.00	21.00	-	-	-

### *Budget Highlights*

No funding for this program is included in the FY26-27 Recommended budget and all related positions were eliminated.



This page left intentionally blank



## General Fund

### Fire Marshal

#### *Department Summary*

Alamance County Fire Marshal's Office strives to maintain a county-wide presence through fire code enforcement, fire prevention, public education, and community service while responding in a timely manner to reported structure fires requiring investigation.

#### *Budget Summary*

Budget	FY24-25 Actual	FY25-26 Adopted	FY26-27 Requested	FY26-27 Recommended	Change
Personnel Costs	\$434,965	\$452,153	\$479,244	\$479,244	\$27,091
Operating Costs	\$41,288	\$62,714	\$60,244	\$60,244	-\$2,470
Capital Outlay	-	-	-	-	-
Other	-	\$13,784	\$16,872	\$16,872	\$3,088
<b>Total Expenditures</b>	<b>\$476,253</b>	<b>\$528,651</b>	<b>\$556,360</b>	<b>\$556,360</b>	<b>\$27,709</b>
<b>% Change</b>		<b>11.0%</b>	<b>5.2%</b>	<b>5.2%</b>	
Department Revenue	\$24,100	\$18,000	\$15,000	\$15,000	-\$3,000
<b>General Fund Revenue</b>	<b>\$452,153</b>	<b>\$510,651</b>	<b>\$541,360</b>	<b>\$541,360</b>	<b>\$30,709</b>
<b>Positions</b>	5.00	4.00	4.00	4.00	-

#### *Budget Highlights*

The FY26-27 Recommended Budget includes:

##### Expenditures:

The Fire Marshal's office expenditure budget will increase by 5.2% in FY26-27. Increases include merit pay, cost of living adjustments (COLA), and an increase in the cost of health insurance for retirees. Decreases include a reduction in uniforms and automotive supplies line items.

##### Revenue:

The Department's revenue budget is projected to decrease based on FY25-26 projections. The decrease is driven by changes in permit fees enacted by the State of North Carolina Fire Code as well as loss of revenue due to Elon University assuming their own permitting and inspections.



***FY25-26 Accomplishments***

- Continued the 100% completion rate of the State-mandated fire inspections.
- Held our 1st annual “Fire Prevention with the Fire Marshals” outreach day.
- Started a new Facebook page that now has over 400 followers. We post fire prevention info, special events, and share relevant info from Alamance County.

***FY26-27 Initiatives***

- We will continue to hold our “Fire Prevention with the Fire Marshals” outreach day.
- We will set up at a couple other events to promote fire safety in Alamance County

***Horizon***

- We hope to be moving into our new building on Plantation Drive in Burlington.

***Performance Management Goals***

**Goal 1:** To ensure public safety by complying with the State-mandated fire inspection standards.

**Objective:** The Fire Marshal's Office will complete 100% of the state-mandated general fire inspections. (State Goal - cycle runs on a calendar year rotation)

	FY23-24 Actual	FY24-25 Actual	FY25-26 Adopted	FY25-26 Projected	FY26-27 Estimated
<b>Output Measure:</b> # fire inspections completed	881	550	625	625	625
<b>Outcome Measure:</b> % of state-mandated general fire inspections completed.	100%	100%	100%	100%	100%



**Goal 2:** Educate the public about fire safety through prevention outreach.

**Objective:** Conduct and participate in community outreach events and communicate with the public through the department's social media page.

	FY23-24 Actual	FY24-25 Actual	FY25-26 Adopted	FY25-26 Projected	FY26-27 Estimated
<b>Output Measure:</b> # of citizens who attend outreach events	NEW	NEW	30	30	50
<b>Outcome Measure:</b> % of citizens who have expressed that they have improved their fire safety knowledge	NEW	NEW	NEW	70%	70%



This page left intentionally blank



# General Fund

## Fire Service

### *Department Summary*

Alamance County provides support services to the fire districts in the county. Fire Districts are primarily funded by their own tax revenue.

### *Budget Summary*

Budget	FY24-25 Actual	FY25-26 Adopted	FY26-27 Requested	FY26-27 Recommended	Change
Operating Costs	\$58,102	\$60,960	\$32,060	\$32,060	-\$28,900
Capital Outlay	-	-	-	-	-
<b>Total Expenditures</b>	<b>\$58,102</b>	<b>\$60,960</b>	<b>\$32,060</b>	<b>\$32,060</b>	<b>-\$28,900</b>
<b>% Change</b>		<b>4.9%</b>	<b>-47.4%</b>	<b>-47.4%</b>	
Department Revenue	-	-	-	-	-
<b>General Fund Revenue</b>	<b>\$58,102</b>	<b>\$60,960</b>	<b>\$32,060</b>	<b>\$32,060</b>	<b>-\$28,900</b>
<b>Positions</b>	-	-	-	-	-

### *Budget Highlights*

The FY26-27 Recommended Budget includes:

Expenditures:

Department expenditure budget will decrease by 47% due to moving the Motorola Solutions contract for emergency radio service to the Central Communications budget.



This page left intentionally blank



## General Fund

### Emergency Management

#### *Department Summary*

Alamance County Emergency Management formulates and tests response and resource plans for various man-made and natural disasters that occur in our county, including tornadoes, winter storms, or transportation accidents on the interstate.

#### *Budget Summary*

Budget	FY24-25 Actual	FY25-26 Adopted	FY26-27 Requested	FY26-27 Recommended	Change
Personnel Costs	\$141,088	\$209,957	\$172,650	\$172,650	-\$37,307
Operating Costs	\$81,908	\$56,293	\$55,770	\$55,770	-\$523
Program Costs	-	-	-	-	-
Capital Outlay	-	-	-	-	-
<b>Total Expenditures</b>	<b>\$222,996</b>	<b>\$266,250</b>	<b>\$228,420</b>	<b>\$228,420</b>	<b>-\$37,830</b>
<b>% Change</b>		<b>19.4%</b>	<b>-14.2%</b>	<b>-14.2%</b>	
Department Revenue	\$68,568	-	-	-	-
<b>General Fund Revenue</b>	<b>\$154,428</b>	<b>\$266,250</b>	<b>\$228,420</b>	<b>\$228,420</b>	<b>-\$37,830</b>
<b>Positions</b>	2.00	2.00	1.50	1.50	-0.5

#### *Budget Highlights*

The FY26-27 Recommended Budget includes:

Expenditure:

The Emergency Management expenditure budget will decrease by 14.2% due to budgeting for half of EM Preparedness Coordinator personnel costs in the Health Department's budget, and decreases in computer/copier lease and contracted services. The decrease is partially offset by increases due to cost of living adjustments, merit pay, and telephone & postage.

Revenue:

NA - All department revenues are budgeted in the multi-year grant fund.



### ***FY25-26 Accomplishments***

- Update and adoption of the Eno-Haw River Hazard Mitigation Plan. This plan is a comprehensive mitigation plan that is updated on a five-year cycle. The plan introduces mitigation initiatives that reduce the impact of disasters on citizens of Alamance County.
- Alamance County Emergency Management met with other emergency support function groups to update the County Emergency Operations plan.
- Tropical Storm Chantal response and recovery actions. Chantal greatly impacted Alamance County, causing damage to over 125 homes and businesses. The response was coordinated by our agency and other county stakeholders. Our office went through the recovery process, which included gaining a State Individual assistance declaration as well as a Federal public assistance declaration.

### ***FY26-27 Initiatives***

- Alamance County Emergency Management will work with GIS to create a comprehensive map of Critical Infrastructure in Alamance County.
- Alamance County Emergency Management will implement a county-wide Incident Management Software for stakeholders.
- Alamance County Emergency Management will conduct EOC (Emergency Operations Center) training for all EOC staff on a biannual basis.

### ***Horizon***

- In partnership with Alamance County Emergency Medical Services, complete an annex in our Emergency Operations Plan for Mass Casualty incidents.
- Work with Alamance County Sheriff's Office and Alamance County Rescue Unit to train county stakeholders regarding response to search and rescue incidents.



## Performance Management Goals

**Goal 1:**

Emergency Management will ensure all Emergency Operations Plan (EOP) and Healthcare preparedness plans are reviewed and updated in accordance with state and federal guidelines.

**Objective:** Conduct a review with all stakeholders and update EOP as needed.

	FY23-24 Actual	FY24-25 Actual	FY25-26 Adopted	FY25-26 Projected	FY26-27 Estimated
<b>Output Measure:</b> # of plans reviewed	NEW	NEW	13	13	13
<b>Outcome Measure:</b> % of plans reviewed	NEW	NEW	NEW	100%	100%

**Goal 2:**

Emergency Management will conduct at least three exercises with completed After Action Report to identify any improvements needed in order to improve our emergency responses and increase usage of Incident Command System. These exercises can be full-scale, tabletop, or functional exercises. These will follow the Homeland Security Exercise and Evaluation Program guidelines and require the use of the Incident Command System guidelines.

**Objective:** Emergency Management will conduct at least three exercises with completed After Action Report to identify any improvements needed.

	FY23-24 Actual	FY24-25 Actual	FY25-26 Adopted	FY25-26 Projected	FY26-27 Estimated
<b>Output Measure:</b> # of after action reports completed	NEW	NEW	3	3	3
<b>Outcome Measure:</b> % of reports completed and where identified improvements.	NEW	NEW	NEW	100	100%



This page left intentionally blank



## General Fund

### Emergency Management - SARA

#### *Department Summary*

The current Local Emergency Planning Committee was established in Alamance County subsequent to the 1986 Superfund Amendment and Reauthorization Act (SARA) to respond to the need for communities to know more about chemical hazards in Alamance County and to develop specific local response plans for Alamance County. This committee consists of representatives from industry, interested community members, government officials, and individuals from specific agencies who ensure that Alamance County has the planning and resource capabilities for Chemical Emergencies. The primary responsibility is to protect the public health and the environment from chemical hazards by continually identifying facilities that manufacture, process, or store these materials in Alamance County. This responsibility extends to informing and educating the public about methods it can use to protect itself and to assist governmental agencies to become better prepared to meet possible emergency events caused by these hazardous materials.

#### *Budget Summary*

Budget	FY24-25 Actual	FY25-26 Adopted	FY26-27 Requested	FY26-27 Recommended	Change
Personnel Costs	\$133,171	\$163,551	\$140,968	\$140,968	-\$22,583
Operating Costs	\$56,776	\$73,003	\$125,646	\$125,646	\$52,643
Capital Outlay	-	\$65,000	-	-	-\$65,000
Other	-	\$3,446	\$4,218	\$4,218	\$772
<b>Total Expenditures</b>	<b>\$189,947</b>	<b>\$305,000</b>	<b>\$270,832</b>	<b>\$270,832</b>	<b>-\$34,168</b>
<b>% Change</b>		<b>60.6%</b>	<b>-11.2%</b>	<b>-11.2%</b>	
Department Revenue	\$249,301	\$240,000	\$250,000	\$250,000	\$10,000
<b>General Fund Revenue</b>	<b>-\$59,354</b>	<b>\$65,000</b>	<b>\$20,832</b>	<b>\$20,832</b>	<b>-\$44,168</b>
<b>Positions</b>	1.00	1.00	1.00	1.00	-

#### *Budget Highlights*

The FY26-27 Recommended Budget includes:

Expenditures:

The SARA Management expenditure budget will decrease by 11.2% due to reductions in non-permanent salaries and the elimination of the cost of a replacement vehicle. The decrease is partially offset by increases due to cost of living adjustments, merit pay, an increase in contracted services for online Table Top Training + Incident Management Software, and the cost to complete a county-wide commodity flow study.



Revenue:

Department revenue is projected to increase due to budgeting Hazardous Material Fee revenue in line with current year revenues and future billing projections.



## General Fund

### Emergency Medical Services

#### *Department Summary*

Alamance County Emergency Medical Services (EMS) provides both emergency and non-emergency ambulance transportation to the citizens and visitors of Alamance County. EMS utilizes nine paramedic-level ambulances provide these services. These ambulances are based out of two bases in Burlington and one base in Graham. In addition, EMS utilizes three one-person quick response (Medic) units in the more rural parts of the county. EMS also has a supervisor on duty 24/7 to ensure smooth operations and that the crews have the necessary equipment and supplies.

#### *Budget Summary*

Budget	FY24-25 Actual	FY25-26 Adopted	FY26-27 Requested	FY26-27 Recommended	Change
Personnel Costs	\$9,355,708	\$9,570,770	\$10,457,943	\$9,336,820	-\$233,950
Operating Costs	\$2,097,070	\$2,184,262	\$2,529,689	\$2,303,218	\$118,956
Program Costs	-	-	-	-	-
Capital Outlay	\$281,069	\$28,150	-	-	-\$28,150
Other	-	\$239,110	\$258,944	\$258,944	\$19,834
<b>Total Expenditures</b>	<b>\$11,733,847</b>	<b>\$12,022,292</b>	<b>\$13,246,576</b>	<b>\$11,898,982</b>	<b>-\$123,310</b>
<b>% Change</b>		<b>2.5%</b>	<b>10.2%</b>	<b>-1.0%</b>	
Department Revenue	\$7,783,729	\$7,100,000	\$6,972,488	\$7,325,000	\$225,000
<b>General Fund Revenue</b>	<b>\$3,950,118</b>	<b>\$4,922,292</b>	<b>\$6,274,088</b>	<b>\$4,573,982</b>	<b>-\$348,310</b>
<b>Positions</b>	96.00	101.00	102.00	97.00	-4.00

#### *Budget Highlights*

The FY26-27 Recommended Budget includes:

##### Expenditures

The Department expenditure budget will decrease by 1% in FY26-27 due to eliminating 4.0 vacant FTEs, reducing non-permanent salaries and overtime, reducing salaries to account for ongoing vacancies, no small-scale capital requested for FY26-27. This decrease is partially offset by required increases for the NC Medical Examiner, Medicaid Transformation Fees, and increased Retiree Health costs.

##### Revenue

The Department revenue budget will increase by 3.2% in FY26-27 due to increased efficiencies in collecting fees for services.



### ***FY25-26 Accomplishments***

- CPR Saves- We have increased our cardiac arrest saves 8.9% (21.4% in 2024) to (30.3% in 2025). Exceeding the national average of 29.5%
- Mission Lifeline Gold with Target Heart & Target Stroke-Gold Recognition means the EMS agency is performing at a top national level, consistently following evidence. based protocols, communicating effectively with hospitals, meeting time-critical benchmarks, and continuously improving through data.
- One-Scope-EMS is proud to implement the use of advanced video airway management devices. These devices enhance the paramedic's ability to achieve a secure airway in a patient not breathing. The devices decrease the need for multiple attempts to secure an airway.
- One-Dose: EMS was able to gain access to an app base program for all care providers for accurate dosing of medications. This will ensure that all patients receive correct treatment error free.

### ***FY26-27 Initiatives***

- The EMS department anticipates applying to participate in the American Heart Association's Mission Lifeline program to improve quality of care, which will reduce mortality and morbidity for heart attack and stroke patients.

### ***Horizon***

- The EMS Department will begin the design process for the construction of a new Mebane base and the eventual operations starting in FY27-28.
- The EMS Department has a goal to initiate a whole blood program throughout the county, which would improve survival for patients in the field who need a pre-hospital blood transfusion. This is an industry best practice that dramatically increases survival rates and positive patient outcomes.



## Performance Management Goals

**Goal 1:** Decrease vacancies of paramedics within the department

**Objective:** EMS will work with Alamance Community College to successfully implement the county's first in house paramedic academy.

	FY23-24 Actual	FY24-25 Actual	FY25-26 Adopted	FY25-26 Projected	FY26-27 Estimated
<b>Output Measure:</b> # of current full time EMT's that receive their paramedic credential.	NEW	NEW	5	5	5
<b>Outcome Measure:</b> Reduction in the number of open paramedic positions	NEW	NEW	25%	10%	20%

**Goal 2:** Improve community ability to respond to CPR emergencies before a first responder is on the scene

**Objective:** EMS will provide community outreach through community CPR training at a minimum of five events.

	FY23-24 Actual	FY24-25 Actual	FY25-26 Adopted	FY25-26 Projected	FY26-27 Estimated
<b>Output Measure:</b> # of Citizens Trained in CPR at these events.	189	50	100	100	150
<b>Outcome Measure:</b> % increase in citizens trained in CPR at community events over prior year.	3%	5%	50%	50%	50%



This page left intentionally blank



## General Fund

### Inspections

#### *Department Summary*

The primary function of the Department is to promote health, safety, and welfare of the citizens of Alamance County. Inspections administers and enforces NC technical codes, processes applications, perform plan reviews, collect fees and issue permits for construction activity regulated through N.C. General Statutes.

#### *Budget Summary*

Budget	FY24-25 Actual	FY25-26 Adopted	FY26-27 Requested	FY26-27 Recommended	Change
Personnel Costs	\$1,124,517	\$1,227,116	\$1,322,264	\$1,322,264	\$95,148
Operating Costs	\$155,830	\$192,012	\$178,365	\$178,365	-\$13,647
Capital Outlay	\$67,025	-	\$80,000	\$80,000	\$80,000
Other	-	\$24,122	\$29,526	\$29,526	\$5,404
<b>Total Expenditures</b>	<b>\$1,347,372</b>	<b>\$1,443,250</b>	<b>\$1,610,155</b>	<b>\$1,610,155</b>	<b>\$166,905</b>
<b>% Change</b>		<b>7.1%</b>	<b>11.6%</b>	<b>11.6%</b>	
Department Revenue	\$1,667,599	\$1,200,000	\$1,250,000	\$1,250,000	\$50,000
<b>General Fund Revenue</b>	<b>-\$320,227</b>	<b>\$243,250</b>	<b>\$360,155</b>	<b>\$360,155</b>	<b>\$116,905</b>
<b>Positions</b>	12.00	12.00	12.00	12.00	-

#### *Budget Highlights*

The FY26-27 Recommended Budget includes:

##### Expenditures:

The Inspections Department expenditure budget will increase by 11.6% due to allowances for merit pay, cost of living adjustment, increasing retiree health costs, and the purchase of two new vehicles using internal departmental revenue. The increase is partially offset by a decreased need for contracted supplementary inspectors.

##### Revenue:

The Department's revenue budget will increase by \$50,000 due to projected increases in fee revenue.



***FY25-26 Accomplishments***

- Cross training for inspectors to perform plan reviews is ongoing and has provided some cost saving measures with the independent contractors. Estimated forecast shows a savings of \$40K.
- Revenue from fees estimated to exceed +\$450K original projection
- Within the past year, turnover rate for permit technicians has been high. Hired and trained three permit technicians while maintaining efficient customer service with the issuance of permits.

***FY26-27 Initiatives***

- Work with Planning and Environmental Health to build a strong cross-training plan between all 3 departments in the Alamance County Development Center.
- Respond to inspection requests within 2 business days as prescribed by NC General Statute.
- Continue the "career ladder" for Inspectors. Having inspectors performing multi trade inspections reduces construction delays, improves project coordination, ensures consistent code compliance and provides more efficient project workflows.

***Horizon***

- Purchasing and implementing new permitting software. Three demonstrations have been presented by vendors to staff with future demonstrations expected.
- Hiring an additional inspector and/or plan reviewer could be on the horizon. Position(s) were not requested for FY27 but development is increasing which will increase service demands.

***Performance Management Goals***

**Goal 1:** Continue to have Inspectors achieve standard certificates in all trades.

**Objective:** Cross train current inspectors in order to perform plan reviews and cut down on costs associated with contract services

	FY23-24 Actual	FY24-25 Actual	FY25-26 Adopted	FY25-26 Projected	FY26-27 Estimated
<b>Output Measure:</b> Continue to have Inspectors achieve standard certificates in all trades.	NEW	10	10	8	8
<b>Outcome Measure:</b> % of certification goal obtained.	NEW	60%	100%	80%	100%



**Goal 2:** Continue to have Inspectors achieve standard certificates in all trades.

**Objective:** Decrease processing time for residential plan reviews to 5 business days.

	FY23-24 Actual	FY24-25 Actual	FY25-26 Adopted	FY25-26 Projected	FY26-27 Estimated
<b>Output Measure:</b> # of business days for average processing time for residential plan reviews	NEW	8	15	5	15
<b>Outcome Measure:</b> % of plan reviews completed within 5 business days	NEW	NEW	NEW	NEW	90%



This page left intentionally blank



## General Fund

### Central Communications

#### *Department Summary*

County Telecommunicators are extensively trained to provide critical life-saving guidance. They fulfill a dual function by handling both emergency and non-emergency calls while simultaneously dispatching emergency responders. The personnel at the center are required to uphold all state and national certifications, which necessitate a specified amount of annual training, along with additional preparation for emergencies. Beyond our daily responsibilities, we actively contribute to the community through a holiday gift drive. Throughout the year, we participate in various career days and offer tours of the Center to promote public awareness. The role of Alamance County Telecommunicators is highly demanding; they frequently manage numerous calls, navigate stressful situations, and must maintain composure and promptness in life-threatening scenarios.

#### *Budget Summary*

Budget	FY24-25 Actual	FY25-26 Adopted	FY26-27 Requested	FY26-27 Recommended	Change
Personnel Costs	\$3,078,495	\$3,141,305	\$3,520,778	\$3,182,398	\$41,093
Operating Costs	\$98,921	\$389,400	\$370,027	\$361,827	-\$27,573
Program Costs	\$3,070	\$3,388	\$3,388	\$3,388	-
Capital Outlay	\$251,126	\$136,673	\$136,673	\$136,673	-
Other	-	\$55,458	\$57,774	\$57,774	\$2,316
<b>Total Expenditures</b>	<b>\$3,431,613</b>	<b>\$3,726,224</b>	<b>\$4,088,640</b>	<b>\$3,742,060</b>	<b>\$15,836</b>
<b>% Change</b>		<b>8.6%</b>	<b>9.7%</b>	<b>0.4%</b>	
Department Revenue	\$305,620	\$303,700	\$480,429	\$480,429	\$176,729
<b>General Fund Revenue</b>	<b>\$3,125,993</b>	<b>\$3,422,524</b>	<b>\$3,608,211</b>	<b>\$3,261,631</b>	<b>-\$160,893</b>
<b>Positions</b>	36.00	36.00	40.00	36.00	-

#### *Budget Highlights*

The FY26-27 Recommended Budget includes:

##### Expenditures

The Central Communications department expenditure budget will increase by +0.4% in FY26-27 due to county-wide increases for Cost of Living Adjustments, merit and retirement increases, and Retiree Health. The increase is offset by efficiencies found in operating costs.

##### Revenue

The Central Communications department revenue budget is projected to increase 58.2% in FY26-27 due to projected revenue associated with communication charges.



### ***FY26-27 Initiatives***

- Maintain and ensure the current response to Emergency and Non-Emergency calls in accordance with standards that exceed requirements set by the State 911 Board.
- Maintain <120 seconds from address acquisition to first bystander chest compression during Telephone CPR. The AHA (American Heart Association) recommends that EMDs (Emergency Medical Dispatchers) aim for <120 seconds from address acquisition to first bystander chest compression. Meeting this standard is a key quality measure for dispatch systems aiming to improve survival from out-of-hospital cardiac arrest.

### ***Horizon***

- With the upcoming consolidated CAD (Computer Aided Dispatch) system expected to be online during the summer of 2027 this will enhance interoperability with our internal agency partners as well as our out-of-county partners. This will enhance our operability and reduce time in all aspects of public safety.
- The new Emergency Service Facility that will house the Alamance County 911 center will provide enhanced security for our staff while giving them new technology that will increase the effectiveness of their service.



## Performance Management Goals

**Goal 1:** Enhance response times to better serve the needs of residents in Alamance County and visitors passing through.

**Objective:** To respond to residents' needs as quickly as possible, 95% of all 911 phone lines will be answered within 15 seconds (3 rings). (State Goal)

	FY23-24 Actual	FY24-25 Actual	FY25-26 Adopted	FY25-26 Projected	FY26-27 Estimated
<b>Output Measure:</b> % improvement in monthly call response times from Rapid Deploy call answering software.	96%	95%	95%	98.06%	98.5%
<b>Outcome Measure:</b> % of monthly calls answered within 15 seconds (equivalent to 3 rings).	95%	95%	95%	95%	95%

**Goal 2:** To facilitate the rapid dissemination of vital information to our first responders and the communications teams of Burlington and Graham Police and Fire Departments.

**Objective:** Work in partnership with county and city first responder organizations to assess and choose an upgraded county-wide Computer-Aided Dispatch (CAD) system, and facilitate the transition to the new co-located 911 center.

	FY23-24 Actual	FY24-25 Actual	FY25-26 Adopted	FY25-26 Projected	FY26-27 Estimated
<b>Output Measure:</b> # of meetings pertaining to the CAD Project and Facility Project.	24	48	48	48	48
<b>Outcome Measure:</b> % of county and city first responder organizations that indicate the meetings are fostering collaboration and comprehension of the project.	85%	87%	90%	90%	95%



This page left intentionally blank



# General Fund

## Animal Shelter

### Department Summary

### Budget Summary

Budget	FY24-25 Actual	FY25-26 Adopted	FY26-27 Requested	FY26-27 Recommended	Change
Operating Costs	\$1,307,788	\$1,307,788	\$1,475,000	\$1,333,944	\$26,156
<b>Total Expenditures</b>	<b>\$1,307,788</b>	<b>\$1,307,788</b>	<b>\$1,475,000</b>	<b>\$1,333,944</b>	<b>\$26,156</b>
<b>% Change</b>		<b>0.0%</b>	<b>12.8%</b>	<b>2.0%</b>	
Department Revenue	-	-	-	-	-
<b>General Fund Revenue</b>	<b>\$1,307,788</b>	<b>\$1,307,788</b>	<b>\$1,475,000</b>	<b>\$1,333,944</b>	<b>\$26,156</b>
<b>Positions</b>	-	-	-	-	-

### Budget Highlights

The FY26-27 Recommended Budget includes:

#### Expenditures

The Animal Shelter expenditure budget will increase by 2% (\$26,156) from the FY25-26 Adopted Budget. This increase matches the increase that county staff will receive in a Cost of Living Adjustment based on the rising costs of inflation.

### FY25-26 Accomplishments

- Volunteers spent 4,615 hours enriching the lives of pets at the BAS Pet Adoption & Resource Center.
- Burlington Animal Services (BAS), in conjunction with the Alamance County Sheriff's Office, Municipal and County Partners, and grant funders, organized and held 12 Community Pet Resource Clinics throughout the county where veterinarians and staff vaccinated 1,100 community pets for rabies, 420 with core vaccinations and provided 158 microchip permanent pet identification.
- Partnered with local fire departments to help reunite lost pets with their families.



This page left intentionally blank



## General Fund

### Non-Departmental Public Safety

#### *Department Summary*

Non-Departmental Public Safety includes the Alamance County Justice Advisory Council, Juvenile Crime Prevention Council, Alamance County Rescue Unit, and other organizations that help the community in the area of health and public safety. State Office of Juvenile Justice Grant (OJJ) funding and county general funds support these programs.

#### *Budget Summary*

Budget	FY24-25 Actual	FY25-26 Adopted	FY26-27 Requested	FY26-27 Recommended	Change
Program Costs	\$449,151	\$430,442	\$430,442	\$430,442	-
Other	\$124,483	\$124,483	\$124,483	\$124,483	-
Outside Agency	\$275,000	\$275,000	\$300,000	\$125,000	-\$150,000
<b>Total Expenditures</b>	<b>\$848,633</b>	<b>\$829,925</b>	<b>\$854,925</b>	<b>\$679,925</b>	<b>-\$150,000</b>
<b>% Change</b>		<b>-2.2%</b>	<b>3.0%</b>	<b>-18.1%</b>	
Department Revenue	\$444,153	\$430,442	\$430,442	\$430,442	-
<b>General Fund Revenue</b>	<b>\$404,481</b>	<b>\$399,483</b>	<b>\$424,483</b>	<b>\$249,483</b>	<b>-\$150,000</b>
<b>Positions</b>	-	-	-	-	-

#### *Budget Highlights*

The FY26-27 Recommended Budget includes:

Expenditure:

The expenditure budget has decreased 18.1% due to eliminating Family Abuse Services and Crossroads Sexual Assault Response Center funding.

Revenue:

The revenue budget is level.

FY26-27 Budget Includes:

Juvenile Crime Prevention Council (JCPC): \$554,925

Alamance County Rescue Unit: \$125,000



This page left intentionally blank



## Economic and Physical Development

Expenditure	FY24-25 Actual	FY25-26 Adopted	FY26-27 Requested	FY26-27 Recommended	% Change
Economic & Physical Development	\$3,075,913	\$4,600,010	\$4,948,258	\$4,717,255	2.5%
NC Cooperative Extension Services	\$476,462	\$592,093	\$565,384	\$484,746	-18.1%
Soil Conservation	\$382,175	\$623,088	\$399,429	\$582,979	-6.4%
<b>Total</b>	<b>\$3,934,549</b>	<b>\$5,815,191</b>	<b>\$5,913,071</b>	<b>\$5,784,980</b>	<b>-0.5%</b>

Revenue	FY24-25 Actual	FY25-26 Adopted	FY26-27 Requested	FY26-27 Recommended	% Change
Other Taxes and Licenses	-	\$1,470,000	\$1,470,000	\$1,470,000	0.0%
Restricted Intergovernmental	\$27,503	\$27,100	\$27,100	\$27,100	0.0%
Sales and Services	\$5,106	\$4,000	\$5,000	\$5,000	25.0%
Miscellaneous	\$223,496	\$213,000	\$198,000	\$198,000	-7.0%
<b>Total</b>	<b>\$256,105</b>	<b>\$1,714,100</b>	<b>\$1,700,100</b>	<b>\$1,700,100</b>	<b>-0.8%</b>



This page left intentionally blank



# General Fund

## Transportation

### Department Summary

Alamance County funds transportation through a variety of general revenue allocations and programmatic funding sources. Local institutions receiving general revenue allocations are the Alamance County Transit Authority (ACTA), the City of Burlington, and the Burlington-Alamance Airport Authority. ACTA also receives funding through the Home & Community Care Block Grant. In addition to general revenue allocations, Alamance County receives and allocates a special rental vehicle tax to the Piedmont Authority for Regional Transportation (PART).

### Budget Summary

Budget	FY24-25 Actual	FY25-26 Adopted	FY26-27 Requested	FY26-27 Recommended	Change
Program Costs	\$247,601	-	-	-	-
Other	\$316,888	\$275,000	\$318,022	\$318,022	\$43,022
Outside Agency	\$315,570	\$1,157,926	\$1,105,890	\$479,365	-\$678,561
Economic Development	\$378,400	-	-	-	-
<b>Total Expenditures</b>	<b>\$1,258,459</b>	<b>\$1,432,926</b>	<b>\$1,423,912</b>	<b>\$797,387</b>	<b>-\$635,539</b>
<b>% Change</b>		<b>13.9%</b>	<b>-0.6%</b>	<b>-44.4%</b>	
Department Revenue	\$855,898	\$1,195,400	\$1,196,300	\$569,800	-\$625,600
<b>General Fund Revenue</b>	<b>\$402,561</b>	<b>\$237,526</b>	<b>\$227,612</b>	<b>\$227,587</b>	<b>-\$9,939</b>
<b>Positions</b>	-	-	-	-	-

### Budget Highlights

The FY26-27 Recommended Budget includes:

**Expenditure:**

The Transportation expenditure budget will decrease by 44% due to reductions in the ACTA Emergency Funding request and ACTA county grant match funding. The decrease is partially offset by increases in projected vehicle rental taxes and an increase in the county match for Link Transit federal grant funds.

**Revenue:**

Department revenues are projected to decrease due to a reduction in the ACTA Emergency Funding request. The decrease is partially offset by increases in projected vehicle rental taxes.



The FY26-27 Transportation Budget Includes:

Alamance County Transportation Authority (ACTA) \$279,365

ACTA Loan \$200,000

City of Burlington Transit \$38,022

Piedmont Area Regional Transit (PART) \$280,000



## General Fund

### Economic Development

#### *Department Summary*

The Economic Development budget unit represents the expenditures associated with existing or forthcoming agreements to promote economic activity in Alamance County. A portion of these expenditures are direct economic incentive payments, determined by previously approved agreements, to corporations that have chosen Alamance County as home to their operations. When the company meets the terms of the agreement involving capital investments that improve property values and provide a certain number of jobs, they are eligible to receive the economic incentive payment. Other expenditures in this budget unit include financial support to non-county institutions that promote economic activity and expansion, including the Alamance Chamber of Commerce, as well as agencies funded through Occupancy Tax collections.

#### *Budget Summary*

Budget	FY24-25 Actual	FY25-26 Adopted	FY26-27 Requested	FY26-27 Recommended	Change
Operating Costs	-	-	-	-	-
Program Costs	-	-	-	-	-
Other	\$1,161,016	\$2,501,500	\$2,732,503	\$2,501,500	-
Outside Agency	\$659,698	\$960,541	\$960,541	\$960,541	-
Economic Development	\$963,311	\$887,969	\$975,214	\$975,214	\$87,245
<b>Total Expenditures</b>	<b>\$2,784,025</b>	<b>\$4,350,010</b>	<b>\$4,668,258</b>	<b>\$4,437,255</b>	<b>\$87,245</b>
<b>% Change</b>		<b>56.2%</b>	<b>7.3%</b>	<b>2.0%</b>	
Department Revenue	\$172,511	\$1,635,000	\$1,620,000	\$1,620,000	-\$15,000
<b>General Fund Revenue</b>	<b>\$2,611,513</b>	<b>\$2,715,010</b>	<b>\$3,048,258</b>	<b>\$2,817,255</b>	<b>\$102,245</b>
<b>Positions</b>	-	-	-	-	-

#### *Budget Highlights*

The FY26-27 Recommended Budget includes:

##### Revenues

Revenues are based on Occupancy Tax receipts and will be used to fund economic development.

##### Incentives & Other Agreements

Incentives and Other Agreements are expected to increase this year due to incentive payments distributed to Tourism Development Authority, and various Economic Development Grants.



The FY26-27 Budget Includes Occupancy Tax Tourism Funding to:

African-American Cultural Arts & History Center: \$28,000

Alamance Arts: \$37,660

Alamance County Historical Museum: \$89,000

Glencoe Textile Heritage Museum: \$89,000

New Leaf Society: \$7,500

Saturdays in Saxapahaw (Saxapahaw Forward): \$15,000

Snow Camp Outdoor Theater: \$89,000

Tourism Development General: \$120,140

Convention and Visitors Bureau: \$950,600



## General Fund

### Cooperative Extension

#### *Department Summary*

Alamance County Cooperative Extension extends research-based knowledge from University of North Carolina land grant universities to all citizens in Alamance County, helping them transform science into everyday solutions that improve their lives and grow our County. We provide educational programming in the areas of agricultural field crops, livestock, commercial and consumer horticulture, family consumer science, and 4-H youth development. Extension innovates products and practices that grow our County's \$45+ million agriculture industry, connecting farmers with research-based information they need. We help people make healthier decisions, lower their risk of chronic disease, and live better lives through education in nutrition, food safety, local foods, and more. Extension's 4-H program equips thousands of youth with the confidence and skills to succeed tomorrow by meeting them where they are today.

#### *Budget Summary*

Budget	FY24-25 Actual	FY25-26 Adopted	FY26-27 Requested	FY26-27 Recommended	Change
Personnel Costs	\$405,922	\$488,044	\$18,000	\$18,000	-\$470,044
Operating Costs	\$70,327	\$84,234	\$527,348	\$446,710	\$362,476
Program Costs	\$213	-	-	-	-
Capital Outlay	-	-	-	-	-
Other	-	\$19,815	\$20,036	\$20,036	\$221
<b>Total Expenditures</b>	<b>\$476,462</b>	<b>\$592,093</b>	<b>\$565,384</b>	<b>\$484,746</b>	<b>-\$107,347</b>
<b>% Change</b>		<b>24.3%</b>	<b>-4.5%</b>	<b>-18.1%</b>	
Department Revenue	\$50,984	\$48,000	\$48,000	\$48,000	-
<b>General Fund Revenue</b>	<b>\$425,477</b>	<b>\$544,093</b>	<b>\$517,384</b>	<b>\$436,746</b>	<b>-\$107,347</b>
<b>Positions</b>	-	-	-	-	-

#### *Budget Highlights*

The FY26-27 Recommended Budget includes:

##### Expenditures

The Cooperative Extension budget is projected to decrease by 18.1% due to reducing the county match for an Expanded Food and Nutrition Education Program position and vacant Extension agent position.

##### Revenue

The Cooperative Extension revenue budget is projected to remain level with FY25-26.



### ***FY25-26 Accomplishments***

- Empowered 670 residents with financial security and food management skills while driving \$10,363 in local food procurement for the Alamance-Burlington School System through Extension-led market development and farmer outreach.
- In 2025, a total of 2,588 youth enhanced their knowledge of biological and plant sciences, while another 2,636 youth gained a deeper understanding of animals and life cycles.
- 10,599 participants gained knowledge in best management practices in landscapes, turf, and gardens, including pest (insect, weed, disease, wildlife) and soil management in 2025.
- 90 local food value chain businesses were created or supported by Extension programming or technical assistance in 2025

### ***FY26-27 Initiatives***

- Alamance 4-H will be facilitating eight summer day camps on a variety of research-based subjects
- By utilizing equipment purchased through the Golden Leaf Foundation grant, Extension will expand research efforts for local growers while hosting additional field days at Buster Sykes Farm to bolster funding and public awareness of this vital community resource.
- To accelerate farm profitability in Alamance County, Extension will provide technical expertise in grant acquisition, business planning, and market development, while strengthening the local food system through direct technical assistance for farmers and market managers alongside strategic purchasing partnerships with the Alamance-Burlington School System, preschools, and farm to preschool initiatives.
- To accelerate farm profitability in Alamance County, Extension will provide technical expertise in grant acquisition, business planning, and market development, while strengthening the local food system through direct technical assistance for farmers and market managers alongside strategic purchasing partnerships with the Alamance-Burlington School System, preschools, and farm to preschool initiatives.

### ***Horizon***

- In FY24, NC State Extension partnered with Alamance County to establish an Expanded Food & Nutrition Education (EFNEP) Program Assistant position. While initially funded by federal sources, this three-year agreement requires the County to assume 50% of the cost starting in year four to maintain the role. NC State Extension will continue to cover the remaining 50%. The program has already reached 214 residents and leveraged 302 volunteer hours, generating \$10,289 in economic value from just volunteer service hours alone. With a highly effective staff member currently in place, the program is poised to expand its outreach to more low-resource youth and families in the coming years if funding is provided by Alamance County.
- Following the retirement of Bill Kleiner, Alamance County Cooperative Extension is currently



recruiting for a County Extension Director (CED). This position is being advertised by NC State Extension and will be supported by existing funds. Once the CED role is filled and NC State Extension posts the position, Alamance County Cooperative Extension will proceed to fill a vacant Extension Agent position, also utilizing current funding. Both hires will be completed within the existing budget to ensure operational continuity.

- NC Ag Leads is a statewide initiative uniting stakeholders to address industry challenges and solidify North Carolina’s status as a national agricultural leader. To achieve this, Cooperative Extension centers are transitioning toward a specialized staffing model informed by 2022 NC Ag Census data and other county-specific ag industry data points, with a particular focus on horticulture and local food systems to better support evolving farm operations. While long-term funding is secured, county governments like Alamance County are encouraged to provide the supplemental support needed to align their centers with these specialized goals, with industry needs being reassessed every five years to ensure teams remain responsive to farmers.

### *Performance Management Goals*

**Goal 1:** Develop a strong volunteer system to support Extension Education programs.

**Objective:** Recruit and manage volunteers to assist in these programs.

	FY23-24 Actual	FY24-25 Actual	FY25-26 Adopted	FY25-26 Projected	FY26-27 Estimated
<b>Output Measure:</b> # of service hours provided by Extension volunteers.	4,399	4,399	4,100	4,300	4,399
<b>Outcome Measure:</b> Number of Alamance County youth ages 5 to 18 participating in 4-H clubs and school enrichment programs.	\$131,750	\$131,751	\$122,795	\$128,785	\$157,085



**Goal 2:** Encourage greater youth participation in the 4-H program and foster their leadership growth.

**Objective:** Help young participants develop skills in public speaking, advocacy, community service, and citizenship.

	FY23-24 Actual	FY24-25 Actual	FY25-26 Adopted	FY25-26 Projected	FY26-27 Estimated
<b>Output Measure:</b> # of young individuals participating in 4-H clubs and activities.	461	387	400	405	1333
<b>Outcome Measure:</b> Annual percent increase in the number of K-12 youth exposed to research-based knowledge and skills through 4-H outreach activities such as farm-to-school, camps, community service projects, citizenship programs, and presentations.	26%	23%	23%	25%	10%



## General Fund

### Soil Conservation

#### *Department Summary*

The Alamance Soil and Water Conservation District Board, as a governmental entity within the state, implements a thorough natural resource management program in Alamance County. This District operates without regulatory authority, focusing instead on offering information and technical support to farmers and landowners for the effective stewardship of their natural resources. Upon request, the staff assists with conservation planning, as well as the basic design, layout, and installation of Best Management Practices on agricultural land. Additionally, technical support is provided to urban residents facing soil and water drainage challenges on their properties. The District also organizes and promotes educational initiatives for both youth and adults and oversees the administration of the Farmland Preservation Program.

#### *Budget Summary*

Budget	FY24-25 Actual	FY25-26 Adopted	FY26-27 Requested	FY26-27 Recommended	Change
Personnel Costs	\$335,665	\$345,414	\$364,236	\$364,236	\$18,822
Operating Costs	\$18,343	\$26,426	\$26,169	\$26,169	-\$257
Program Costs	\$278	-	-	-	-
Capital Outlay	\$18,000	-	-	-	-
Other	\$9,888	\$251,248	\$9,024	\$192,574	-\$58,674
<b>Total Expenditures</b>	<b>\$382,175</b>	<b>\$623,088</b>	<b>\$399,429</b>	<b>\$582,979</b>	<b>-\$40,109</b>
<b>% Change</b>		<b>63.0%</b>	<b>-35.9%</b>	<b>-6.4%</b>	
Department Revenue	\$32,609	\$31,100	\$32,100	\$32,100	\$1,000
<b>General Fund Revenue</b>	<b>\$349,566</b>	<b>\$591,988</b>	<b>\$367,329</b>	<b>\$550,879</b>	<b>-\$41,109</b>
<b>Positions</b>	4.00	4.00	4.00	4.00	-

#### *Budget Highlights*

The FY26-27 Recommended Budget includes:

##### Expenditures

The Soil Conservation department expenditure budget will decrease by -6.4% in FY26-27 due to a decrease in program funding offset by county-wide increases for Cost of Living Adjustments, merit increases, and a state-mandated increase in retirement benefits.

##### Revenues

Revenues are projected to increase (+25%) in FY26-27.



***FY25-26 Accomplishments***

- We were able to permanently preserve 64.15 acres of farmland that can be used by current and future generations to produce livestock, timber, or crops. This was done in partnership with Piedmont Land Conservancy and the North Carolina Agriculture Development Farmland Trust Fund.
- We were able to plan and host the Alamance Burlington School System Teachers Leadership Academy Agriculture Day. This day is meant to show our teachers about the agriculture in our communities as well as possible jobs that their students can prepare for. This year we visited a local agriculture machinery dealer, cattle farm, pumpkin farm, and had the opportunity to show the group a drone demonstration and how they are used in farming.

***FY26-27 Initiatives***

- The Alamance County Voluntary Agriculture District Board has applied for an Agriculture Growth Zone grant. The grant is through the North Carolina Agriculture Development Farmland Trust. If awarded, these funds will be used to place farmland under a conservation easement so that it will be protected for future use.

***Horizon***

- There continues to be a shortage of funding at the State level that would assist with our current efforts in protecting farmland in the County. This ongoing shortage has us looking at other opportunities to preserve land in our County.
- It is our goal to close on another Farmland Preservation project this year.

***Performance Management Goals***

**Goal 1:** Preserve agricultural land for long-term farming.

**Objective:** Use easements, policies, and partnerships to protect land.

	FY23-24 Actual	FY24-25 Actual	FY25-26 Adopted	FY25-26 Projected	FY26-27 Estimated
<b>Output Measure:</b> # of acres of land preserved.	NEW	NEW	NEW	130	TBD
<b>Outcome Measure:</b> % increase in preserve land.	NEW	NEW	NEW	20%	TBD



**Goal 2:** Improve soil health and reduce erosion in Alamance County.

**Objective:** Encourage farmers to use the No-Till Drill to protect soil.

	FY23-24 Actual	FY24-25 Actual	FY25-26 Adopted	FY25-26 Projected	FY26-27 Estimated
<b>Output Measure:</b> # of farmers using the No-Till Drill.	NEW	NEW	NEW	22	TBD
<b>Outcome Measure:</b> % improvement in soil health and erosion reduction.	NEW	NEW	NEW	10%	TBD



This page left intentionally blank



## Health Function

Expenditure	FY24-25 Actual	FY25-26 Adopted	FY26-27 Requested	FY26-27 Recommended	% Change
Personal Health	\$11,321,370	\$10,943,189	\$10,402,292	\$9,760,446	-10.8%
Environmental Health	\$140	\$2,364,128	\$2,744,171	\$2,510,929	6.2%
WIC Program	\$909,857	\$921,005	\$1,001,165	\$1,001,165	8.7%
Dental Clinic Program	\$1,729,914	\$2,831,954	\$3,395,970	\$3,395,970	19.9%
<b>Total</b>	<b>\$13,961,282</b>	<b>\$17,060,276</b>	<b>\$17,543,598</b>	<b>\$16,668,510</b>	<b>-2.3%</b>

Revenue	FY24-25 Actual	FY25-26 Adopted	FY26-27 Requested	FY26-27 Recommended	% Change
Restricted Intergovernmental	\$6,056,605	\$5,152,109	\$5,126,207	\$5,126,207	-0.5%
Sales and Services	\$3,148,904	\$3,183,875	\$2,546,405	\$2,546,405	-20.0%
Miscellaneous	\$5,000	\$5,000	\$5,000	\$5,000	0.0%
<b>Total</b>	<b>\$9,210,509</b>	<b>\$8,340,984</b>	<b>\$7,677,612</b>	<b>\$7,677,612</b>	<b>-8.0%</b>



This page left intentionally blank



## General Fund

### Health - Behavioral Health/Substance Use

#### Department Summary

The behavioral health/substance use division of the health department provides pretrial services, behavioral and substance use services oversight, harm reduction, recovery court, and peer support. The division ensures access to care, promotes prevention programs, and reduces stigma, all in support of a healthier community.

#### Budget Summary

Budget	FY24-25 Actual	FY25-26 Adopted	FY26-27 Requested	FY26-27 Recommended	Change
Personnel Costs	\$337,370	\$502,001	\$670,204	\$507,330	\$5,329
Operating Costs	\$1,154,403	\$1,205,530	\$1,222,388	\$1,206,392	\$862
<b>Total Expenditures</b>	<b>\$1,491,773</b>	<b>\$1,707,531</b>	<b>\$1,892,592</b>	<b>\$1,713,722</b>	<b>\$6,191</b>
<b>% Change</b>		<b>14.5%</b>	<b>10.8%</b>	<b>0.4%</b>	
Department Revenue	-	-	-	-	-
<b>General Fund Revenue</b>	<b>\$1,491,773</b>	<b>\$1,707,531</b>	<b>\$1,892,592</b>	<b>\$1,713,722</b>	<b>\$6,191</b>
<b>Positions</b>	0.75	2.75	8.00	5.00	2.25

#### Budget Highlights

The FY26-27 Recommended Budget includes:

##### Expenditure

The Behavioral Health/Substance Use expenditure budget is projected to increase overall by +0.4% due to county-wide increases in merit pay and cost of living adjustment (COLA), and an increase in Operating Costs due to inflation.

#### FY25-26 Accomplishments

- Established in partnership with Alamance County Courts, District Attorney, Public Defenders, Sheriff's Office, and other community partners full implementation of recovery court.
- The Alamance County Health Department, in partnership with New Season Treatment Center added a new stop for its 'On the Road to Recovery' Mobile Medication Unit, expanding access to critical opioid treatment services for residents across Alamance County. The mobile unit provides daily dosing, intake opportunities, crisis counseling, and telehealth services.



- The department published its first annual opioid settlement report, providing a clear and transparent overview of how settlement funds were used to support local prevention, treatment, and recovery initiatives.

### ***FY26-27 Initiatives***

- Place a second public facing Narcan vending machine into operation in a high need area.
- Hold a series of community partner meetings to revisit and/or develop new strategies for future years of opioid settlement funding, incorporating current data into the evaluation and planning.
- Achieve 100 percent alignment with the "All Rise" recovery court best practice standards.
- Implement a post overdose response team with the City of Burlington.

### ***Horizon***

- Impact of Iryna's Law on pretrial services.
- Achieve accreditation for pretrial services.



## General Fund

### Health - Dental

#### *Department Summary*

The pediatric dental division of the health department provides a range of services, including cleanings, fluoride applications, oral care for infants, nutritional guidance, sealants, fillings, crowns, extractions, and comprehensive dental care for children. Additionally, the clinic offers emergency dental services for individuals aged 0 to 21 years. The Alamance County Dental Clinic operates as a self-sustaining entity and does not receive any funding from general revenue sources.

#### *Budget Summary*

Budget	FY24-25 Actual	FY25-26 Adopted	FY26-27 Requested	FY26-27 Recommended	Change
Personnel Costs	\$1,338,049	\$1,707,505	\$1,817,237	\$1,817,237	\$109,732
Operating Costs	\$339,725	\$942,543	\$1,349,003	\$1,349,003	\$406,460
Program Costs	\$8	-	-	-	-
Capital Outlay	-	-	\$40,000	\$40,000	\$40,000
Other	-	\$15,916	\$17,460	\$17,460	\$1,544
<b>Total Expenditures</b>	<b>\$1,677,782</b>	<b>\$2,665,964</b>	<b>\$3,223,700</b>	<b>\$3,223,700</b>	<b>\$557,736</b>
<b>% Change</b>		<b>58.9%</b>	<b>20.9%</b>	<b>20.9%</b>	
Department Revenue	\$4,166,860	\$2,785,954	\$3,349,970	\$3,349,970	\$564,016
<b>General Fund Revenue</b>	<b>-\$2,489,078</b>	<b>-\$119,990</b>	<b>-\$126,270</b>	<b>-\$126,270</b>	<b>-\$6,280</b>
<b>Positions</b>	16.24	17.24	17.75	17.75	0.51

#### *Budget Highlights*

The FY26-27 Recommended Budget includes:  
Expenditures & Revenue

The Dental Center expenditure & revenue budget is projected to increase overall by +0.2% with expenses projected to increase by 20.9% due to an increase in Personnel Costs (+6.4%) due to Merit Pay and Cost of Living increases as well as Operating Costs (+43.1%) due to Future Development in inflation increases. These expense increases are offset by Revenues which are projected to increase by +17.1%.

#### *FY25-26 Accomplishments*

- Developed a mobile dental outreach and services team.



- Hired a third dentist and public health dental hygienist.

***FY26-27 Initiatives***

- Continue with school based mobile dentistry services.

***Horizon***

- Conduct a five year outlook study of pediatric dentistry needs in Alamance County.
- Create a capital equipment lifecycle list and replacement plan.

***Performance Management Goals***

**Goal 1:** Dental: Ensure that operational appointments are available within 14 days or less from the date of the examination

**Objective:** Minimize the waiting period for appointments following exams, with the industry standard being 14 days.

	FY23-24 Actual	FY24-25 Actual	FY25-26 Adopted	FY25-26 Projected	FY26-27 Estimated
<b>Output Measure:</b> # of surgical patients attended to by each dentist	NEW	NEW	NEW	8	8
<b>Outcome Measure:</b> Length of time between the examination and the surgery appointments	52 days	50 days	47 days	83 days	47



## General Fund

### Health - Environmental Health

#### Department Summary

The county's environmental health division within the health department protects public health by regulating and educating on air and water quality, food safety, waste management, and hazardous materials, as required by law. Through inspections, education, and collaboration with local agencies, the division prevents pollution, ensures compliance, and promotes safe environments for residents.

#### Budget Summary

Budget	FY24-25 Actual	FY25-26 Adopted	FY26-27 Requested	FY26-27 Recommended	Change
Personnel Costs	-	\$2,139,072	\$2,428,426	\$2,263,106	\$124,034
Operating Costs	\$140	\$225,056	\$244,245	\$226,323	\$1,267
Capital Outlay	-	-	\$71,500	\$21,500	\$21,500
<b>Total Expenditures</b>	<b>\$140</b>	<b>\$2,364,128</b>	<b>\$2,744,171</b>	<b>\$2,510,929</b>	<b>\$146,801</b>
<b>% Change</b>		<b>1690978.7%</b>	<b>16.1%</b>	<b>6.2%</b>	
Department Revenue	-	\$452,025	\$452,025	\$452,025	-
<b>General Fund Revenue</b>	<b>\$140</b>	<b>\$1,912,103</b>	<b>\$2,292,146</b>	<b>\$2,058,904</b>	<b>\$146,801</b>
<b>Positions</b>	-	22.00	24.00	22.00	-

#### Budget Highlights

The FY26-27 Recommended Budget includes:

##### Expenditures

The environmental health expenditure are projected to increase +6.2% with increases in Personnel Costs (+5.8%) due to Merit Pay and Cost of Living increases as well as an increase in Operating Costs (+.6%) due to inflation offset by rightsizing current expenditures.

##### Revenue

Department Revenue's are projected to remain level with FY25-26 revenues.

#### FY25-26 Accomplishments

- Held the annual rabies vaccination clinic, providing vaccinations for approximately 200 dogs and cats.



- Held two educational classes for area realtors to provide training on selling homes with well and/or septic systems.
- Completed the scanning of all historical documents.
- Developed an internal inspections dashboard for food and lodging staff to track inspection progress and improve efficiency and completion rates.
- Worked with the county manager’s office, as well as the GIS, inspections, and planning departments, on the remodeling and implementation of the Alamance County Development Center.

***FY26-27 Initiatives***

- Collaboratively develop, with GIS, inspection, and planning departments, policies and procedures for the Alamance County Development Center with the goal of enhancing integrated and efficient customer service delivery.
- Develop and execute an education course about wells and septic systems for homeowners.

***Horizon***

- Development of a public - facing data dashboard for environmental health services and records access site.

***Performance Management Goals***

**Goal 1:** Environmental health division: Enhance customer satisfaction by ensuring prompt wastewater permitting processes

**Objective:** Achieve or surpass the improvement target within a five-week timeframe.

	FY23-24 Actual	FY24-25 Actual	FY25-26 Adopted	FY25-26 Projected	FY26-27 Estimated
<b>Output Measure:</b> # of weeks from the application submission to the permit approval	NEW	NEW	6 weeks	6.5	5
<b>Outcome Measure:</b> The monthly response rate for the environmental health survey regarding the question, "Were services delivered on time?" is "Yes." (Target is 95%)	NEW	NEW	0%	93%	95%



## General Fund

### Health - Personal Health

#### *Department Summary*

The personal health division within the health department offers essential clinical services as required by law, which encompass family planning, prenatal care, immunizations, child health services, and the investigation and response to communicable diseases. Furthermore, the division delivers behavioral health and substance use services, issues birth and death certificates, performs data analysis and quality assurance, and conducts community engagement initiatives.

#### *Budget Summary*

Budget	FY24-25 Actual	FY25-26 Adopted	FY26-27 Requested	FY26-27 Recommended	Change
Personnel Costs	\$5,044,906	\$5,758,664	\$6,070,806	\$5,598,807	-\$159,857
Operating Costs	\$2,079,775	\$1,704,426	\$2,411,060	\$2,411,059	\$706,633
Program Costs	\$653,522	\$1,637,722	\$500	\$500	-\$1,637,222
Capital Outlay	-	-	-	-	-
Other	-	\$402,425	\$254,397	\$263,421	-\$139,004
<b>Total Expenditures</b>	<b>\$7,778,203</b>	<b>\$9,503,237</b>	<b>\$8,736,763</b>	<b>\$8,273,787</b>	<b>-\$1,229,450</b>
<b>% Change</b>		<b>22.2%</b>	<b>-8.1%</b>	<b>-12.9%</b>	
Department Revenue	\$3,969,109	\$4,136,000	\$2,828,452	\$2,828,452	-\$1,307,548
<b>General Fund Revenue</b>	<b>\$3,809,094</b>	<b>\$5,367,237</b>	<b>\$5,908,311</b>	<b>\$5,445,335</b>	<b>\$78,098</b>
<b>Positions</b>	90.76	68.00	65.37	62.87	-5.13

#### *Budget Highlights*

The FY26-27 Recommended Budget includes:

##### Expenditures

The Personal Health department expenditure budget is projected to decrease overall by -10.8% with decreases in Personnel costs (-2.8%) and Program Costs (-100%) offset by increases in Operating Costs (+41.5%).

##### Revenue

The Personal Health department revenue budget is projected to decrease by -31.61% due to changes in reimbursement rates and Medicaid Cost Settlements cycles.



***FY25-26 Accomplishments***

- Achieved North Carolina local health department re accreditation with honors.
- The health department improved the efficiency of its hiring process. The streamlined steps allowed the department to extend conditional offers same day or one to two days post interview and fill some positions within 21 days.
- Completed the reorganization of the personal health services divisions to be more customer focused and aligned human services across three departments (health, FJC, and veteran services) as part of the transition to a consolidated human services agency.
- Assisted with response and recovery with emergency management during Tropical Storm Chantal and Winter Storm 2026.
- Created a quality improvement team, whose first management project was to evaluate pretrial services policies and procedures.

***FY26-27 Initiatives***

- Establish new contracts with all prepaid health plans for case management services.
- Implement a self check in kiosk.

***Performance Management Goals***

**Goal 1:** Personal Health Division: Improve timely access to care in nurse clinic

**Objective:** The objective is to reduce appointment times by two days, on average for nurse clinic services.

	FY23-24 Actual	FY24-25 Actual	FY25-26 Adopted	FY25-26 Projected	FY26-27 Estimated
<b>Output Measure:</b> Average daily blocked appointments	NEW	NEW	NEW	7	5
<b>Outcome Measure:</b> Average next available appointment for nurse clinic	3	2	0	3	2



**Goal 2:** Personal Health Division: Improve timely access to care in STD clinic

**Objective:** The objective is to have next business day appointment availability for STD clinic.

	FY23-24 Actual	FY24-25 Actual	FY25-26 Adopted	FY25-26 Projected	FY26-27 Estimated
<b>Output Measure:</b> Average daily blocked appointments	NEW	NEW	NEW	11	5
<b>Outcome Measure:</b> Average next available appointment for STD clinic	5	10	8	2	1

**Goal 3:** Personal Health Division: Improve timely access to care in family planning clinics

**Objective:** The objective is to have next available family planning appointment within two business days.

	FY23-24 Actual	FY24-25 Actual	FY25-26 Adopted	FY25-26 Projected	FY26-27 Estimated
<b>Output Measure:</b> Average daily blocked appointments	NEW	NEW	NEW	11	5
<b>Outcome Measure:</b> Average next available appointment for family planning	9	13	11	4	2

**Goal 4:** Personal Health Division: Improve timely access to care in maternal health clinic

**Objective:** The objective is to have next available maternal health revisit appointment within two business days.

	FY23-24 Actual	FY24-25 Actual	FY25-26 Adopted	FY25-26 Projected	FY26-27 Estimated
<b>Output Measure:</b> Average daily blocked appointments	NEW	NEW	NEW	2	1
<b>Outcome Measure:</b> Average next available appointment for a maternal health revisit appointment	5	5	3	3	2



**Goal 5:** Personal Health Division: Improve timely access to care in medical clinics

**Objective:** The objective is to have first maternal health visit appointment availability within one week.

	FY23-24 Actual	FY24-25 Actual	FY25-26 Adopted	FY25-26 Projected	FY26-27 Estimated
<b>Output Measure:</b> Average daily blocked appointments	NEW	NEW	NEW	2	1
<b>Outcome Measure:</b> Average next available appointment for initial maternal health visit	8	14	12	21	7



## General Fund

### Health - WIC Program

#### *Department Summary*

The women, infants, and children (WIC) division of the health department provides a specialized supplemental nutrition program aimed at women, infants, and children. This program is designed for expectant mothers, breastfeeding mothers with infants under 12 months, non-breastfeeding mothers with babies under 6 months, and children up to the age of 5. WIC offers nutrition education and medical nutrition therapy. It is important to note that WIC is a federally funded initiative and does not receive any local funding in Alamance County.

#### *Budget Summary*

Budget	FY24-25 Actual	FY25-26 Adopted	FY26-27 Requested	FY26-27 Recommended	Change
Personnel Costs	\$814,157	\$872,818	\$927,083	\$927,083	\$54,265
Operating Costs	\$95,700	\$37,849	\$61,428	\$61,428	\$23,579
Other	-	\$10,338	\$12,654	\$12,654	\$2,316
<b>Total Expenditures</b>	<b>\$909,857</b>	<b>\$921,005</b>	<b>\$1,001,165</b>	<b>\$1,001,165</b>	<b>\$80,160</b>
<b>% Change</b>		<b>1.2%</b>	<b>8.7%</b>	<b>8.7%</b>	
Department Revenue	\$938,393	\$921,005	\$1,001,165	\$1,001,165	\$80,160
<b>General Fund Revenue</b>	<b>-\$28,536</b>	<b>-</b>	<b>-</b>	<b>-</b>	<b>-</b>
<b>Positions</b>	<b>15.00</b>	<b>12.80</b>	<b>11.80</b>	<b>11.80</b>	<b>-1.00</b>

#### *Budget Highlights*

The FY26-27 Recommended Budget includes:

##### Expenditures

The Women, Infants, and Children (WIC) department expenditure budget is projected to increase +8.7% overall with increases in Personnel Costs (+6.22%) due to Merit and Cost of Living increases, Operating Costs (+62.3%) due to contracts and inflation, and Other Expenses (+22.4%) due to inflation.

##### Revenue

Department Revenue is projected to increase +8.7% through State and Federal funding.



***FY25-26 Accomplishments***

- Alamance County WIC was approved to participate in the designated farmers market nutrition program. This allowed WIC families to use their WIC benefits to access fresh, nutritious foods at selected local farmers markets.
- Incorporating a self-check kiosk, which represented an innovative approach to service delivery by introducing automation into a traditionally staff-driven process. This technology modernized front-end operations, improved workflow efficiency, and demonstrated the department’s commitment to leveraging smart solutions to meet rising demand.

***FY26-27 Initiatives***

- Fully implement secure two way texting with customers to enhance communication and service availability.

***Horizon***

- WIC is federally funded and has experienced operational challenges at times due to past federal appropriations cycles. Despite these factors, the program continued to maintain services for eligible families in Alamance County. However, uncertainty in the timing of future WIC appropriations may pose challenges for both program operations and the customers who rely on these services

***Performance Management Goals***

**Goal 1:** WIC: Identify the residents of Alamance County who qualify for WIC, as this allows them to participate in the program

**Objective:** Achieve or uphold WIC participation levels at 97% of the baseline participants designated by the state.

	FY23-24 Actual	FY24-25 Actual	FY25-26 Adopted	FY25-26 Projected	FY26-27 Estimated
<b>Output Measure:</b> # of customers served	4034	4034	3954	4181	4476
<b>Outcome Measure:</b> % of qualified customers engaged in the WIC program	100%	100%	98%	92%	97%



## Social Services Function

Expenditure	FY24-25 Actual	FY25-26 Adopted	FY26-27 Requested	FY26-27 Recommended	% Change
Social Services	\$22,663,577	\$24,957,348	\$27,286,746	\$25,087,494	0.5%
Family Justice Center	\$627,449	\$524,960	\$479,803	\$478,603	-8.8%
Domestic Violence Program	\$16	\$111,674	\$117,670	\$117,670	5.4%
Camp Hope - Fjc	\$34,598	\$40,710	\$43,660	\$43,660	7.2%
<b>Total</b>	<b>\$23,325,640</b>	<b>\$25,634,692</b>	<b>\$27,927,879</b>	<b>\$25,727,427</b>	<b>0.4%</b>

Revenue	FY24-25 Actual	FY25-26 Adopted	FY26-27 Requested	FY26-27 Recommended	% Change
Restricted Intergovernmental	\$14,777,896	\$13,845,301	\$12,670,708	\$12,511,854	-9.6%
Sales and Services	\$24,166	\$32,096	\$32,146	\$32,146	0.2%
Miscellaneous	\$1,144,853	\$134,210	\$99,160	\$99,160	-26.1%
<b>Total</b>	<b>\$15,946,915</b>	<b>\$14,011,607</b>	<b>\$12,802,014</b>	<b>\$12,643,160</b>	<b>-9.8%</b>



This page left intentionally blank



## General Fund

### Department of Social Services

#### *Department Summary*

The overall objectives of the Alamance County Department of Social Services (DSS) are that of protective, preventive, and rehabilitative services as well as reinforcing and sustaining the normal pattern of living whenever possible; promoting the general welfare and safeguarding of children, the elderly and disabled adults from abuse and neglect. The agency is a Level II agency with responsibilities for Child and Adult Protective Services, Child Support Administration, Services to Adult and Families and for determining eligibility for all of the public assistance programs including Work First, Medicaid to include Long Term Care and Special Assistance, Food and Nutritional Services, Supplemental Nutrition Assistance Program, Low Income Energy Assistance, Crisis Intervention Program and Emergency Assistance. Alamance County DSS budget funds state and federal mandated services.

#### *Budget Summary*

Budget	FY24-25 Actual	FY25-26 Adopted	FY26-27 Requested	FY26-27 Recommended	Change
Personnel Costs	\$16,226,077	\$17,978,799	\$20,486,351	\$18,311,663	\$332,864
Operating Costs	\$207,795	\$1,500,701	\$1,478,265	\$1,462,725	-\$37,976
Program Costs	\$1,429,399	\$5,085,619	\$4,869,106	\$4,869,106	-\$216,513
Capital Outlay	-	-	-	-	-
Other	-	\$392,229	\$453,024	\$444,000	\$51,771
<b>Total Expenditures</b>	<b>\$17,863,270</b>	<b>\$24,957,348</b>	<b>\$27,286,746</b>	<b>\$25,087,494</b>	<b>\$130,146</b>
<b>% Change</b>		<b>39.7%</b>	<b>9.3%</b>	<b>0.5%</b>	
Department Revenue	\$15,892,688	\$13,952,897	\$12,740,354	\$12,581,500	-\$1,371,397
<b>General Fund Revenue</b>	<b>\$1,970,583</b>	<b>\$11,004,451</b>	<b>\$14,546,392</b>	<b>\$12,505,994</b>	<b>\$1,501,543</b>
<b>Positions</b>	235.00	235.00	238.00	235.00	-

#### *Budget Highlights*

The FY26-27 Recommended Budget includes:

##### Expenditures

The Department expenditure budget will increase by 0.5% in FY26-27 due to increases for employee cost of living, merit pay, and retiree health insurance. Personnel cost increases are partially offset by decreases in expected operating and program costs.

##### Revenue

The Department revenue budget will decrease by 9.8% in FY26-27 due to reductions in federal and state funding for Food and Nutrition Services, Medicaid, and Child Welfare.



## ***FY25-26 Accomplishments***

- In FY25, DSS revenues outperformed projections and operational costs remained below target. In working with our state business liaison, an additional \$136,581 was secured which increased our final allocation drawdown to 104%.
- DSS protected vulnerable children and adults by responding to over 900 screened-in reports of abuse, neglect, and exploitation, ensuring timely safety assessments and appropriate protective interventions.
- DSS recovered and distributed critical financial support for children by collecting and distributing \$6,268,037 in child support payments, helping ensure children receive the financial support they need.
- DSS provided essential benefits to families by processing over 44,000 applications and recertifications for programs such as Food and Nutrition Services, Medicaid, Work First, Child Care Subsidy and Energy.
- DSS exceeded our state adoption goal for last fiscal year by completing 30 adoptions, currently in FY26, 27 additional adoptions have been completed.
- DSS licensed 9 new foster families in 2025.
- DSS spear-headed a successful effort to stock the DSS Crisis Closet to assist customers negatively impacted by SNAP interruptions during the Nov 2025 government shut-down. These efforts and with the assistance of community partners not only stocked our Crisis Closet but allowed for a new auxiliary Crisis Closet location for the Health Department.

## ***FY26-27 Initiatives***

- Continued focus on meeting NC Department of Health and Human Services Memorandums of Understanding requirements to promote efficiency and accuracy in service processes, directly contributing to better safety, stability and support for vulnerable populations.
- Strengthen agency readiness for federal regulation that will significantly impact Medicaid recipients and revenue by reviewing program operations, training staff, and implementing process improvements to ensure smooth transition and minimal disruption to clients and services.
- Support staff retention to maintain a stable and experienced workforce that provides consistent, high-quality services to the community.

## ***Horizon***

- SNAP admin reimbursement reduces from 50% to 25% in October 2026 (H.R. 1 Impact)
- Medicaid Work Requirements implemented in January 2027 (H.R. 1 Impact)
- Child Welfare programs to include In-Home, Foster Care, Foster Care Maintenance payments, LINKS, Foster Home Licensing, and Adoptions roll into new state-wide Child Welfare system in November 2026



## Performance Management Goals

**Goal 1:** Ensure timely response to Adult Protective Services reports to support the safety and well-being of vulnerable adults and maintain compliance with program requirements.

**Objective:** Adult Protective Services staff will initiate evaluations within required timeframes for at least 90% of Adult Protective Services reports received.

	FY23-24 Actual	FY24-25 Actual	FY25-26 Adopted	FY25-26 Projected	FY26-27 Estimated
<b>Output Measure:</b> # of reports accepted for evaluation	NEW	NEW	NEW	NEW	732
<b>Outcome Measure:</b> % completed timely	NEW	NEW	NEW	NEW	90%

**Goal 2:** Ensure Economic Services applications are processed within required timeframes to provide timely access to benefits for eligible individuals and families.

**Objective:** Process 95% of Economic Services applications within state and federal required timeframes to ensure eligible individuals and families receive timely access to benefits.

	FY23-24 Actual	FY24-25 Actual	FY25-26 Adopted	FY25-26 Projected	FY26-27 Estimated
<b>Output Measure:</b> # of applications processed	NEW	NEW	NEW	NEW	24,476
<b>Outcome Measure:</b> % of applications processed within required timeframe	NEW	NEW	NEW	NEW	95%



This page left intentionally blank



# General Fund

## Family Justice Center

### *Department Summary*

The Family Justice Center (FJC) in Alamance County, established in 2010, provides a centralized, secure location for victims of violence to access justice services and social support. It has served over 15,000 individuals through partnerships with numerous agencies, offering comprehensive assistance while addressing systemic challenges. By fostering collaboration and adapting to community needs, the FJC has improved service efficiency, enhanced case coordination, and reduced domestic violence-related homicides.

The Domestic Violence Prevention Program (DVPP) helps court-mandated individuals address abusive behaviors and adopt non-violent alternatives to intimate partner violence. Through psycho-educational groups, participants learn to recognize harmful actions, reflect on beliefs, and practice equitable, non-controlling behaviors. The program aims to break the cycle of violence, promote healthy relationships, and reduce societal costs tied to domestic abuse.

Camp HOPE America is a groundbreaking program for children and teens exposed to domestic violence, offering mentoring, trauma-informed activities, and a summer camp to foster healing and goal-setting. It equips participants with life skills, team building, and educational opportunities, aiming to break the cycle of violence and inspire confidence in their futures. In 2023, the FJC began efforts to bring Camp HOPE to Alamance, funding the initiative through fundraising rather than county resources. Camp Hope operates solely on the contributions received and does not utilize the General Fund.

### *Budget Summary*

Budget	FY24-25 Actual	FY25-26 Adopted	FY26-27 Requested	FY26-27 Recommended	Change
Personnel Costs	\$451,897	\$563,300	\$516,879	\$516,879	-\$46,421
Operating Costs	\$102,373	\$114,044	\$124,254	\$123,054	\$9,010
Program Costs	\$107,793	-	-	-	-
<b>Total Expenditures</b>	<b>\$662,063</b>	<b>\$677,344</b>	<b>\$641,133</b>	<b>\$639,933</b>	<b>-\$37,411</b>
<b>% Change</b>		<b>2.3%</b>	<b>-5.3%</b>	<b>-5.5%</b>	
Department Revenue	\$54,227	\$58,710	\$61,660	\$61,660	\$2,950
<b>General Fund Revenue</b>	<b>\$607,836</b>	<b>\$618,634</b>	<b>\$579,473</b>	<b>\$578,273</b>	<b>-\$40,361</b>
<b>Positions</b>	6.00	6.00	5.00	5.00	-1.00

### *Budget Highlights*

The FY26-27 Recommended Budget includes:

**Expenditures**

The Family Justice Center department expenditure budget will decrease by 5.5% in FY26-27 due to



the removal of 1.0 FTE for the Victim Liaison position to the grant fund and a decrease in printing costs. The decrease is partially offset by increases due to cost of living increases, merit pay, contracted services for the Camp Hope program, computer supplies, telephone & postage, and maintenance & vehicle repair.

#### Revenue

Department revenues are projected to increase due to increases in the Camp Hope program donations.

### ***FY25-26 Accomplishments***

- The FJC Elder Justice Project co-hosted an Abuse in Later Life Kickoff Event in partnership with the National Clearinghouse on Abuse in Later Life (NCALL), bringing together community professionals to strengthen awareness and response efforts.
- The FJC hosted the Institute on Strangulation Prevention, providing specialized training for prosecutors, first responders, social workers, healthcare professionals, and victim advocates on best practices for handling high-risk strangulation cases.
- Through its Camp Hope program, the FJC continued monthly mentoring events and provided 27 youth the opportunity to attend its second annual overnight summer camp. The program supports children exposed to trauma by helping them build resilience and find pathways to hope and healing.
- The Alamance County Family Justice Center, Family Abuse Services, and all local law enforcement jurisdictions were recognized as a model county for their implementation of the Lethality Assessment Protocol.

### ***FY26-27 Initiatives***

- FJC is diversifying funding streams utilizing federal and state grants to reduce the dependency on local county dollars.
- The FJC will lead a multidisciplinary team to deliver 8-hour trainings for law enforcement, victim service providers, and aging services professionals, strengthening their ability to effectively support and serve older victims.
- The FJC will re-energize and expand the VOICES (Victim/Survivor Opportunities to Impact Change by Elevating our Stories) Committee, a survivor advisory board that informs policy and program design at the Family Justice Center. Through their lived experience and advocacy, VOICES members play a critical role in helping the FJC better meet the needs of families and children impacted by violence and trauma.
- The FJC will enhance supportive programming for youth impacted by trauma, with a focus on strengthening resilience and promoting long-term healing.



**Horizon**

- Uncertainty in federal, state, and local funding streams may limit the capacity of the Family Justice Centers and core partners to maintain services and meet growing demand.
- Victims are presenting with more complex needs, including mental health concerns, substance use, housing instability, and economic insecurity. This requires a more intensive, coordinated response.
- The rise in digital stalking, harassment, and surveillance presents new safety challenges for victims and requires ongoing training and adaptation by service providers.

**Performance Management Goals**

**Goal 1:** Strengthen collaboration across diverse disciplines, including law enforcement, legal aid, victim support services, prosecution, and social services, to provide holistic assistance to clients.

**Objective:** Facilitate cross-disciplinary coordination to ensure comprehensive and integrated support for clients served by the Family Justice Center (FJC).

	FY23-24 Actual	FY24-25 Actual	FY25-26 Adopted	FY25-26 Projected	FY26-27 Estimated
<b>Output Measure:</b> # of clients served	1,296	1,300	1,300	1,400	1,450
<b>Outcome Measure:</b> Ensure that 90% of clients are connected to an average of at least two additional programs.	85%	85%	90%	95%	95%



**Goal 2:** Establish a multidisciplinary task force within the FJC comprising law enforcement officials, prosecutors, victim advocates, and service providers to enhance case coordination and ensure accountability for offenders in high-risk situations.

**Objective:** Monitor the total count of law enforcement forensic interviews carried out on-site, Elder Justice Multidisciplinary Team (MDT) case evaluations, High Risk Case Staffing sessions, and finalized appointments for High Lethality Safety Planning.

	FY23-24 Actual	FY24-25 Actual	FY25-26 Adopted	FY25-26 Projected	FY26-27 Estimated
<b>Output Measure:</b> # of occurrences of high-risk services, including those provided in collaboration with Law Enforcement. Goal: At least 52 per year.	63	60	70	70	70
<b>Outcome Measure:</b> % of clients who reported enhanced safety after utilizing FJC Services. Goal: At least 75%.	90%	80%	80%	80%	80%



## Grant Fund

### Family Justice Center

#### *Department Summary*

The Governor's Crime Commission in North Carolina offers grants to law enforcement agencies, local governments, and nonprofit organizations to support programs that prevent crime, assist victims, and improve the justice system. These grants fund violence prevention initiatives, specialized courts, crisis intervention efforts, and other criminal justice programs.

The Office on Violence Against Women (OVW), established in 1995, administers grants authorized by the Violence Against Women Act (VAWA) and subsequent legislation. These grants aim to strengthen services for victims, improve offender accountability, and develop coordinated community responses involving law enforcement, prosecutors, courts, advocates, and community organizations.

Funding comes from both state and federal sources including: Violence Against Women Act (VAWA), Abuse in Later Life (ALL), Improving Criminal Justice Response (ICJR) and the Edward Byrne Memorial Justice Assistance Grant (JAG). Grant recipients are reimbursed for approved expenses rather than receiving funds upfront.

#### *Budget Summary*

Budget	FY25-26 Adopted	FY25-26 Revised	Change	FY26-27 Requested
Personnel	\$320,195	\$336,524	\$16,329	-
Operations	\$98,248	\$93,363	-\$4,885	-
Programs	\$96,279	\$96,279	-	-
Capital Outlay	-	-	-	-
Other	-	-	-	-
<b>Total Expenditures</b>	<b>\$514,722</b>	<b>\$526,167</b>	<b>\$11,445</b>	-
<b>% Change</b>		<b>2.2%</b>		-
Department Revenue	\$514,722	\$526,167	-	-
General Fund Revenue	-	-	-	-

Positions	1.00	3.00	2.00	-
-----------	------	------	------	---

#### *Current Year Budget Highlights*

**Personnel:** Personnel changes include the addition of 1.0 Victim Liaison FTE to the grant fund and moving 1.0 Victim Liaison FTE from the general fund to the grant fund.

**Operations:** Increase in revenue and expenditures due to increased VAWA (+\$25k) and SCIP grantfunds (+\$36.7k) and the end of the previous VOCA funding (-\$50k)



### ***FY25-26 Accomplishments***

- Through the Improving Criminal Justice Response Grant, both the District Attorney's Office and Family Abuse Services were able to utilize grant funding to hire an additional staff member dedicated to serving victims of interpersonal violence within the court system. The FJC hired a Victim Liaison to work with Graham PD, Elon PD, Mebane PD, and Gibsonville PD. This position is embedded in the police departments and provides follow-up support to victims after law enforcement call-outs, connects them to essential services, and ensures they understand their rights during first appearance court proceedings.
- Utilizing VAWA grant funding, the Family Justice Center (FJC) partnered with the Alamance County Sheriff's Office (ACSO) to establish and staff a Victim Liaison position within the Domestic Violence Unit. This role provides follow-up support to victims after law enforcement call-outs, connects them to essential services, and ensures they understand their rights during first appearance court proceedings.
- The FJC Elder Justice Project co-hosted an Abuse in Later Life Kickoff Event in partnership with the National Clearinghouse on Abuse in Later Life (NCALL), bringing together community professionals to strengthen awareness and response efforts.
- The FJC hosted the Institute on Strangulation Prevention, providing specialized training for prosecutors, first responders, social workers, healthcare professionals, and victim advocates on best practices for handling high-risk strangulation cases.

### ***FY26-27 Initiatives***

- Through the Abuse in Later Life Grant, the Family Justice Center (FJC) will lead a multidisciplinary team in delivering comprehensive 8-hour trainings for law enforcement, victim service providers, and aging services professionals. These trainings are designed to strengthen participants' ability to effectively identify, support, and serve older victims of abuse.
- The Family Justice Center (FJC) will collaborate with partner agencies to establish a high-risk offender list for Alamance County. Grant deliverables include the development of a countywide strangulation protocol, a judicial bench card, and the provision of ongoing training for professionals working with victims, including law enforcement, social workers, medical personnel, court staff, and legal professionals.

### ***Horizon***

- FJC will continue to look for outside funding opportunities to strengthen response to interpersonal violence in Alamance County and reduce reliance on general fund for projects.



## Other Human Services Function

Expenditure	FY24-25 Actual	FY25-26 Adopted	FY26-27 Requested	FY26-27 Recommended	% Change
Veterans Service	\$450,895	\$490,458	\$508,214	\$505,862	3.1%
Office Of Juvenile Justice	\$572,735	\$554,925	\$554,925	\$554,925	0.0%
Home & Community Care Block Gr	\$1,303,549	\$1,313,427	\$1,270,092	\$1,270,092	-3.3%
Other Human Services	\$491,469	\$1,332,926	\$1,293,912	\$517,387	-61.2%
<b>Total</b>	<b>\$2,818,647</b>	<b>\$3,691,736</b>	<b>\$3,627,143</b>	<b>\$2,848,266</b>	<b>-22.8%</b>

Revenue	FY24-25 Actual	FY25-26 Adopted	FY26-27 Requested	FY26-27 Recommended	% Change
Restricted Intergovernmental	\$1,689,673	\$1,667,406	\$1,621,615	\$1,621,615	-2.7%
Appropriated Fund Balance	-	\$78,589	-	-	-100.0%
<b>Total</b>	<b>\$1,689,673</b>	<b>\$1,745,995</b>	<b>\$1,621,615</b>	<b>\$1,621,615</b>	<b>-7.1%</b>



This page left intentionally blank



## General Fund

### Veteran Services Department

#### *Department Summary*

Veteran Services conducts interviews and provides counseling to veterans and their dependents to assess their eligibility for VA benefits. The department is responsible for preparing and processing applications for both federal VA and North Carolina veterans' benefits. It collects and compiles necessary documentary evidence to support veterans in their claims to the VA. Additionally, it prepares and processes formal appeals to the VA by analyzing case statements, researching relevant VA laws and regulations, and formulating appeals for submission to the Board of Veterans Appeals. Follow-up inquiries are conducted on all pending claims to ensure efficient processing. The team reviews and interprets medical records related to disability claims to verify whether the evidence substantiates benefit claims. Monthly activity reports are prepared and maintained, and coordination of activities and events within the veteran community is facilitated.

#### *Budget Summary*

Budget	FY24-25 Actual	FY25-26 Adopted	FY26-27 Requested	FY26-27 Recommended	Change
Personnel Costs	\$425,039	\$458,121	\$473,149	\$473,149	\$15,028
Operating Costs	\$25,856	\$25,445	\$26,629	\$24,277	-\$1,168
Other	-	\$6,892	\$8,436	\$8,436	\$1,544
<b>Total Expenditures</b>	<b>\$450,895</b>	<b>\$490,458</b>	<b>\$508,214</b>	<b>\$505,862</b>	<b>\$15,404</b>
<b>% Change</b>		<b>8.8%</b>	<b>3.6%</b>	<b>3.1%</b>	
Department Revenue	\$20,562	\$2,126	-	-	-\$2,126
<b>General Fund Revenue</b>	<b>\$430,333</b>	<b>\$488,332</b>	<b>\$508,214</b>	<b>\$505,862</b>	<b>\$17,530</b>
<b>Positions</b>	5.00	5.00	5.00	5.00	-

#### *Budget Highlights*

The FY26-27 Recommended Budget includes:

##### Expenditures

The Veteran Services department expenditure budget will increase by 3.1% in FY26-27 due to merit pay and cost of living adjustments (COLA). The increase is partially offset by small decreases to travel, insurance & bonds, dues & subscriptions, and community project line items.

##### Revenue

The Veteran Services department revenue budget is decreasing due to the expected expiration of state funding.



***FY25-26 Accomplishments***

- Successfully planned and executed a Vietnam Veterans breakfast, honoring local veterans and fostering strong inter-community engagement and appreciation.
- Successfully coordinated and delivered a well-attended, community-supported Veterans' Day parade in November, demonstrating strong partnership, planning, and public engagement.
- Successfully coordinated the Memorial Day event honoring Alamance County Veterans who passed away over the past year.
- Veterans in Alamance County received \$169,184,510.22 in federal VA benefits and services, supporting their health, wellbeing, and economic stability. These dollars go directly to veterans, but they also generate a positive economic impact for our community as those funds may be spent locally.

***FY26-27 Initiatives***

- Conduct a comprehensive quality improvement review of operational processes to ensure customers are served promptly, efficiently, and with a high standard of care.
- Increase community outreach and engagement with veterans and veteran organizations to strengthen the coordination of support for veterans across Alamance County.

***Horizon***

- Veteran Services Department move to Human Services Campus (Suite E. 319 Graham Hopedale Road).

***Performance Management Goals***

**Goal 1:** Timely access to enhance direct customer support.

**Objective:** To enhance customer service efficiency, the Veteran Services Department aims to have next available appointments to see a service officer on average less than 2 weeks.

	FY23-24 Actual	FY24-25 Actual	FY25-26 Adopted	FY25-26 Projected	FY26-27 Estimated
<b>Output Measure:</b> Total number of veterans served.	NEW	NEW	NEW	NEW	9500
<b>Outcome Measure:</b> Percentage of appointments scheduled on average 2 weeks or less.	NEW	NEW	NEW	NEW	90%



**Goal 2:** Improve direct customer availability.

**Objective:** Ensure efficient processes to achieve customer satisfaction.

	FY23-24 Actual	FY24-25 Actual	FY25-26 Adopted	FY25-26 Projected	FY26-27 Estimated
<b>Output Measure:</b> walk in/appointment availability each month (Target 165 monthly)	NEW	NEW	NEW	NEW	1980
<b>Outcome Measure:</b> Achieve greater than or equal to 95% Strongly Agree or Agree responses to the customer service survey question: The wait time to see a VSO was acceptable.	NEW	NEW	NEW	NEW	95%



This page left intentionally blank



## General Fund

### Non-Departmental Human Services

#### Department Summary

Non-Departmental Human Services include funding for pass-through non-profits and organizations that expand the reach of Alamance County in the area of health and human services. State Home and Community Care Block Grant (HCCBG) funding in addition to county general funds supports these programs.

#### Budget Summary

Budget	FY24-25 Actual	FY25-26 Adopted	FY26-27 Requested	FY26-27 Recommended	Change
Program Costs	\$1,303,549	\$1,313,427	\$1,270,092	\$1,270,092	-\$43,335
<b>Total Expenditures</b>	<b>\$1,303,549</b>	<b>\$1,313,427</b>	<b>\$1,270,092</b>	<b>\$1,270,092</b>	<b>-\$43,335</b>
<b>% Change</b>		<b>0.8%</b>	<b>-3.3%</b>	<b>-3.3%</b>	
Department Revenue	\$1,224,958	\$1,313,427	\$1,191,173	\$1,191,173	-\$122,254
<b>General Fund Revenue</b>	<b>\$78,591</b>	<b>-</b>	<b>\$78,919</b>	<b>\$78,919</b>	<b>\$78,919</b>
<b>Positions</b>	<b>-</b>	<b>-</b>	<b>-</b>	<b>-</b>	<b>-</b>

#### Budget Highlights

The FY26-27 Recommended Budget includes:

Non-Departmental - Human Services expenditure and revenue decreases are due to the expected decreases in grant funding.

FY26-27 Expenditure Budget Includes:

Alamance County Meals on Wheels: \$566,190

In-Home Aide: \$309,964

Adult Day Care Friendship Center: \$83,046

Alamance Eldercare: \$107,476

Alamance County Transportation Authority (ACTA): \$203,416

FY26-27 Revenue Budget Includes:

HCCBG Grant Funding: \$1,191,173

County Match: \$78,589

Note: General Fund Revenue shows as an increase for FY26-27 due to budgeting the required county match within the appropriated fund balance budget this year.



This page left intentionally blank



## Education Function

---

Expenditures	FY24-25 Actual	FY25-26 Adopted	FY26-27 Requested	FY26-27 Recommended	% Change
Alamance-Burlington School Sys	\$58,860,253	\$58,927,351	\$68,975,000	\$64,383,876	9.3%
Alamance Community College	\$5,413,822	\$5,413,822	\$6,118,117	\$5,517,822	1.9%
<b>Total</b>	<b>\$64,274,075</b>	<b>\$64,341,173</b>	<b>\$75,093,117</b>	<b>\$69,901,698</b>	<b>8.6%</b>

Revenue	FY24-25 Actual	FY25-26 Adopted	FY26-27 Requested	FY26-27 Recommended	% Change
Restricted Intergovernmental	\$570,102	\$800,000	\$2,340,000	\$2,340,000	192.5%
<b>Total</b>	<b>\$570,102</b>	<b>\$800,000</b>	<b>\$2,340,000</b>	<b>\$2,340,000</b>	<b>192.5%</b>



This page left intentionally blank



## General Fund

### Alamance-Burlington School System

#### *Department Summary*

Alamance County provides Current Expense (operating) and Repair and Maintenance (recurring capital outlay) funding support for Alamance-Burlington School System (ABSS) as part of the annual operating budget adoption process. Operational assessments and requests are made yearly by ABSS, while capital funding support is determined by the County's Capital Improvement Plan. Funding for School Resources Officers is included in the Current Expense allocation.

County spending on debt-financed ABSS capital projects is identified on the Debt Service summary page.

#### *Budget Summary*

Budget	FY24-25 Actual	FY25-26 Adopted	FY26-27 Requested	FY26-27 Recommended	Change
Education - Capital	\$4,963,000	\$4,820,500	\$7,010,000	\$4,820,500	-
Current Expense	\$53,327,151	\$53,306,851	\$61,165,000	\$58,763,376	\$5,456,525
Fines and Forfeiture	\$570,102	\$800,000	\$800,000	\$800,000	-
<b>Total Expenditures</b>	<b>\$58,860,253</b>	<b>\$58,927,351</b>	<b>\$68,975,000</b>	<b>\$64,383,876</b>	<b>\$5,456,525</b>
<b>% Change</b>		<b>0.1%</b>	<b>17.1%</b>	<b>9.3%</b>	
Department Revenue	\$570,102	\$800,000	\$2,340,000	\$2,340,000	\$1,540,000
<b>General Fund Revenue</b>	<b>\$58,290,151</b>	<b>\$58,127,351</b>	<b>\$66,635,000</b>	<b>\$62,043,876</b>	<b>\$3,916,525</b>
<b>Positions</b>	-	-	-	-	-

#### *Budget Highlights*

The FY26-27 Recommended Budget includes:

##### Expenditures

Current Expense funding for the Alamance-Burlington School System (ABSS) will increase by 10.2% over the FY25-26 Adopted Budget and 2.7% over the FY25-26 Revised Budget in FY26-27 due to using a standard funding formula tied to the Employment Cost Index for Elementary and Secondary Schools by the U.S Bureau of Labor and Statistics, which is referenced in state statute NCGS 115C. Level funding for School Resource Officers is included in the Current Expense calculation at \$1,300,000.

Although Average Daily Membership (ADM) for ABSS is estimated to decrease in FY26-27 by 212 students (25,242 total ADM including Charter Schools), the FY26-27 Per Pupil Expense (based on Current Expense only and including Charter School enrollment) will increase \$171.76 over FY25-26 to \$2,423.14.



Capital Outlay funding for ongoing Repairs and Maintenance for ABSS will remain level with FY25-26 at \$4,820,500.

School Fines and Forfeitures funding will remain level with FY25-26 at \$800,000 based on fines and forfeitures revenue as received through the NC courts system.



## General Fund

### Alamance Community College

#### *Department Summary*

Alamance County provides operational and capital outlay funding support for Alamance Community College (ACC) as part of the annual operating budget adoption process. Operational assessments and requests are made yearly by ACC, while capital funding support is determined by the County's Capital Improvement Plan.

County spending on debt-financed ACC capital projects is identified on the Debt Service summary page.

#### *Budget Summary*

Budget	FY24-25 Actual	FY25-26 Adopted	FY26-27 Requested	FY26-27 Recommended	Change
Education - Capital	\$536,000	\$536,000	\$640,000	\$640,000	\$104,000
Current Expense	\$4,877,822	\$4,877,822	\$5,478,117	\$4,877,822	-
<b>Total Expenditures</b>	<b>\$5,413,822</b>	<b>\$5,413,822</b>	<b>\$6,118,117</b>	<b>\$5,517,822</b>	<b>\$104,000</b>
<b>% Change</b>		<b>0.0%</b>	<b>13.0%</b>	<b>1.9%</b>	
Department Revenue	-	-	-	-	-
<b>General Fund Revenue</b>	<b>\$5,413,822</b>	<b>\$5,413,822</b>	<b>\$6,118,117</b>	<b>\$5,517,822</b>	<b>\$104,000</b>
<b>Positions</b>	-	-	-	-	-

#### *Budget Highlights*

The FY26-27 Recommended Budget includes:

##### Expenditures

Current Expense funding for Alamance Community College (ACC) will remain level with current year funding in FY26-27.

Capital Outlay funding for ACC will increase by 19.4% (\$104,000) over the FY25-26 Adopted budget due to the need for additional utility and maintenance funding for the newly opened Public Safety Training Center.



This page left intentionally blank



## Culture and Recreation Function

Expenditure	FY24-25 Actual	FY25-26 Adopted	FY26-27 Requested	FY26-27 Recommended	% Change
Library	\$3,676,637	\$3,983,284	\$4,211,681	\$4,156,681	4.4%
Parks Administration	\$2,865,084	\$2,753,454	\$887,454	\$812,019	-70.5%
Parks Operations	-	-	\$1,555,953	\$1,432,819	-
Parks Programs	-	-	\$743,550	\$670,297	-
Culture & Recreation-Other	\$240,660	-	-	-	-
<b>Total</b>	<b>\$6,782,381</b>	<b>\$6,736,738</b>	<b>\$7,398,638</b>	<b>\$7,071,816</b>	<b>5.0%</b>

Revenue	FY24-25 Actual	FY25-26 Adopted	FY26-27 Requested	FY26-27 Recommended	% Change
Restricted Intergovernmental	\$255,027	\$275,000	\$275,000	\$275,000	0.0%
Sales and Services	\$92,542	\$89,400	\$100,750	\$100,750	12.7%
Miscellaneous	\$184,899	\$115,600	\$64,750	\$64,750	-44.0%
Sale of Surplus Property	\$328	-	-	-	-
<b>Total</b>	<b>\$532,796</b>	<b>\$480,000</b>	<b>\$440,500</b>	<b>\$440,500</b>	<b>-8.2%</b>



This page left intentionally blank



## General Fund

### Library

#### *Department Summary*

Alamance County Public Libraries include four facilities and two mobile units. Locations include May Memorial Library, North Park Library, Graham Public Library, Mebane Public Library, the BookMARK, and the Mobile Library. The libraries' collections include books, magazines, CDs, DVDs, books on CD, downloadable books and audiobooks, streaming resources, tablets, hotspots, and more that are checked out over 450,000 times each year.

Alamance County Public Libraries enjoys over 300,000 visitors annually and offer a variety of services and programs for all ages. Some examples for adults include Book Clubs, exercise and mindfulness classes, computer classes, job and career skills, GED classes, one-on-one instructional appointments, and genealogy services. Programs such as Storytimes, Book Clubs, STEM and crafting clubs, and more are offered for children of all ages regularly. Programs are offered regularly for daycares, with after-school programs, care facilities, community centers, and more. Additionally, the library provides access to over 147 databases for research and life enrichment.

The Library system offers 24/7 access to wi-fi and the ability pick up library materials anytime of the day and night through the 24/7 Pick-Up lockers for those who work irregular schedules. Other library services include free meeting room spaces, free private study rooms, computers, hotspots, an accessible website, an easy-to-use app, affordable photocopying, fax, and printing services, and dedicated staff interested in providing resources and assistance to the community.

#### *Budget Summary*

Budget	FY24-25 Actual	FY25-26 Adopted	FY26-27 Requested	FY26-27 Recommended	Change
Personnel Costs	\$2,915,932	\$3,215,838	\$3,450,657	\$3,425,657	\$209,819
Operating Costs	\$416,053	\$359,468	\$342,554	\$326,554	-\$32,914
Program Costs	\$57,214	\$52,000	\$40,000	\$40,000	-\$12,000
Capital Outlay	\$287,438	\$291,000	\$305,000	\$291,000	-
Other	-	\$64,978	\$73,470	\$73,470	\$8,492
<b>Total Expenditures</b>	<b>\$3,676,637</b>	<b>\$3,983,284</b>	<b>\$4,211,681</b>	<b>\$4,156,681</b>	<b>\$173,397</b>
<b>% Change</b>		<b>8.3%</b>	<b>5.7%</b>	<b>4.4%</b>	
Department Revenue	\$378,847	\$324,000	\$332,100	\$332,100	\$8,100
<b>General Fund Revenue</b>	<b>\$3,297,790</b>	<b>\$3,659,284</b>	<b>\$3,879,581</b>	<b>\$3,824,581</b>	<b>\$165,297</b>
<b>Positions</b>	49.00	42.88	42.88	42.88	-



## ***Budget Highlights***

The FY26-27 Recommended Budget includes:

### Expenditures:

The Library's expenditure budget will increase by 4.4% in FY26-27 due to cost of living adjustments, merit pay, retiree health insurance, and supplies and travel costs. The increase is partially offset by decreases to non-permanent salaries, communications, contracted services, telephone & postage, vehicle maintenance, dues & subscriptions, and training.

### Revenue:

Department revenue is projected to increase due to copier income and State Aid grant funding. The increase is partially offset by anticipated decreases in North Park Library Block Grant, and collection fees.

## ***FY25-26 Accomplishments***

- Moved and replaced the May Memorial exterior book return thanks to a large donation from a community member, providing a more convenient experience for patrons.
- Awarded a \$76,000 Digital Literacy Grant (3-year grant), which allowed us to begin circulating Chromebooks for home use through our learning initiatives and begin offering an upskilling resource called Udemy.
- Awarded a \$45,000 Library Strengthen Connection grant to pay for upgrading the wireless access point equipment.
- Added two new StoryWalk locations with Alamance Parks and Green Level Parks to promote literacy and health together through one activity.
- Celebrated 100 Years of Libraries in Alamance County.

## ***FY26-27 Initiatives***

- In FY25-26, the Library began the process of budgeting department expenses and revenues on the branch/division level. This transition will continue in the upcoming fiscal year, allowing for a more detailed and transparent budgeting process.

## ***Horizon***

- If awarded, implement the Library Services Technology grant to begin a Mobile Memory Lab program series/service to the community.
- Replace the Courier van using Gardner Trust funds.
- Explore vendors to find an all-in-one solution for public printing, copying, faxing, and scanning that is more cost-effective and/or efficient (hopefully both).
- Celebrate America 250 throughout the year.



## Performance Management Goals

**Goal 1:** Create access opportunities to the community to bridge the digital divide.

**Objective:** Bridge the digital divide by increasing the number of digital checkouts and uses.

	FY23-24 Actual	FY24-25 Actual	FY25-26 Adopted	FY25-26 Projected	FY26-27 Estimated
<b>Output Measure:</b> # of technology checkouts	882	1297	1482	1,482	1,650
<b>Outcome Measure:</b> % of change over prior year	64%	47%	20	20%	30%

**Goal 2:** Reduce barriers preventing citizens from utilizing mobile library services.

**Objective:** Increase the number of visitors to the BookMARK and Mobile Library to expand service into the community.

	FY23-24 Actual	FY24-25 Actual	FY25-26 Adopted	FY25-26 Projected	FY26-27 Estimated
<b>Output Measure:</b> # of visitors to library vehicles and events	8,059	11,215	11772	11,772	12,360
<b>Outcome Measure:</b> % of change over prior year	36%	39%	5%	5%	5%



This page left intentionally blank



## General Fund

### Recreation and Parks

#### Department Summary

Alamance Parks exists to improve the quality of life of Alamance County Citizens and each of the almost 800,000 visitors we host at our 20 parks each year. Through our parks and programs, promote conservation through recreation, encourage healthy lifestyles for children and adults, offer inclusive activities for all of our citizens, and provide access to the natural world.

#### Budget Summary

Budget	FY24-25 Actual	FY25-26 Adopted	FY26-27 Requested	FY26-27 Recommended	Change
Personnel Costs	\$1,806,065	\$1,830,181	\$2,204,175	\$1,989,428	\$159,247
Operating Costs	\$511,053	\$649,962	\$662,878	\$650,803	\$841
Program Costs	\$410,180	\$142,225	\$136,870	\$136,870	-\$5,355
Capital Outlay	\$114,787	\$50,000	\$95,000	\$50,000	-
Other	\$23,000	\$81,086	\$88,034	\$88,034	\$6,948
<b>Total Expenditures</b>	<b>\$2,865,084</b>	<b>\$2,753,454</b>	<b>\$3,186,957</b>	<b>\$2,915,135</b>	<b>\$161,681</b>
<b>% Change</b>		<b>-3.9%</b>	<b>15.7%</b>	<b>5.9%</b>	
Department Revenue	\$153,949	\$156,000	\$108,400	\$108,400	-\$47,600
<b>General Fund Revenue</b>	<b>\$2,711,136</b>	<b>\$2,597,454</b>	<b>\$3,078,557</b>	<b>\$2,806,735</b>	<b>\$209,281</b>
<b>Positions</b>	20.00	20.00	23.00	20.00	-

#### Budget Highlights

The FY26-27 Recommended Budget includes:

##### Expenditures

Department total expenditures are projected to increase from the FY25-26 Adopted Budget by +5.9% due to increases in Personnel Costs (+8.7%), Operating Costs (+0.1%), and other expenses (+8.6%), offset by Program Costs (-3.8%).

##### Revenue

Department revenues are projected to decrease (-30.5%).

Division of Forestry:

Requested: \$106,375



Calls for Fiscal Year 2025 - 5/11/26

131 Wildfires  
 186 responses total  
 97 Information & Education Events  
 5 prescribed burns totaling 114 acres  
 14 Forest Management plans written  
 8 tracts planted totaling 180 acres  
 9 shade tree (urban) assists  
 41 Forest Management Assists  
 16 tracts harvested with 41 logging inspections

### ***FY25-26 Accomplishments***

- Acquisition of +/- 800 acres of property in southern Alamance County that will be preserved as recreation lands and landfill buffer.
- Cane Creek Mountain Peach Orchard Trail Head Opening
- Completion of Renovations for B Everett Jordan Ball Field.
- Tropical Storm Chantal Cleanup and Recovery
- New Alamance Outdoor Programming
- Active Alamance App

### ***FY26-27 Initiatives***

- 2027 Comprehensive Master Plan Update
- Kick Off Renovations to the AO Athletic Park
- Grow Alamance Athletics and Alamance Outdoor Programming
- Cedarrock Park Walking Trail and Accessibility Improvements Project

### ***Horizon***

- Development of the Carolina Mill Property
- Development of the Alston Quarter Property
- Renovations to the EM Holt Athletic Park
- Continued Development of the Haw River State Trail/Mountains to Sea Trail through Alamance County and the region.



## Performance Management Goals

**Goal 1:** Improve Park Accessibility

**Objective:** Upgrade facilities for ADA compliance to ensure universal access to recreational resources.

	FY23-24 Actual	FY24-25 Actual	FY25-26 Adopted	FY25-26 Projected	FY26-27 Estimated
<b>Output Measure:</b> # of accessibility improvements completed.	NEW	NEW	NEW	5%	5%
<b>Outcome Measure:</b> Increased attendance at facilities upgraded.	NEW	NEW	NEW	5%	5%

**Goal 2:** Enhance Community Engagement

**Objective:** Increase participation in recreation programs.

	FY23-24 Actual	FY24-25 Actual	FY25-26 Adopted	FY25-26 Projected	FY26-27 Estimated
<b>Output Measure:</b> # of Programs Offered, Participation Numbers, Number of Contact Hours	NEW	NEW	NEW	5%	5%
<b>Outcome Measure:</b> Increase in participant registration.	NEW	NEW	NEW	5%	5%



This page left intentionally blank



## Debt Service and Transfers to Other Funds

### Expenditures

	FY24-25 Actual	FY25-26 Adopted	FY26-27 Requested	FY26-27 Recommended	% Change
Debt Service	\$21,438,342	\$17,450,131	\$15,477,027	\$15,477,027	-11.3%
<b>Total</b>	<b>\$21,438,342</b>	<b>\$17,450,131</b>	<b>\$15,477,027</b>	<b>\$15,477,027</b>	<b>-11.3%</b>

	FY24-25 Actual	FY25-26 Adopted	FY26-27 Requested	FY26-27 Recommended	% Change
Transfers to Other Funds	\$15,838,771	\$15,594,275	\$18,303,138	\$10,134,803	-35.0%
<b>Total</b>	<b>\$15,838,771</b>	<b>\$15,594,275</b>	<b>\$18,303,138</b>	<b>\$10,134,803</b>	<b>-35.0%</b>

### Revenue

	FY24-25 Actual	FY25-26 Adopted	FY26-27 Requested	FY26-27 Recommended	% Change
Operating Transfer In	\$5,811,638	-	-	\$440,000	-
<b>Total</b>	<b>\$5,811,638</b>	<b>-</b>	<b>-</b>	<b>\$440,000</b>	<b>-</b>



This page left intentionally blank



# General Fund

## Debt Service

### *Department Summary*

Debt Service includes the cost of installment debt used to finance the purchase of County buildings and equipment as well as existing bond debt used to finance land purchases, construction, equipment, and renovations associated with Alamance County capital projects, Alamance-Burlington School System (ABSS) capital projects, and Alamance Community College (ACC) capital projects. Debt Service payments are made using County General Funds, State Lottery Funds, and Federal Subsidies.

### *Budget Summary*

Budget	FY24-25 Actual	FY25-26 Adopted	FY26-27 Requested	FY26-27 Recommended	Change
Debt Services	\$19,288,949	\$17,450,131	\$15,477,027	\$15,477,027	-\$1,973,104
<b>Total Expenditures</b>	<b>\$19,288,949</b>	<b>\$17,450,131</b>	<b>\$15,477,027</b>	<b>\$15,477,027</b>	<b>-\$1,973,104</b>
% Change		-9.5%	-11.3%	-11.3%	
Department Revenue	-	-	-	-	-
<b>General Fund Revenue</b>	<b>\$19,288,949</b>	<b>\$17,450,131</b>	<b>\$15,477,027</b>	<b>\$15,477,027</b>	<b>-\$1,973,104</b>
<b>Positions</b>	-	-	-	-	-

### *Budget Highlights*

The FY26-27 Recommended Budget includes:

**Expenditures**

Debt Service will decrease by 11.3% in FY26-27 due to the planned expiration of existing debt.



This page left intentionally blank



# General Fund

## Transfers

### *Department Summary*

Alamance County uses transfer to other funds primarily to support large-scale capital projects. Capital plan transfers are the planned flow of resources either into Capital Reserve accounts from the General Fund, or into the General Fund from Capital Reserve accounts if not appropriated to a specific project. When the identified revenues collected in the General Fund associated with the adopted Capital Plan exceed what is to be paid in that year from the General Fund, the difference is set aside into the reserves as a source of savings and available future resources. When identified capital revenues are not sufficient to cover the year's General Fund capital expenditures, the difference is withdrawn from Capital Reserve accounts. Planning for capital plan transfers is provided by County staff who estimate the pre-identified revenues and expenditures needed in any given fiscal year over the long-term to execute the debt service obligations incurred from the issuance of bonds for education, PAY-GO capital projects, and Alamance County's capital plan.

### *Budget Summary*

Budget	FY24-25 Actual	FY25-26 Adopted	FY26-27 Requested	FY26-27 Recommended	Change
Interfund Transfers	\$15,838,771	\$15,594,275	\$18,303,138	\$10,134,803	-\$5,459,472
<b>Total Expenditures</b>	<b>\$15,838,771</b>	<b>\$15,594,275</b>	<b>\$18,303,138</b>	<b>\$10,134,803</b>	<b>-\$5,459,472</b>
<b>% Change</b>		<b>-1.5%</b>	<b>17.4%</b>	<b>-35.0%</b>	
Department Revenue	-	-	-	-	-
<b>General Fund Revenue</b>	<b>\$15,838,771</b>	<b>\$15,594,275</b>	<b>\$18,303,138</b>	<b>\$10,134,803</b>	<b>-\$5,459,472</b>
<b>Positions</b>	-	-	-	-	-

### *Budget Highlights*

The FY26-27 Recommended Budget includes:

#### Expenditures

Transfers to Other Funds will decrease in FY26-27 by 35% (-\$5,459,472) primarily due to reallocating funds from existing projects to support County Renovations and Repairs rather than using additional General Fund revenue. ABSS Capital Project funding will remain level with the FY25-26 Adopted Budget. Transfers to the Alamance Community College capital projects and capital reserve funds are also included, which aligns with the county multi-year debt model.



This page left intentionally blank



# E911 Fund

## Emergency Telephone System Fund

### Department Summary

The 911 Fund supports public safety answering points (PSAPs) across North Carolina by managing revenue from a uniform 911 service charge. The fund is administered by the N.C. 911 Board, housed within the N.C. Department of Information Technology. The board is responsible for setting service charge rates, managing the fund's revenue, and establishing procedures for disbursements.

Key facts:

**Service charge:** First set at 70 cents in January 2008; decreased to 55 cents on July 1, 2023. Adjustments are made to align revenue with PSAPs' needs.

**Disbursements:** Revenue is allocated for administrative expenses, Next Generation 911 initiatives, reimbursements to service providers, monthly distributions to primary PSAPs, and grants.

**Special conditions:** Funds are not considered state expenditures, ensuring protection from reductions or withholding by the governor. This ensures efficient resource allocation and cost recovery to sustain public safety communications infrastructure.

### Budget Summary

Budget	FY24-25 Actual	FY25-26 Adopted	FY26-27 Requested	FY26-27 Recommended	Change
Program Costs	\$616,170	\$527,788	\$586,269	\$586,269	\$58,481
Capital Outlay	-	-	-	-	-
Other	\$113,171	-	-	-	-
Interfund Transfers	-	-	-	-	-
<b>Total Expenditures</b>	<b>\$729,340</b>	<b>\$527,788</b>	<b>\$586,269</b>	<b>\$586,269</b>	<b>\$58,481</b>
<b>% Change</b>		<b>-27.6%</b>	<b>11.1%</b>	<b>11.1%</b>	
Department Revenue	\$192,304	\$527,788	\$586,269	\$586,269	\$58,481
<b>General Fund Revenue</b>	<b>\$537,037</b>	-	-	-	-
<b>Positions</b>	-	-	-	-	-

### Budget Highlights

The FY26-27 Recommended Budget includes:

Expenditures & Revenue

The Emergency Telephone System Fund expenditure and revenue budget will increase by +11% due to the expected increase in state funding.



This page left intentionally blank



# Tourism Development Authority Fund

## Tourism Development Authority

### Department Summary

The purpose of the Tourism Development Authority Board is to oversee the distribution of the occupancy tax in Alamance County to further the development of travel and tourism throughout the county. The Occupancy Tax in Alamance County, authorized by the General Statute in 1988, follows a specific allocation process. After a 3% administrative fee is retained by the County, 1/3 of the remaining collection is directed by the County Commission to support agencies promoting tourism and visitation. The remaining 2/3 is allocated to the Community Visitor's Bureau (CVB) for local tourism development.

### Budget Summary

Budget	FY24-25 Actual	FY25-26 Adopted	FY26-27 Requested	FY26-27 Recommended	Change
Personnel Costs	\$171,696	\$181,083	\$268,644	\$268,644	\$87,561
Operating Costs	\$550,380	\$760,303	\$817,300	\$817,300	\$56,997
Capital Outlay	-	-	-	-	-
Other	\$94,654	\$99,500	\$99,500	\$99,500	-
<b>Total Expenditures</b>	<b>\$816,730</b>	<b>\$1,040,886</b>	<b>\$1,185,444</b>	<b>\$1,185,444</b>	<b>\$144,558</b>
<b>% Change</b>		<b>27.4%</b>	<b>13.9%</b>	<b>13.9%</b>	
Department Revenue	\$1,027,837	\$1,040,886	\$1,185,444	\$1,185,444	\$144,558
General Fund Revenue	-\$211,107	-	-	-	-

<b>Positions</b>	2.00	2.00	3.00	3.00	1.00
------------------	------	------	------	------	------

### Budget Highlights

The FY26-27 Recommended Budget includes:

#### Expenditures

Department expenditures are projected to increase overall 13.9% with increases in Personnel Costs (+48.4%) due to a new position within the department, Operating costs (+7.5%), and Other Expenses remaining level with FY25-26.

#### Revenues

Department Revenues are provided through Alamance County Occupancy Taxes rather than General Fund; and are projected to increase +13.9%.



### ***FY25-26 Accomplishments***

- Completed the Visit Alamance Strategic Plan - 10 year plan.
- Completed our designation as a Trail Town through Outdoor NC (Visit NC).
- Applied and received a America 250 NC grant on behalf of the Alamance Battleground and Studio One for the Snow Camp Outdoor Theater.
- Partnered with Visit NC to develop PBS's Travels with Darley: North Carolina Revolutionary Road Trip. Initially aired in the first quarter of 2025.
- Onboarded with the NC Ale Trail by Rail through the NC Beer Guild and NC By Train.
- Sponsored Fishing University's Spring 2025 fishing episode in Alamance County.
- Promotional video and B-roll creation through Visit NC.
- Revised grant policy for marketing & promotion as well as sponsorships.
- Pilot scavenger program in Mebane with the intention to further develop in other areas.
- As the America 250 NC Alamance County representative, coordinated our local NC Flag Challenge with local schools.

### ***FY26-27 Initiatives***

- Complete a refresh on the Visit Alamance brand.
- Work on new website refresh.
- Develop tourism asset inventory as foundation for product development planning.
- Hire a Marketing/Communication Coordinator to support the bureau.

### ***Horizon***

- Website accessibility requirements and enhancements, Search Engine Optimization (SEO) and content scaling / Brand storytelling and identity refinement.
- Marketing & growth opportunities through media and local partnerships.



## Landfill Department

### Landfill Department

#### *Department Summary*

The Landfill Department provides waste disposal services for the county's industrial, commercial, and residential sectors. It receives yard waste, scrap tires, white goods, and recyclables and provides for proper disposal as well as enforces the county's solid waste and recycling ordinances. It also manages contracts related to waste and recycling franchises.

#### *Budget Summary*

Budget	FY24-25 Actual	FY25-26 Adopted	FY26-27 Requested	FY26-27 Recommended	Change
Personnel Costs	\$2,016,446	\$2,035,320	\$2,141,981	\$2,141,981	\$106,661
Operating Costs	\$2,825,025	\$3,179,680	\$2,524,245	\$2,942,504	-\$237,176
Capital Outlay	\$1,641,069	\$11,591,843	\$3,022,500	\$3,022,500	-\$8,569,343
Other	-	-	\$43,944	\$43,944	\$43,944
<b>Total Expenditures</b>	<b>\$6,482,540</b>	<b>\$16,806,843</b>	<b>\$7,732,670</b>	<b>\$8,150,929</b>	<b>-\$8,655,914</b>
<b>% Change</b>		<b>159.3%</b>	<b>-54.0%</b>	<b>-51.5%</b>	
Department Revenue	\$7,901,107	\$16,806,843	\$7,732,670	\$8,150,929	-\$8,655,914
<b>General Fund Revenue</b>	<b>-\$1,418,567</b>	-	-	-	-
<b>Positions</b>	24.00	24.00	24.00	24.00	-

#### *Budget Highlights*

The FY26-27 Recommended Budget includes:

##### Expenditures

The Landfill expenditure budget will decrease by 51.5 % in FY26-27 due to a large decrease in capital outlay investments for equipment replacements and land acquisition, as well as decreases in contracted services costs, equipment maintenance costs, and other operating expenses. This decrease will be partially offset by increases for cost of living and merit personnel costs, as well as the increased cost of retiree health insurance.

##### Revenue

The Landfill revenue budget will decrease by approximately \$8.7M due to a reduction in appropriated fund balance use in FY26-27.



### ***FY25-26 Accomplishments***

- Phase 6, Cell 1A Construction and PTO - The site began operation in the new cell February 2025 upon successful completion of construction and receipt of new Permit to Operate
- Scale Improvement Project Bid - Planning and design of the scale improvement project was completed, and project is out for Bid. This project will enhance the facility entrance with an emphasis on safety and efficiency. Recycle and small-scale vehicles will be separated from commercial and larger vehicles. Scale operations will allow for more efficient processing of incoming waste vs. recycle loads.

### ***FY26-27 Initiatives***

- Compliance Tracking - In order to ensure compliance with facility permits, policies and procedures, we will look to implement an industry specific compliance tracking system such as Comply Station. This will allow for proper and thorough review of facility permits and plans, reminders to be set up for when tasks are coming due, documentation of inspections and completed tasks to be stored for efficient retrieval.
- Rock Crushing - The facility has an abundance of rock onsite that is stored from past construction projects and continues to be uncovered during normal soil borrow operations for the daily cover needs of the landfill operation. This material could be crushed to a usable size for landfill operational roads, thereby reducing the dependency of stone that is purchase from an offsite rock quarry. An additional benefit would be allowing for the site to extend the life of the borrow area, retrieving additional soils and prevent the need for expanding to new locations for soil needs.

### ***Horizon***

- Single Stream Recycle - The facility is in the process of converting its existing baler operation into a single stream recycling operation with the use of compactors and will haul commingled recycle materials to offsite for further processing at a permitted Material Recovery Facility (MRF). This operation will streamline the collection of recycle material and make it more convenient for the citizens of the County to recycle materials. This conversion will also reduce the overall operating cost of the recycle collection operation by reducing the number of man-hours and equipment required for the baler operation.
- Waterline Extension - A waterline extension will be installed for residential homes near the closed Swepsonville landfill facility to connect to a clean municipal water source supplied by the City of Graham and Town of Swepsonville. This is being completed as a result of the discovery of PFAS in the detection wells at the closed Swepsonville landfill facility.



## Performance Management Goals

**Goal 1:** Improve Annual Utilization Factor (Compaction Rate)

**Objective:** Increase landfill compaction rate YOY to maximize the number of tons placed in airspace and reduce the number of cubic yards of permitted airspace consumed annually.

	FY23-24 Actual	FY24-25 Actual	FY25-26 Adopted	FY25-26 Projected	FY26-27 Estimated
<b>Output Measure:</b> Annual Utilization Factor in lbs/cy	NEW	NEW	1620 lbs/cy	1650 lbs/cy	1680 lbs/cy
<b>Outcome Measure:</b> YOY % increase in lbs/cy	NEW	NEW	NEW	2%	4%

**Goal 2:** Workforce Training

**Objective:** Develop a training matrix and increase the number of industry related training hours documented per staff member annually. Our training focus will be on safety and landfill operations. The matrix will establish training topics covered and define and measure safety/compliance incidents. Success will be measured by a reduction in the number of incidents per training hours administered.

	FY23-24 Actual	FY24-25 Actual	FY25-26 Adopted	FY25-26 Projected	FY26-27 Estimated
<b>Output Measure:</b> Documented training hours annually (x 23 staff)	NEW	NEW	NEW	276 hrs	317 hrs
<b>Outcome Measure:</b> % Reduction of safety/compliance incidents per training hour	NEW	NEW	NEW	10%	15%



This page left intentionally blank



# Indigent Trust Fund

## Department of Social Services

### *Department Summary*

Alamance County Department of Social Services (DSS) has responsibilities around Representative Payee services as well as managing monies and assets of those in the custody or guardianship of the department. As a Representative Payee, DSS is responsible for providing funds for the current and future needs of the individuals.

### *Budget Summary*

Budget	FY24-25 Actual	FY25-26 Adopted	FY26-27 Requested	FY26-27 Recommended	Change
Program Costs	\$1,686,571	\$1,590,000	\$1,590,000	\$1,590,000	-
<b>Total Expenditures</b>	<b>\$1,686,571</b>	<b>\$1,590,000</b>	<b>\$1,590,000</b>	<b>\$1,590,000</b>	-
<b>% Change</b>		<b>-5.7%</b>	<b>0.0%</b>	<b>0.0%</b>	
Department Revenue	\$1,909,866	\$1,590,000	\$1,590,000	\$1,590,000	-
<b>General Fund Revenue</b>	<b>-\$223,295</b>	-	-	-	-
<b>Positions</b>	-	-	-	-	-

### *Budget Highlights*

The FY26-27 Recommended Budget includes:  
 The Indigent Trust Fund budget will remain flat for FY26-27.



This page left intentionally blank



# Employee Insurance Fund

## Employee Insurance

### Department Summary

Program Revenues consist of health, dental, and life insurance premiums paid by employers for current and retired employees, as well as premiums paid by employees or retirees.

The current Fund Balance is \$5,539,154 per Schedule H-1 of fiscal year 2024-2025 audited financial statements.

### Budget Summary

Budget	FY24-25 Actual	FY25-26 Adopted	FY26-27 Requested	FY26-27 Recommended	Change
Operating Costs	\$16,118,957	\$15,167,697	\$15,171,263	\$15,183,263	\$15,566
Capital Outlay	-	-	-	-	-
Other	-	-	-	-	-
<b>Total Expenditures</b>	<b>\$16,118,957</b>	<b>\$15,167,697</b>	<b>\$15,171,263</b>	<b>\$15,183,263</b>	<b>\$15,566</b>
<b>% Change</b>		<b>-5.9%</b>	<b>0.0%</b>	<b>0.1%</b>	
Department Revenue	\$14,566,761	\$15,167,697	\$15,167,697	\$15,183,263	\$15,566
<b>General Fund Revenue</b>	<b>\$1,552,196</b>	-	<b>\$3,566</b>	-	-
<b>Positions</b>	-	-	-	-	-

### Budget Highlights

The FY26-27 Recommended Budget includes:  
Expenditures and Revenue

The Employee Insurance Fund is projected to increase .1% from the FY25-26 budget year.

### FY26-27 Initiatives

- Maintain a Fund Balance Formula of 20% of total fund expenditures for FY26-27 to maintain a healthy fund balance while reducing the annual county contribution unspent.



This page left intentionally blank



# Workers Compensation Fund

## Workers' Compensation Fund

### Department Summary

Program Revenues consist of premiums paid by the appropriate departments within the General Fund. The current Fund Balance is \$1,018,133 per Schedule H-1 of the fiscal year 2024-25 audited financial statements.

### Budget Summary

Budget	FY24-25 Actual	FY25-26 Adopted	FY26-27 Requested	FY26-27 Recommended	Change
Personnel Costs	\$102,009	\$103,680	\$109,976	\$109,976	\$6,296
Operating Costs	\$1,341,402	\$1,189,934	\$1,180,256	\$1,184,434	-\$5,500
<b>Total Expenditures</b>	<b>\$1,443,411</b>	<b>\$1,293,614</b>	<b>\$1,290,232</b>	<b>\$1,294,410</b>	<b>\$796</b>
<b>% Change</b>		<b>-10.4%</b>	<b>-0.3%</b>	<b>0.1%</b>	
Department Revenue	\$1,319,120	\$1,293,614	\$1,294,410	\$1,294,410	\$796
<b>General Fund Revenue</b>	<b>\$124,291</b>	<b>-</b>	<b>-\$4,178</b>	<b>-</b>	<b>-</b>
<b>Positions</b>	<b>1.00</b>	<b>1.00</b>	<b>1.00</b>	<b>1.00</b>	<b>-</b>

### Budget Highlights

The FY26-27 Recommended Budget includes:

#### Expenditures

The Worker's Compensation Fund will see a 0.1% increase over FY25-26 due to minor personnel increases for merit pay and cost of living increase.

#### Revenue

The Worker's Compensation Fund will see a matching 0.1% increase over FY25-26 as premiums are anticipated to be almost level.



This page left intentionally blank



## CIP Information

### What is a Capital Improvement Plan?

A Capital Improvement Plan (CIP) contains all the individual capital projects, equipment purchases, and major studies for a local government, in conjunction with construction and completion schedules, and in consort with financing plans. Just as a business owner must continually plan for upkeep and expansion as the business grows, the Capital Improvement Plan provides a working blueprint for sustaining and improving the community's required infrastructures as the county population and development grows. It coordinates strategic planning, financial capacity, and physical development. A CIP stands at the epicenter of a government's Management, Maintenance, and Finance teams.

The CIP is a working document that is reviewed and updated annually to reflect changing community needs, priorities, and funding opportunities to ensure that the infrastructure exists to advance the community's strategic and long-term goals and objectives efficiently and with minimal impact on the taxpayer.

A CIP has two parts – a capital budget and a capital program. The capital budget is the upcoming year's spending plan for capital items. The capital program is a plan for capital expenditures that extends typically five to ten years beyond the capital budget.

### **Benefits of the Capital Program**

A long-term capital program has many benefits derived from its organized approach to planning projects. The program provides a systematic evaluation of all potential projects at the same time and serves to stabilize debt service payments and reduce borrowing costs through consolidated issuance. Benefits include:

- Eliminating duplication of project requests and enabling joint planning efforts
- Establishing a system of annual examination and prioritization of County needs
- Focusing attention on community goals and objectives
- Identifying appropriate project financing and construction schedules
- Providing a basis for the formulation of bond issues, borrowing programs, or other revenue-producing measures
- Encouraging efficient government administration
- Bridging the gap between the day-to-day operations of County Government and the County's long-range development goals



## **The Capital Improvement Plan (CIP):**

The CIP includes all capital projects for five years and forecasted spending. The plan is based on the “physical needs” of the County as prioritized in the Strategic Plan and by the Board of Commissioners.

The first year of the CIP is called the “Capital Budget,” which is formally adopted by the Alamance County Board of Commissioners and budgeted in the annual operating budget (and therefore authorized for expenditure). The projects included in subsequent years (i.e. years two through five) are for planning purposes only and do not receive spending authority until they become part of the Capital Budget.

## **Capital Projects:**

A Capital Project is a planned expense for a facility or physical item requiring a minimum expenditure of \$50,000 by the County, having a useful life span of 10 years or more (except for technology projects), and meeting one or more of the following definitions:

1. Involves the acquisition or construction of any physical facility for the community
2. Involves the acquisition of land or an interest in land for the community
3. Involves the acquisition or construction of public utilities
4. Involves modification to facilities, including additions to existing facilities which increase the square footage, useful life, or value of the facility

Capital maintenance or replacement projects on existing facilities, as defined below:

Capital Project Costs include all expenses directly related to the acquisition or construction of any physical facility, land parcel, or major system, such as a consultant or professional services for planning, design, survey, engineering, and construction; permit fees; site preparation; installation of utilities and infrastructure; County project management fees; and acquisition of capital equipment and durable commodities required for the constructed or acquired facility to be opened and become initially operational.

Mandated Projects are projects submitted in response to a directive/law from a government body (i.e. Local, State, or Federal Government mandate).

Current Replacement Value (CRV) is the estimated cost to replace a facility. The CRV is calculated by multiplying the current construction cost per square foot (SF) of the building times the gross square footage of the building. The square foot cost for each building is based on the actual construction costs paid in North Carolina during recent projects.



Facility Condition Index (FCI) is a means to compare the state of a facility to others. The cost of deficiencies is divided by the CRV expressed as a percentage. When percentages exceed 70%, consideration will be given to replacement rather than repair.

Funding Resources used for payment of the capital projects may include, but are not limited to:

- Annual Pay-Go (Pay-as-you-go): Funded by General Fund revenue (Sales and Property Tax); General Fund Balance, and Landfill Fees, which do not support the General Fund
- Bank Loans: Financed through a bank loan and paid back over time with General Fund revenue or dedicated Capital Reserves
- Contributions from outside sources: public/private partnerships and donations
- Designated Funds/Capital Reserve: Funds reserved from county operating revenues for capital
- Grants: Funds from foundations and/or federal and state grants
- General Obligation (GO) Bonds: Proceeds from the sale of voter authorized bonds
- Leases for equipment, vehicles, and technology (if included in the Capital Plan)
- Performance energy contracts
- Tourism: Funds received from the County's occupancy tax. These funds support only projects promoting tourism or travel in Alamance County.

## **Process for Preparing the Capital Plan**

The Capital Plan will be reviewed on an annual basis. The Budget Department prepares and distributes the package departments and agencies utilize to submit project requests. The planning phase begins with a detailed review of five-year needs and departmental project submissions for new projects.

Projected costs are determined using historical or current costs for similar projects based on engineering or architectural estimates when available. No assumption is made for the annual escalation of project costs. Project cost estimates should be comprehensive and are included in the following phases:

- Land and Site Preparation
- Construction
- Furnishings, Fixture, and Equipment (FF&E)
- Hardware/Software
- Project Management and Other



### **Financial Management:**

The Capital Plan is developed to be consistent with approved County financial policies.

### **Projections of Revenues and Debt Service:**

To implement a more realistic plan of projects in the next five-year period, County staff provides the review committee with a forecast of revenues anticipated to be available and expected debt service costs needed to support CIP projects.



## Fund Descriptions

### **General Fund**

The General Fund is used to account for resources traditionally associated with the government which is not required legally or by sound financial management to be accounted for in another fund.

### **School Capital Project Fund**

Accounts for resources budgeted on a multi-year basis by project for capital project needs by the local K-12 school system.

### **Schools Capital Reserve Fund**

Accounts for resources held in reserve for capital projects needed by the local K-12 school system.

### **Alamance Community College Capital Projects Fund**

Accounts for proceeds budgeted on a multi-year basis by project for capital project needs by the local Community College system.

### **Alamance Community College Capital Reserve Fund**

Accounts for resources held in reserve for capital projects needed by the local Community College.

### **County Buildings Capital Projects Fund**

Accounts for proceeds budgeted on a multi-year basis by project for capital project needs for the County and Courts.

### **County Buildings Capital Reserve Fund**

Accounts for proceeds held in reserve for construction projects needed by the County and Courts.

### **Landfill Fund**

Accounts for the user charges, fees, and all operating costs associated with the operation of the landfill facilities of the County. This fund also accounts for all capital projects financed by solid waste proceeds.



This page left intentionally blank

## RECOMMENDED FUNDING SCHEDULE

### All Funds Summary

Funds	FY25-26 Revised	FY26-27 Recommend	FY27-28 Recommend	FY28-29 Recommend	FY29-30 Recommend	FY30-31 Recommend	FY27-31 Total
<b>Project Costs</b>							
Alamance-Burlington School System	\$ 9,400,000	\$ 9,400,000	\$ 9,400,000	\$ 9,400,000	\$ 9,400,000	\$ 9,400,000	\$ 47,000,000
Alamance Community College	\$ -	\$ 585,407	\$ 300,000	\$ 300,000	\$ 300,000	\$ 300,000	\$ 1,785,407
Alamance County	\$ 17,344,477	\$ 10,118,127	\$ 16,063,816	\$ 10,852,801	\$ 10,559,223	\$ 10,554,732	\$ 58,148,699
<b>Total Project Costs</b>	<b>\$ 26,744,477</b>	<b>\$ 20,103,534</b>	<b>\$ 25,763,816</b>	<b>\$ 20,552,801</b>	<b>\$ 20,259,223</b>	<b>\$ 20,254,732</b>	<b>\$ 106,934,106</b>

Revenue							
American Rescue Plan Act (ARPA) Interest	\$ 1,179,894	\$ 258,125	\$ 258,125	\$ -	\$ -	\$ -	\$ 516,250
Appropriated Fund Balance	\$ 9,581,843	\$ -	\$ -	\$ -	\$ -	\$ -	\$ -
Appropriated Retained Earnings - Landfill	\$ -	\$ 1,000,000	\$ -	\$ -	\$ -	\$ -	\$ 1,000,000
County Buildings Capital Reserve	\$ -	\$ 2,008,745	\$ 2,124,352	\$ 1,231,157	\$ 2,710,000	\$ 1,200,000	\$ 9,274,254
General Fund Transfer	\$ 15,352,508	\$ 10,080,410	\$ 17,758,839	\$ 17,774,144	\$ 15,874,223	\$ 17,154,732	\$ 78,642,348
Grants	\$ -	\$ -	\$ 25,000	\$ 450,000	\$ -	\$ -	\$ 475,000
Installment Loan	\$ 500,000	\$ -	\$ 4,500,000	\$ -	\$ -	\$ -	\$ 4,500,000
State Capital Infrastructure Fund Interest	\$ -	\$ 4,668,754	\$ -	\$ -	\$ -	\$ -	\$ 4,668,754
Tipping Fees - Landfill	\$ 2,010,000	\$ 2,087,500	\$ 1,097,500	\$ 1,097,500	\$ 1,675,000	\$ 1,900,000	\$ 7,857,500
<b>Total Revenue</b>	<b>\$ 26,744,477</b>	<b>\$ 20,103,534</b>	<b>\$ 25,763,816</b>	<b>\$ 20,552,801</b>	<b>\$ 20,259,223</b>	<b>\$ 20,254,732</b>	<b>\$ 106,934,106</b>

**RECOMMENDED FUNDING SCHEDULE**  
**Alamance-Burlington School System (ABSS) Summary**

Project Costs	FY25-26 Revised	FY26-27 Recommend	FY27-28 Recommend	FY28-29 Recommend	FY29-30 Recommend	FY30-31 Recommend	FY27-31 Total
<b><u>Facilities Improvements</u></b>							
Roofing	\$ 2,713,500	\$ 2,775,000	\$ 3,820,000	\$ 5,029,698	\$ 5,080,000	\$ 4,845,000	\$ 21,549,698
HVAC	\$ 5,286,500	\$ 5,225,000	\$ 4,180,000	\$ 2,970,302	\$ 2,920,000	\$ 4,555,000	\$ 19,850,302
<b>Subtotal Facilities</b>	<b>\$ 8,000,000</b>	<b>\$ 8,000,000</b>	<b>\$ 8,000,000</b>	<b>\$ 8,000,000</b>	<b>\$ 8,000,000</b>	<b>\$ 9,400,000</b>	<b>\$ 41,400,000</b>
<b><u>Technology</u></b>							
Equipment	\$ 1,400,000	\$ 1,400,000	\$ 1,400,000	\$ 1,400,000	\$ 1,400,000	\$ -	\$ 5,600,000
<b>Subtotal Technology</b>	<b>\$ 1,400,000</b>	<b>\$ 1,400,000</b>	<b>\$ 1,400,000</b>	<b>\$ 1,400,000</b>	<b>\$ 1,400,000</b>	<b>\$ -</b>	<b>\$ 5,600,000</b>
<b>Total Project Costs</b>	<b>\$ 9,400,000</b>	<b>\$ 9,400,000</b>	<b>\$ 9,400,000</b>	<b>\$ 9,400,000</b>	<b>\$ 9,400,000</b>	<b>\$ 9,400,000</b>	<b>\$ 47,000,000</b>

<b>Revenue</b>							
General Fund Transfer	\$ 9,400,000	\$ 9,400,000	\$ 9,400,000	\$ 9,400,000	\$ 9,400,000	\$ 9,400,000	\$ 47,000,000
<b>Total Revenue</b>	<b>\$ 9,400,000</b>	<b>\$ 9,400,000</b>	<b>\$ 9,400,000</b>	<b>\$ 9,400,000</b>	<b>\$ 9,400,000</b>	<b>\$ 9,400,000</b>	<b>\$ 47,000,000</b>

## RECOMMENDED FUNDING SCHEDULE

### ABSS Facilities Improvements Projects Detail

Facilities Projects	FY25-26 Revised	FY26-27 Recommend	FY27-28 Recommend	FY28-29 Recommend	FY29-30 Recommend	FY30-31 Recommend	FY27-31 Total
<b>Project Costs</b>							
<b>Roofing</b>							
Alexander Wilson Elementary	\$ -	\$ 2,016,340	\$ -	\$ -	\$ -	\$ 1,635,222	\$ 3,651,562
Andrews R. (Homer) Elementary	\$ -	\$ -	\$ 2,002,642	\$ -	\$ -	\$ -	\$ 2,002,642
Central Office	\$ -	\$ -	\$ -	\$ -	\$ -	\$ 2,867,899	\$ 2,867,899
EM Holt Elementary	\$ -	\$ -	\$ -	\$ 2,843,008	\$ -	\$ -	\$ 2,843,008
EM Yoder Elementary	\$ -	\$ 758,660	\$ -	\$ -	\$ -	\$ -	\$ 758,660
Graham Middle	\$ -	\$ -	\$ -	\$ -	\$ -	\$ 341,879	\$ 341,879
Haw River Elementary	\$320,000.00	\$ -	\$ -	\$ -	\$ -	\$ -	\$ -
Newlin Elementary	\$ -	\$ -	\$ 1,817,358	\$ -	\$ -	\$ -	\$ 1,817,358
Ray Street Academy	\$ -	\$ -	\$ -	\$ 2,186,690	\$ -	\$ -	\$ 2,186,690
South Graham Elementary	\$ -	\$ -	\$ -	\$ -	\$ 3,606,768	\$ -	\$ 3,606,768
Sylvan Elementary	\$2,393,500.00	\$ -	\$ -	\$ -	\$ -	\$ -	\$ -
Turrentine Middle	\$ -	\$ -	\$ -	\$ -	\$ 1,473,232	\$ -	\$ 1,473,232
<b>Subtotal Roofing</b>	<b>\$ 2,713,500</b>	<b>\$ 2,775,000</b>	<b>\$ 3,820,000</b>	<b>\$ 5,029,698</b>	<b>\$ 5,080,000</b>	<b>\$ 4,845,000</b>	<b>\$ 21,549,698</b>
<b>HVAC</b>							
Alexander Wilson Elementary	\$ -	\$ -	\$ -	\$ -	\$ -	\$ 3,035,000	\$ 3,035,000
Andrews R. (Homer) Elementary	\$ -	\$ -	\$ -	\$ -	\$ -	\$ 700,000	\$ 700,000
Eastern High	\$ -	\$ -	\$ -	\$ 1,550,302	\$ -	\$ -	\$ 1,550,302
Eastlawn Elementary	\$ -	\$ -	\$ -	\$ 220,000	\$ -	\$ -	\$ 220,000
Elon Elementary	\$ -	\$ 200,000	\$ 4,030,000	\$ -	\$ -	\$ -	\$ 4,230,000
EM Yoder Elementary	\$ -	\$ 400,000	\$ -	\$ -	\$ -	\$ -	\$ 400,000
Graham High	\$4,180,000.00	\$ -	\$ -	\$ -	\$ -	\$ -	\$ -
Graham Middle	\$ -	\$ 700,000	\$ -	\$ -	\$ -	\$ -	\$ 700,000
Grove Park Elementary	\$ -	\$ -	\$ -	\$ -	\$ 220,000	\$ -	\$ 220,000
Haw River Elementary	\$ -	\$ 150,000	\$ -	\$ -	\$ -	\$ -	\$ 150,000
Hawfields/Garrett Shared	\$ -	\$ -	\$ -	\$ 1,200,000	\$ -	\$ -	\$ 1,200,000
South Graham Elementary	\$ -	\$ -	\$ -	\$ -	\$ -	\$ 320,000	\$ 320,000
Southern High	\$ -	\$ 3,375,000	\$ -	\$ -	\$ -	\$ -	\$ 3,375,000
Southern Middle	\$1,106,500.00	\$ 400,000	\$ -	\$ -	\$ -	\$ -	\$ 400,000
Sylvan Elementary	\$ -	\$ -	\$ 150,000	\$ -	\$ -	\$ -	\$ 150,000
Turrentine Middle	\$ -	\$ -	\$ -	\$ -	\$ -	\$ 500,000	\$ 500,000
Williams High	\$ -	\$ -	\$ -	\$ -	\$ 2,000,000	\$ -	\$ 2,000,000
Woodlawn Middle	\$ -	\$ -	\$ -	\$ -	\$ 700,000	\$ -	\$ 700,000
<b>Subtotal HVAC</b>	<b>\$ 5,286,500</b>	<b>\$ 5,225,000</b>	<b>\$ 4,180,000</b>	<b>\$ 2,970,302</b>	<b>\$ 2,920,000</b>	<b>\$ 4,555,000</b>	<b>\$ 19,850,302</b>
<b>Total Project Costs</b>	<b>\$ 8,000,000</b>	<b>\$ 8,000,000</b>	<b>\$ 8,000,000</b>	<b>\$ 8,000,000</b>	<b>\$ 8,000,000</b>	<b>\$ 9,400,000</b>	<b>\$ 41,400,000</b>

Revenue							
General Fund Transfer	\$8,000,000	\$8,000,000	\$8,000,000	\$8,000,000	\$8,000,000	\$9,400,000	\$41,400,000
<b>Total Revenue</b>	<b>\$8,000,000</b>	<b>\$8,000,000</b>	<b>\$8,000,000</b>	<b>\$8,000,000</b>	<b>\$8,000,000</b>	<b>\$9,400,000</b>	<b>\$41,400,000</b>

**RECOMMENDED FUNDING SCHEDULE****ABSS Technology Projects Detail**

Technology Projects	FY25-26 Revised	FY26-27 Recommended	FY27-28 Recommended	FY28-29 Recommended	FY29-30 Recommended	FY30-31 Recommended	FY27-31 Total
<b>Project Costs</b>							
<b>Equipment</b>							
Equipment	\$ 210,000	\$ -	\$ -	\$ -	\$ -	\$ -	\$ -
Projector Replacement	\$ 425,000	\$ 285,000	\$ -	\$ -	\$ -	\$ -	\$ 285,000
Student Laptops & Maintenance	\$ 765,000	\$ 1,115,000	\$ 1,400,000	\$ 1,400,000	\$ 1,400,000	\$ -	\$ 5,315,000
<b>Subtotal Equipment</b>	<b>\$ 1,400,000</b>	<b>\$ 1,400,000</b>	<b>\$ 1,400,000</b>	<b>\$ 1,400,000</b>	<b>\$ 1,400,000</b>	<b>\$ -</b>	<b>\$ 5,600,000</b>
<b>Total Project Costs</b>	<b>\$ 1,400,000</b>	<b>\$ 1,400,000</b>	<b>\$ 1,400,000</b>	<b>\$ 1,400,000</b>	<b>\$ 1,400,000</b>	<b>\$ -</b>	<b>\$ 5,600,000</b>
<b>Revenue</b>							
General Fund Transfer	\$ 1,400,000	\$ 1,400,000	\$ 1,400,000	\$ 1,400,000	\$ 1,400,000	\$ -	\$ 5,600,000
<b>Total Revenue</b>	<b>\$ 1,400,000</b>	<b>\$ 1,400,000</b>	<b>\$ 1,400,000</b>	<b>\$ 1,400,000</b>	<b>\$ 1,400,000</b>	<b>\$ -</b>	<b>\$ 5,600,000</b>

**RECOMMENDED FUNDING SCHEDULE****ABSS Unfunded Projects**

Facilities Projects	Budget Estimate
<b>Project Costs</b>	
Roofing - EM Yoder Elementary	\$ 120,931
Safety - Southern Middle School Security Vestibule	\$ 275,000
Safety - EM Holt Elementary Security Vestibule	\$ 200,000
Safety - Hawfields Middle Security Vestibule	\$ 150,000
Safety - Sylvan Elementary Security Vestibule	\$ 125,000
Safety - Garrett Elementary Security Vestibule	\$ 100,000
Asphalt Paving - Alexander Wilson Elementary	\$ 452,400
Asphalt Paving - Eastern High	\$ 1,860,000
Asphalt Paving - Grove Park Elementary	\$ 614,400
New School Facilities	\$ 2,000,000
<b>Total Project Costs</b>	<b>\$ 5,897,731</b>

## RECOMMENDED FUNDING SCHEDULE

## ABSS Requests

Project Costs	FY26-27 Request	FY27-28 Request	FY28-29 Request	FY29-30 Request	FY30-31 Request	FY27-31 Total
<b>Project Costs</b>						
<b>Roofing</b>						
Southern High	\$ -	\$ -	\$ -	\$ -	\$ -	\$ -
Haw River Elementary	\$ -	\$ -	\$ -	\$ -	\$ -	\$ -
BEJ Elementary	\$ -	\$ -	\$ -	\$ -	\$ -	\$ -
Western Middle	\$ -	\$ -	\$ -	\$ -	\$ -	\$ -
Western High	\$ -	\$ -	\$ -	\$ -	\$ -	\$ -
Eastern High	\$ -	\$ -	\$ -	\$ -	\$ -	\$ -
South Mebane Elementary	\$ -	\$ -	\$ -	\$ -	\$ -	\$ -
Southern Alamance Middle	\$ -	\$ -	\$ -	\$ -	\$ -	\$ -
Alexander Wilson Elementary	\$ -	\$ -	\$ -	\$ -	\$ -	\$ -
Hillcrest Elementary	\$ -	\$ -	\$ -	\$ -	\$ -	\$ -
Smith Elementary	\$ -	\$ -	\$ -	\$ -	\$ -	\$ -
Sylvan Elementary	\$ -	\$ -	\$ -	\$ -	\$ -	\$ -
Southern Alamance Middle	\$ -	\$ -	\$ -	\$ -	\$ -	\$ -
Alexander Wilson Elementary	\$ 2,016,340	\$ -	\$ -	\$ -	\$ 1,635,222	\$ 3,651,562
Turrentine Middle	\$ -	\$ -	\$ -	\$ 4,361,831	\$ -	\$ 4,361,831
EM Yoder Elementary	\$ 879,591	\$ -	\$ -	\$ -	\$ -	\$ 879,591
Ray Street Academy	\$ -	\$ -	\$ 2,186,690	\$ -	\$ -	\$ 2,186,690
South Graham Elementary	\$ -	\$ -	\$ -	\$ 3,606,768	\$ -	\$ 3,606,768
EM Holt Elementary	\$ -	\$ -	\$ 2,843,008	\$ -	\$ -	\$ 2,843,008
Andrews R. (Homer) Elementary	\$ -	\$ 2,155,456	\$ -	\$ -	\$ -	\$ 2,155,456
Woodlawn Middle	\$ -	\$ -	\$ -	\$ -	\$ -	\$ -
Newlin Elementary	\$ -	\$ 1,817,358	\$ -	\$ -	\$ -	\$ 1,817,358
Graham Middle	\$ -	\$ -	\$ -	\$ -	\$ 341,879	\$ 341,879
ABSS Bus Garage	\$ -	\$ -	\$ -	\$ -	\$ 835,167	\$ 835,167
Altamahaw-Ossipee Elementary	\$ -	\$ -	\$ -	\$ -	\$ -	\$ -
Grove Park Elementary	\$ -	\$ -	\$ -	\$ -	\$ -	\$ -
Haw River Elementary	\$ -	\$ -	\$ -	\$ -	\$ -	\$ -
Central Office	\$ -	\$ -	\$ -	\$ -	\$ 2,863,142	\$ 2,863,142
North Graham Elementary	\$ -	\$ -	\$ -	\$ -	\$ -	\$ -
<b>Subtotal Roofing</b>	\$ 2,895,931	\$ 3,972,814	\$ 5,029,698	\$ 7,968,599	\$ 5,675,410	\$ 25,542,452

## RECOMMENDED FUNDING SCHEDULE

## ABSS Requests

Project Costs	FY26-27 Request	FY27-28 Request	FY28-29 Request	FY29-30 Request	FY30-31 Request	FY27-31 Total
<b>Project Costs</b>						
<b>HVAC</b>						\$ -
Graham High	\$ -	\$ -	\$ -	\$ -		\$ -
Haw River Elementary	\$ 150,000	\$ -	\$ -	\$ -		\$ 150,000
Sylvan Elementary	\$ -	\$ 150,000	\$ -	\$ -		\$ 150,000
Southern High	\$ 3,375,000					\$ 3,375,000
EM Yoder Elementary	\$ 400,000					\$ 400,000
Graham Middle	\$ 700,000					\$ 700,000
Southern Middle	\$ 400,000					\$ 400,000
Western High	\$ 200,000	\$ 4,030,000				\$ 4,230,000
Hillcrest Elementary		\$ 700,000				\$ 700,000
Eastern High			\$ 3,230,000			\$ 3,230,000
Hawfields/Garrett Shared			\$ 1,200,000			\$ 1,200,000
Alexander Wilson Elementary					\$ 3,035,000	\$ 3,035,000
Eastlawn Elementary			\$ 220,000			\$ 220,000
Williams High and Turrentine Middle				\$ 3,400,000		\$ 3,400,000
Woodlawn Middle				\$ 700,000		\$ 700,000
Grove Park Elementary				\$ 220,000		\$ 220,000
Central Office					\$ 320,000	\$ 320,000
Andrews Elementary					\$ 700,000	\$ 700,000
South Graham Elementary					\$ 320,000	\$ 320,000
Turrentine Middle					\$ 500,000	\$ 500,000
<b>Subtotal HVAC</b>	<b>\$ 5,225,000</b>	<b>\$ 4,880,000</b>	<b>\$ 4,650,000</b>	<b>\$ 4,320,000</b>	<b>\$ 4,875,000</b>	<b>\$ 23,950,000</b>
<b>Safety</b>						\$ -
Alexander Wilson Security Vestibule	\$ -	\$ 300,000	\$ -	\$ -	\$ -	\$ 300,000
Southern Middle School Security Vestibule	\$ 275,000	\$ -	\$ -	\$ -	\$ -	\$ 275,000
Central Office Security Camera and Door Access	\$ -	\$ -	\$ -	\$ -	\$ -	\$ -
EM Holt Elementary Security Vestibule	\$ 200,000	\$ -	\$ -	\$ -	\$ -	\$ 200,000
Turrentine Middle Keyless Door Access	\$ -	\$ -	\$ -	\$ -	\$ -	\$ -
Hawfields Middle Security Vestibule	\$ 150,000	\$ -	\$ -	\$ -	\$ -	\$ 150,000
Western Middle Security Vestibule	\$ -	\$ 150,000	\$ -	\$ -	\$ -	\$ 150,000
Woodlawn Middle Security Vestibule	\$ -	\$ 150,000	\$ -	\$ -	\$ -	\$ 150,000

## RECOMMENDED FUNDING SCHEDULE

## ABSS Requests

Project Costs	FY26-27 Request	FY27-28 Request	FY28-29 Request	FY29-30 Request	FY30-31 Request	FY27-31 Total
<b>Project Costs</b>						
Graham High Security Vestibule	\$ -	\$ 150,000	\$ -	\$ -	\$ -	\$ 150,000
Western High Security Vestibule	\$ -	\$ 150,000	\$ -	\$ -	\$ -	\$ 150,000
A-O Elementary Security Vestibule	\$ -	\$ -	\$ -	\$ -	\$ -	\$ -
BEJ Elementary Security Vestibule	\$ -	\$ -	\$ -	\$ -	\$ -	\$ -
Sylvan Elementary Security Vestibule	\$ 125,000	\$ -	\$ -	\$ -	\$ -	\$ 125,000
Garrett Elementary Security Vestibule	\$ 100,000	\$ -	\$ -	\$ -	\$ -	\$ 100,000
<b>Subtotal Safety</b>	<b>\$ 850,000</b>	<b>\$ 900,000</b>	<b>\$ -</b>	<b>\$ -</b>	<b>\$ -</b>	<b>\$ 1,750,000</b>
<b>Asphalt Paving</b>						
Alexander Wilson Elementary	\$ 452,400					\$ 452,400
Eastern High	\$ 1,860,000					\$ 1,860,000
Grove Park Elementary	\$ 614,400					\$ 614,400
Broadview Middle		\$ 1,752,000				\$ 1,752,000
Haw River Elementary		\$ 339,600				\$ 339,600
North Graham Elementary		\$ 240,000				\$ 240,000
Graham Middle		\$ 744,000				\$ 744,000
Highland Elementary			\$ 1,191,600			\$ 1,191,600
Woodlawn Middle			\$ 696,000			\$ 696,000
Sellers-Gunn			\$ 732,000			\$ 732,000
Transportation			\$ 319,200			\$ 319,200
Audrey W. Garrett Elementary				\$ 1,248,000		\$ 1,248,000
Central Office				\$ 768,000		\$ 768,000
Hawfields Middle				\$ 1,276,800		\$ 1,276,800
E.M. Yoder Elementary					\$ 282,000	\$ 282,000
Graham High					\$ 663,000	\$ 663,000
Turrentine Middle					\$ 1,154,400	\$ 1,154,400
<b>Subtotal Asphalt Paving</b>	<b>\$ 2,926,800</b>	<b>\$ 3,075,600</b>	<b>\$ 2,938,800</b>	<b>\$ 3,292,800</b>	<b>\$ 2,099,400</b>	<b>\$ 14,333,400</b>
<b>New School Facilities</b>						\$ -
New School Facilities	\$ 2,000,000	\$ 50,000,000	\$ 2,000,000	\$ 75,000,000	\$ 2,000,000	\$ 131,000,000
<b>Subtotal New School Facilities</b>	<b>\$ 2,000,000</b>	<b>\$ 50,000,000</b>	<b>\$ 2,000,000</b>	<b>\$ 75,000,000</b>	<b>\$ 2,000,000</b>	<b>\$ 131,000,000</b>
<b>Total Project Costs</b>	<b>\$ 13,897,731</b>	<b>\$ 62,828,414</b>	<b>\$ 14,618,498</b>	<b>\$ 90,581,399</b>	<b>\$ 14,649,810</b>	<b>\$ 196,575,852</b>

**RECOMMENDED FUNDING SCHEDULE****Alamance Community College (ACC) Summary**

Project Costs	FY25-26 Revised	FY26-27 Recommend	FY27-28 Recommend	FY28-29 Recommend	FY29-30 Recommend	FY30-31 Recommend	FY27-31 Total
Facilities Improvements	\$ -	\$ 585,407	\$ 300,000	\$ 300,000	\$ 300,000	\$ 300,000	\$ 1,785,407
<b>Total Project Costs</b>	\$ -	\$ 585,407	\$ 300,000	\$ 300,000	\$ 300,000	\$ 300,000	\$ 1,785,407

Revenue	FY25-26 Revised	FY26-27 Recommend	FY27-28 Recommend	FY28-29 Recommend	FY29-30 Recommend	FY30-31 Recommend	FY27-31 Total
General Fund Transfer	\$ -	\$ 585,407	\$ 300,000	\$ 300,000	\$ 300,000	\$ 300,000	\$ 1,785,407
<b>Total Revenue</b>	\$ -	\$ 585,407	\$ 300,000	\$ 300,000	\$ 300,000	\$ 300,000	\$ 1,785,407

**RECOMMENDED FUNDING SCHEDULE****Alamance Community College (ACC) Summary**

Project Costs	FY25-26 Revised	FY26-27 Recommend	FY27-28 Recommend	FY28-29 Recommend	FY29-30 Recommend	FY30-31 Recommend	FY27-31 Total
<b>Facilities Improvements</b>							
Flooring Replacements	\$ -	\$ 70,000	\$ -	\$ -	\$ -	\$ -	\$ 70,000
Future Projects	\$ -	\$ -	\$ 300,000	\$ 300,000	\$ 300,000	\$ 300,000	\$ 1,200,000
Roof Replacement	\$ -	\$ 95,000	\$ -	\$ -	\$ -	\$ -	\$ 95,000
Parking Lot Repairs	\$ -	\$ 420,407	\$ -	\$ -	\$ -	\$ -	\$ 420,407
<b>Subtotal Facilities</b>	\$ -	\$ 585,407	\$ 300,000	\$ 300,000	\$ 300,000	\$ 300,000	\$ 1,785,407
<b>Total Project Costs</b>	\$ -	\$ 585,407	\$ 300,000	\$ 300,000	\$ 300,000	\$ 300,000	\$ 1,785,407

Revenue							
General Fund Transfer	\$ -	\$ 585,407	\$ 300,000	\$ 300,000	\$ 300,000	\$ 300,000	\$ 1,785,407
<b>Total Revenue</b>	\$ -	\$ 585,407	\$ 300,000	\$ 300,000	\$ 300,000	\$ 300,000	\$ 1,785,407

## RECOMMENDED FUNDING SCHEDULE

### ACC Unfunded Projects

Project Name	Budget Estimate
Dental Hygiene/Dental assisting programs, upgrades, and renovation	\$ 2,500,000
Wayfinding digital internal signage	\$ 100,000
Asphalt repair/replacement	\$ 1,650,200
Roof repair and replacement	\$ 1,000,000
Renovation of classrooms, labs, and offices on Main campus	\$ 4,000,000
Renovate A building exterior stairways	\$ 650,000
Safety-camera replacements/access controls/emergency speaker add/replace	\$ 325,000
Additional safety upgrades and ADA compliance renovations	\$ 500,000
Main, A, B buildings restroom ADA compliance renovations (22)	\$ 220,000
Upgrade fire alarm system	\$ 500,000
Flooring/carpet replacement (hallways, classrooms, offices) - campus wide	\$ 500,000
Paint/seal Main, A, B, Gee buildings Main Campus	\$ 1,000,000
Awning replacement - Main entrance and to Main building	\$ 500,000
Student dining center area addition	\$ 600,000
Back-up chiller for Powell Building	\$ 260,000
<b>Total Unfunded Projects</b>	<b>\$ 14,305,200</b>

## RECOMMENDED FUNDING SCHEDULE

## Alamance County (AC) Summary

Project Costs	FY25-26 Revised	FY26-27 Recommend	FY27-28 Recommend	FY28-29 Recommend	FY29-30 Recommend	FY30-31 Recommend	FY27-31 Total
<b>Expenditure</b>							
<b>Facilities Improvement</b>							
Facilities Management	\$ 491,891	\$ (767,079)	\$ 7,198,284	\$ 2,908,000	\$ 3,470,500	\$ 4,200,500	\$ 17,010,205
Health	\$ -	\$ 169,332	\$ -	\$ -	\$ -	\$ -	\$ 169,332
Information Technology	\$ -	\$ 383,578	\$ 173,148	\$ 206,794	\$ 231,747	\$ 4,304	\$ 999,571
Landfill	\$ 9,581,843	\$ 1,000,000	\$ -	\$ 260,000	\$ -	\$ -	\$ 1,260,000
Parks	\$ 1,422,778	\$ -	\$ 560,500	\$ 1,535,000	\$ 500,000	\$ -	\$ 2,595,500
Sheriff	\$ 196,865	\$ 578,615	\$ 744,415	\$ -	\$ -	\$ -	\$ 1,323,030
<b>Facilities Improvement Total</b>	<b>\$ 11,693,377</b>	<b>\$ 1,364,446</b>	<b>\$ 8,676,347</b>	<b>\$ 4,909,794</b>	<b>\$ 4,202,247</b>	<b>\$ 4,204,804</b>	<b>\$ 23,357,638</b>
<b>Technology</b>							
Information Technology	\$ 878,900	\$ 2,663,056	\$ 2,331,844	\$ 1,408,507	\$ 954,976	\$ 751,928	\$ 8,110,311
<b>Technology Total</b>	<b>\$ 878,900</b>	<b>\$ 2,663,056</b>	<b>\$ 2,331,844</b>	<b>\$ 1,408,507</b>	<b>\$ 954,976</b>	<b>\$ 751,928</b>	<b>\$ 8,110,311</b>
<b>Equipment</b>							
Emergency Medical Services	\$ 68,000	\$ 1,840,000	\$ 335,000	\$ 160,000	\$ 720,000	\$ 240,000	\$ 3,295,000
Landfill	\$ 2,010,000	\$ 1,787,500	\$ 1,097,500	\$ 837,500	\$ 1,525,000	\$ 1,900,000	\$ 7,147,500
Parks	\$ -	\$ -	\$ 20,000	\$ -	\$ 20,000	\$ -	\$ 40,000
Sheriff	\$ 1,128,582	\$ 258,125	\$ 258,125	\$ -	\$ -	\$ -	\$ 516,250
<b>Equipment Total</b>	<b>\$ 3,206,582</b>	<b>\$ 3,885,625</b>	<b>\$ 1,710,625</b>	<b>\$ 997,500</b>	<b>\$ 2,265,000</b>	<b>\$ 2,140,000</b>	<b>\$ 10,998,750</b>
<b>Vehicles</b>							
Emergency Medical Services	\$ 750,000	\$ 905,000	\$ 1,010,000	\$ 1,187,000	\$ 987,000	\$ 1,008,000	\$ 5,097,000
Facilities Management	\$ 59,675						
Fire Marshal	\$ 65,000						
Landfill	\$ -	\$ 300,000	\$ -	\$ -	\$ 150,000	\$ -	\$ 450,000
Parks	\$ 85,000	\$ -	\$ 35,000	\$ 50,000	\$ -	\$ 50,000	\$ 135,000
Sheriff	\$ 605,943	\$ 1,000,000	\$ 1,000,000	\$ 1,000,000	\$ 1,000,000	\$ 1,000,000	\$ 5,000,000
All	\$ -	\$ -	\$ 1,300,000	\$ 1,300,000	\$ 1,000,000	\$ 1,400,000	\$ 5,000,000
<b>Vehicles Total</b>	<b>\$ 1,565,618</b>	<b>\$ 2,205,000</b>	<b>\$ 3,345,000</b>	<b>\$ 3,537,000</b>	<b>\$ 3,137,000</b>	<b>\$ 3,458,000</b>	<b>\$ 15,682,000</b>
<b>Total Project Costs</b>	<b>\$ 17,344,477</b>	<b>\$ 10,118,127</b>	<b>\$ 16,063,816</b>	<b>\$ 10,852,801</b>	<b>\$ 10,559,223</b>	<b>\$ 10,554,732</b>	<b>\$ 58,148,699</b>
<b>Revenue</b>							
American Rescue Plan Act (ARPA)	\$ 1,179,894	\$ 258,125	\$ 258,125	\$ -	\$ -	\$ -	\$ 516,250
Appropriated Retained Earnings - Landfill	\$ 9,581,843	\$ 1,000,000	\$ -	\$ -	\$ -	\$ -	\$ 1,000,000
County Buildings Capital Reserve	\$ -	\$ 2,008,745	\$ 2,124,352	\$ 1,231,157	\$ 2,710,000	\$ 1,200,000	\$ 9,274,254
General Fund Transfer	\$ 4,072,740	\$ 95,003	\$ 8,058,839	\$ 8,074,144	\$ 6,174,223	\$ 7,454,732	\$ 29,856,941
Grants	\$ -	\$ -	\$ 25,000	\$ 450,000	\$ -	\$ -	\$ 475,000
Installment Loan	\$ 500,000	\$ -	\$ 4,500,000	\$ -	\$ -	\$ -	\$ 4,500,000
State Capital Infrastructure Fund Interest	\$ -	\$ 4,668,754	\$ -	\$ -	\$ -	\$ -	\$ 4,668,754
Tipping Fees - Landfill	\$ 2,010,000	\$ 2,087,500	\$ 1,097,500	\$ 1,097,500	\$ 1,675,000	\$ 1,900,000	\$ 7,857,500
<b>Total Revenue</b>	<b>\$ 17,344,477</b>	<b>\$ 10,118,127</b>	<b>\$ 16,063,816</b>	<b>\$ 10,852,801</b>	<b>\$ 10,559,223</b>	<b>\$ 10,554,732</b>	<b>\$ 58,148,699</b>

## RECOMMENDED FUNDING SCHEDULE

## AC Facilities Improvements Projects Detail

Project Costs	FY25-26 Revised	FY26-27 Recommend	FY27-28 Recommend	FY28-29 Recommend	FY29-30 Recommend	FY30-31 Recommend	FY27-31 Total
<b>Project Costs</b>							
<b>Facilities Improvement</b>							
<b>Facilities Management</b>							
108 S. Maple Street - Building Acquisition							
424 Rudd St. Fire Alarm	\$0	\$ 40,000	\$ 500	\$ 500	\$ 500	\$ 500	\$ 42,000
AO Ballfield Complex - Restroom Roof Replacement	\$ -	\$ -	\$ -	\$ 43,843	\$ -	\$ -	\$ 43,843
Cedarock Park - Road and Parking Lot Sealing	\$ -	\$ 48,000	\$ -	\$ -	\$ -	\$ -	\$ 48,000
Cedarock Park - Roof Replacement	\$ 77,866	\$ 47,003	\$ -	\$ 14,561	\$ -	\$ -	\$ 61,564
Civil and Office Building - Boiler Replacement	\$ 62,000	\$ -	\$ -	\$ -	\$ -	\$ -	\$ -
Civil and Office Building - Fire System Replacement	\$ 40,000	\$ -	\$ -	\$ -	\$ -	\$ -	\$ -
Communication Tower Building - Roof Replacement	\$ 54,256	\$ -	\$ -	\$ -	\$ -	\$ -	\$ -
Court Annex Building - Abatement, Floor Replacement, Roof Replacement	\$ -	\$ 177,000	\$ -	\$ -	\$ -	\$ -	\$ 177,000
Courthouse Renovations	\$ (2,700,000)	\$ (7,300,000)	\$ -	\$ -	\$ -	\$ -	\$ (7,300,000)
Development Services Building Renovations			\$ -	\$ -	\$ -	\$ -	\$ -
Eli Whitney Community Center - Roof Replacement	\$ 23,781	\$ -	\$ -	\$ -	\$ -	\$ -	\$ -
Emergency Services Center Renovations	\$ -	\$ 4,668,754	\$ -	\$ -	\$ -	\$ -	\$ 4,668,754
EMS Boone Station - Pave Parking Lot	\$ -	\$ -	\$ 50,000	\$ -	\$ -	\$ -	\$ 50,000
EMS Boone Station - Roof Coating	\$ -	\$ 73,888	\$ -	\$ -	\$ -	\$ -	\$ 73,888
EMS Graham - Pave Drive Way/Parking Lot	\$ -	\$ 100,000	\$ -	\$ -	\$ -	\$ -	\$ 100,000
EMS Main Center - Pave Parking Lot	\$ -	\$ -	\$ -	\$ 150,000	\$ -	\$ -	\$ 150,000
EMS Main Center - Replace Interior Flooring	\$ -	\$ 72,000	\$ -	\$ -	\$ -	\$ -	\$ 72,000
EMS Main Center - Roof Coating	\$ -	\$ 144,172	\$ -	\$ -	\$ -	\$ -	\$ 144,172
EMS Mebane Station - Construction	\$ 500,000	\$ -	\$ 4,500,000	\$ -	\$ -	\$ -	\$ 4,500,000
EMS Rudd Street Station - Pave Parking Lot	\$ -	\$ -	\$ 50,000	\$ -	\$ -	\$ -	\$ 50,000
EMS Rudd Street Station - Roof Coating	\$ 24,000	\$ -	\$ -	\$ -	\$ -	\$ -	\$ -
Equipment - FJC Generator Replacement	\$ -	\$ -	\$ -	\$ 12,500	\$ -	\$ -	\$ 12,500
Future Roof and HVAC Replacements	\$ -	\$ -	\$ 1,300,000	\$ 1,300,000	\$ 1,300,000	\$ 4,200,000	\$ 8,100,000
Health Dept. Bldg Exterior (old Same Day Surg, Bldg)	\$ -	\$ 100,000	\$ -	\$ -	\$ -	\$ -	\$ 100,000
HSC: Electrical Panel Upgrade	\$ -	\$ 58,000	\$ -	\$ -	\$ -	\$ -	\$ 58,000
Human Services Center - Clean, Patch, Paint Interior Walls	\$ 20,000	\$ -	\$ 15,000	\$ -	\$ -	\$ -	\$ 15,000
Human Services Center - DSS New Signage and Installation and Painting	\$ 81,000	\$ 70,000	\$ 70,000	\$ -	\$ -	\$ -	\$ 140,000
Human Services Center - DSS Replace Carpet and Paint 20 Offices	\$ 40,000	\$ 40,000	\$ 40,000	\$ 40,000	\$ 40,000	\$ -	\$ 160,000
Human Services Center - HVAC Replacement Phase II	\$ 330,000	\$ -	\$ -	\$ -	\$ -	\$ -	\$ -
Human Services Center - Replace Clinic Vinyl with LVP	\$ 158,466	\$ -	\$ -	\$ -	\$ -	\$ -	\$ -
Human Services Center Chiller House - Roof Replacement	\$ 139,125	\$ -	\$ -	\$ -	\$ -	\$ -	\$ -
New Board of Elections Building - Building Acquisition							\$ -
Pleasant Grove Storage Building	\$ -	\$ -	\$ 98,000	\$ -	\$ -	\$ -	\$ 98,000
Public Defender Building - Roof Replacement	\$ -	\$ 480,646	\$ -	\$ -	\$ -	\$ -	\$ 480,646
Sheriff Storage Building - Roof Coating	\$ 46,368	\$ -	\$ -	\$ -	\$ -	\$ -	\$ -
Various Buildings - Emergency Repairs	\$ 896,936	\$ 200,000	\$ 240,000	\$ 280,000	\$ 320,000	\$ -	\$ 1,040,000
Various Buildings - HVAC Replacements	\$ 469,099	\$ 213,458	\$ 834,784	\$ 1,066,596	\$ 1,810,000	\$ -	\$ 3,924,838
Various County Buildings - ADA Upfits	\$ 20,000	\$ -	\$ -	\$ -	\$ -	\$ -	\$ -
Window Sealant/Water Intrusion	\$ 208,994	\$ -	\$ -	\$ -	\$ -	\$ -	\$ -
<b>Total Facilities Management Projects</b>	\$ 491,891	\$ (767,079)	\$ 7,198,284	\$ 2,908,000	\$ 3,470,500	\$ 4,200,500	\$ 17,010,205
<b>Health</b>	\$ -	\$ -	\$ -	\$ -	\$ -	\$ -	\$ -
Human Services Center - Health Security Door Installation	\$ -	\$ 169,332	\$ -	\$ -	\$ -	\$ -	\$ 169,332
<b>Total Health Projects</b>	\$ -	\$ 169,332	\$ -	\$ -	\$ -	\$ -	\$ 169,332

## RECOMMENDED FUNDING SCHEDULE

### AC Facilities Improvements Projects Detail

Project Costs	FY25-26 Revised	FY26-27 Recommend	FY27-28 Recommend	FY28-29 Recommend	FY29-30 Recommend	FY30-31 Recommend	FY27-31 Total
<b>Project Costs</b>							
<b>Information Technology</b>	\$ -	\$ -	\$ -	\$ -	\$ -	\$ -	\$ -
Office Space Renovation	\$ -	\$ 90,400	\$ -	\$ -	\$ -	\$ -	\$ 90,400
Various County Buildings - Badge Access and Security Camera Installation	\$ -	\$ 293,178	\$ 173,148	\$ 206,794	\$ 231,747	\$ 4,304	\$ 909,171
<b>Total Information Technology Projects</b>	\$ -	\$ 383,578	\$ 173,148	\$ 206,794	\$ 231,747	\$ 4,304	\$ 999,571
<b>Parks</b>	\$ -	\$ -	\$ -	\$ -	\$ -	\$ -	\$ -
Alston Quarter Phase 1 Development	\$ -	\$ -	\$ 25,000	\$ 450,000	\$ -	\$ -	\$ 475,000
AO Athletic Field - Upgrade Phase II - (Phase I funded in FY24-25 Parks Operating Budget)	\$ 650,000	\$ -	\$ -	\$ -	\$ -	\$ -	\$ -
Austin Quarter - Mountain Bike Park	\$ -	\$ -	\$ -	\$ -	\$ 500,000	\$ -	\$ 500,000
Carolina Mill - Park Improvements1	\$ 250,000	\$ -	\$ -	\$ -	\$ -	\$ -	\$ -
Cedarock Park - Accessibility Improvements2	\$ 372,278	\$ -	\$ -	\$ -	\$ -	\$ -	\$ -
Cedarock Park - Carney Post Office Restoration	\$ -	\$ -	\$ 350,000	\$ -	\$ -	\$ -	\$ 350,000
Cedarock Park - Dogpark	\$ -	\$ -	\$ 30,000	\$ -	\$ -	\$ -	\$ 30,000
Cedarock Park - Elmo's Gazebo Replacement	\$ -	\$ -	\$ 100,000	\$ -	\$ -	\$ -	\$ 100,000
Eli Whitney Community Center - 2 Pickleball Courts	\$ -	\$ -	\$ 55,500	\$ -	\$ -	\$ -	\$ 55,500
Great Bend Park - Additions	\$ -	\$ -	\$ -	\$ 460,000	\$ -	\$ -	\$ 460,000
Pleasant Grove Community Center - Playground	\$ -	\$ -	\$ -	\$ 625,000	\$ -	\$ -	\$ 625,000
Shallow Ford - Bridge Replacement	\$ 50,500	\$ -	\$ -	\$ -	\$ -	\$ -	\$ -
Troxler Park - Development1	\$ 100,000	\$ -	\$ -	\$ -	\$ -	\$ -	\$ -
<b>Total Parks Projects</b>	\$ 1,422,778	\$ -	\$ 560,500	\$ 1,535,000	\$ 500,000	\$ -	\$ 2,595,500
<b>Sheriff</b>	\$ -	\$ -	\$ -	\$ -	\$ -	\$ -	\$ -
Courthouse Cell Door Replacement	\$ -	\$ 25,851	\$ -	\$ -	\$ -	\$ -	\$ 25,851
Detention - 3rd Floor Install 7 Cell Door Coverings	\$ 60,438	\$ -	\$ -	\$ -	\$ -	\$ -	\$ -
Detention - Fire Alarm Replacement	\$ 65,311	\$ -	\$ -	\$ -	\$ -	\$ -	\$ -
Detention - Fire Suppression System Replacement	\$ -	\$ 115,000	\$ -	\$ -	\$ -	\$ -	\$ 115,000
Detention - I Block Install 3 Cell Doors	\$ 33,860	\$ -	\$ -	\$ -	\$ -	\$ -	\$ -
Detention - Install 10 Toilets in Cells	\$ 37,256	\$ -	\$ -	\$ -	\$ -	\$ -	\$ -
Detention - Jail Door Control System Replacement	\$ -	\$ 437,764	\$ 744,415	\$ -	\$ -	\$ -	\$ 1,182,179
<b>Total Sheriff Projects</b>	\$ 196,865	\$ 578,615	\$ 744,415	\$ -	\$ -	\$ -	\$ 1,323,030
<b>Total Project Costs</b>	\$ 2,111,534	\$ 364,446	\$ 8,676,347	\$ 4,649,794	\$ 4,202,247	\$ 4,204,804	\$ 22,097,638

Revenue							
American Rescue Plan Act (ARPA) Interest	\$ 208,994	\$ -	\$ -	\$ -	\$ -	\$ -	\$ -
County Buildings Capital Reserve	\$ -	\$ 1,599,704	\$ 2,124,352	\$ 1,231,157	\$ 2,710,000	\$ 1,200,000	\$ 8,865,213
General Fund Transfer	\$ 1,402,540	\$ (5,904,012)	\$ 2,026,995	\$ 2,968,637	\$ 1,492,247	\$ 3,004,804	\$ 3,588,671
Grants		\$ -	\$ 25,000	\$ 450,000	\$ -	\$ -	\$ 475,000
Installment Loan	\$ 500,000	\$ -	\$ 4,500,000	\$ -	\$ -	\$ -	\$ 4,500,000
State Capital Infrastructure Fund Interest	\$ -	\$ 4,668,754	\$ -	\$ -	\$ -	\$ -	\$ 4,668,754
<b>Total Revenue</b>	\$ 2,111,534	\$ 364,446	\$ 8,676,347	\$ 4,649,794	\$ 4,202,247	\$ 4,204,804	\$ 22,097,638

**RECOMMENDED FUNDING SCHEDULE****AC Technology Projects Detail**

Project Costs	FY25-26 Revised	FY26-27 Recommend	FY27-28 Recommend	FY28-29 Recommend	FY29-30 Recommend	FY30-31 Recommend	FY27-31 Total
<b>Project Costs</b>							
<b>Technology</b>							
<b>Software</b>							
CAMA and Tax Collections and Revenue Management Systems	\$ -	\$ 1,050,434	\$ -	\$ -	\$ -	\$ -	\$ 1,050,434
Central Permitting Replacement	\$ -	\$ -	\$ 241,147	\$ -	\$ -	\$ -	\$ 241,147
<b>Software Total</b>	\$ -	\$ 1,050,434	\$ 241,147	\$ -	\$ -	\$ -	\$ 1,291,581
<b>Equipment</b>							\$ -
FY 26-27 Critical Hardware Replacement	\$ -	\$ 1,045,622	\$ 2,090,697	\$ 1,408,507	\$ 954,976	\$ 751,928	\$ 6,251,730
Purchase of computers for Alamance County	\$ 878,900	\$ 567,000	\$ -	\$ -	\$ -	\$ -	\$ 567,000
<b>Equipment Total</b>	\$ 878,900	\$ 1,612,622	\$ 2,090,697	\$ 1,408,507	\$ 954,976	\$ 751,928	\$ 6,818,730
<b>Total Project Costs</b>	\$ 878,900	\$ 2,663,056	\$ 2,331,844	\$ 1,408,507	\$ 954,976	\$ 751,928	\$ 8,110,311

<b>Revenue</b>							
General Fund Transfer	\$ 878,900	\$ 2,663,056	\$ 2,331,844	\$ 1,408,507	\$ 954,976	\$ 751,928	\$ 8,110,311
<b>Total Revenue</b>	\$ 878,900	\$ 2,663,056	\$ 2,331,844	\$ 1,408,507	\$ 954,976	\$ 751,928	\$ 8,110,311

## RECOMMENDED FUNDING SCHEDULE

### AC Equipment and Vehicles Project Summary

Project Costs	FY25-26 Revised	FY26-27 Recommend	FY27-28 Recommend	FY28-29 Recommend	FY29-30 Recommend	FY30-31 Recommend	FY27-31 Total
<b>Expenditure</b>							
<b>EMS</b>							
Equipment							
Cardiac Monitor Replacement	\$ -	\$ 1,750,000	\$ -	\$ -	\$ -	\$ -	\$1,750,000
EMS Stretcher/Load System Replacement	\$ 68,000	\$ -	\$ 225,000	\$ 160,000	\$ 720,000	\$ 240,000	\$1,345,000
Lucas Device Replacement	\$ -	\$ 90,000	\$ -	\$ -	\$ -	\$ -	\$90,000
Mass Care Trailer	\$ -	\$ -	\$ 110,000	\$ -	\$ -	\$ -	\$110,000
<b>Equipment Total</b>	\$ 68,000	\$ 1,840,000	\$ 335,000	\$ 160,000	\$ 720,000	\$ 240,000	\$3,295,000
<b>Vehicles</b>							\$0
Ambulance Remounts	\$ -	\$ 210,000	\$ 220,000	\$ 450,000	\$ 230,000	\$ 230,000	\$1,340,000
Replacement Ambulances	\$ 600,000	\$ 620,000	\$ 640,000	\$ 660,000	\$ 680,000	\$ 700,000	\$3,300,000
Replacement Medic Unit QRVs	\$ 150,000	\$ 75,000	\$ 150,000	\$ 77,000	\$ 77,000	\$ 78,000	\$457,000
<b>Vehicles Total</b>	\$ 750,000	\$ 905,000	\$ 1,010,000	\$ 1,187,000	\$ 987,000	\$ 1,008,000	\$5,097,000
<b>EMS Total</b>	\$ 818,000	\$ 2,745,000	\$ 1,345,000	\$ 1,347,000	\$ 1,707,000	\$ 1,248,000	\$8,392,000
<b>Facilities Management</b>							
<b>Vehicles</b>							
Truck Replacement	\$ 59,675	\$ -	\$ -	\$ -	\$ -	\$ -	\$0
<b>Vehicles Total</b>	\$ 59,675	\$ -	\$ -	\$ -	\$ -	\$ -	\$0
<b>Facilities Management Total</b>	\$ 59,675	\$ -	\$ -	\$ -	\$ -	\$ -	\$0
<b>Fire Marshal</b>							
<b>Vehicles</b>							
Truck Replacement	\$ 65,000	\$ -	\$ -	\$ -	\$ -	\$ -	\$0
<b>Vehicles Total</b>	\$ 65,000	\$ -	\$ -	\$ -	\$ -	\$ -	\$ -
<b>Fire Marshal Total</b>	\$ 65,000	\$ -	\$ -	\$ -	\$ -	\$ -	\$ -
<b>Parks</b>							\$0
Equipment Replacement - 2010 Mower	\$ -	\$ -	\$ 20,000	\$ -	\$ 20,000	\$ -	\$40,000
<b>Equipment Total</b>	\$ -	\$ -	\$ 20,000	\$ -	\$ 20,000	\$ -	\$40,000
<b>Vehicles</b>							\$0
Truck Replacement	\$ 55,000	\$ -	\$ 35,000	\$ -	\$ -	\$ -	\$35,000
Sedan Replacement	\$ 30,000	\$ -	\$ -	\$ 50,000	\$ -	\$ 50,000	\$100,000
<b>Vehicles Total</b>	\$ 85,000	\$ -	\$ 35,000	\$ 50,000	\$ -	\$ 50,000	\$135,000
<b>Parks Total</b>	\$ 85,000	\$ -	\$ 55,000	\$ 50,000	\$ 20,000	\$ 50,000	\$175,000
<b>Sheriff</b>							\$0
Equipment							\$0
Detention Axon Taser 10 Lease	\$ 128,248	\$ 128,248	\$ 128,248	\$ -	\$ -	\$ -	\$256,496
Sheriff Axon Taser 10 Lease	\$ 129,877	\$ 129,877	\$ 129,877	\$ -	\$ -	\$ -	\$259,754
Detention Body Worn Cameras	\$ 271,762	\$ -	\$ -	\$ -	\$ -	\$ -	\$0
Sheriff Body Worn Cameras	\$ 441,013	\$ -	\$ -	\$ -	\$ -	\$ -	\$0
Food Grinder Teeth Replacement	\$ 18,000	\$ -	\$ -	\$ -	\$ -	\$ -	\$0
Judicial Bi-Directional Amplifiers	\$ 139,682	\$ -	\$ -	\$ -	\$ -	\$ -	\$0
<b>Equipment Total</b>	\$ 1,128,582	\$ 258,125	\$ 258,125	\$ -	\$ -	\$ -	\$516,250

## RECOMMENDED FUNDING SCHEDULE

### AC Equipment and Vehicles Project Summary

Project Costs	FY25-26 Revised	FY26-27 Recommend	FY27-28 Recommend	FY28-29 Recommend	FY29-30 Recommend	FY30-31 Recommend	FY27-31 Total
<b>Vehicles</b>							\$0
Annual Fleet Refresh	\$ 605,943	\$ 1,000,000	\$ 1,000,000	\$ 1,000,000	\$ 1,000,000	\$ 1,000,000	\$5,000,000
<b>Vehicles Total</b>	<b>\$ 605,943</b>	<b>\$ 1,000,000</b>	<b>\$ 1,000,000</b>	<b>\$ 1,000,000</b>	<b>\$ 1,000,000</b>	<b>\$ 1,000,000</b>	<b>\$5,000,000</b>
<b>Sheriff Total</b>	<b>\$ 1,734,525</b>	<b>\$ 1,258,125</b>	<b>\$ 1,258,125</b>	<b>\$ 1,000,000</b>	<b>\$ 1,000,000</b>	<b>\$ 1,000,000</b>	<b>\$5,516,250</b>
<b>All</b>							<b>\$0</b>
<b>Vehicles</b>							<b>\$0</b>
Future Vehicle Replacements	\$ -	\$ -	\$ 1,300,000	\$ 1,300,000	\$ 1,000,000	\$ 1,400,000	\$ 5,000,000
<b>Vehicles Total</b>	<b>\$ -</b>	<b>\$ -</b>	<b>\$ 1,300,000</b>	<b>\$ 1,300,000</b>	<b>\$ 1,000,000</b>	<b>\$ 1,400,000</b>	<b>\$ 5,000,000</b>
<b>All Total</b>	<b>\$ -</b>	<b>\$ -</b>	<b>\$ 1,300,000</b>	<b>\$ 1,300,000</b>	<b>\$ 1,000,000</b>	<b>\$ 1,400,000</b>	<b>\$ 5,000,000</b>
<b>Project Costs Total</b>	<b>\$ 2,762,200</b>	<b>\$ 4,003,125</b>	<b>\$ 3,958,125</b>	<b>\$ 3,697,000</b>	<b>\$ 3,727,000</b>	<b>\$ 3,698,000</b>	<b>\$ 19,083,250</b>

Revenue							
American Recovery Program Act (ARP) Transfer	\$ 970,900	\$ 258,125	\$ 258,125	\$ -	\$ -	\$ -	\$ 516,250
Capital Reserve	\$ -	\$ 409,041	\$ -	\$ -	\$ -	\$ -	\$ 409,041
General Fund Transfer	\$ 1,791,300	\$ 3,335,959	\$ 3,700,000	\$ 3,697,000	\$ 3,727,000	\$ 3,698,000	\$ 18,157,959
<b>Total Revenue</b>	<b>\$ 2,762,200</b>	<b>\$ 4,003,125</b>	<b>\$ 3,958,125</b>	<b>\$ 3,697,000</b>	<b>\$ 3,727,000</b>	<b>\$ 3,698,000</b>	<b>\$ 19,083,250</b>

**RECOMMENDED FUNDING SCHEDULE****AC Landfill Fund Summary**

Project Costs	FY25-26 Revised	FY26-27 Recommend	FY27-28 Recommend	FY28-29 Recommend	FY29-30 Recommend	FY30-31 Recommend	FY27-31 Total
<b>Project Costs</b>							
Facilities Improvement	\$ 6,000,000	\$ 1,000,000	\$ -	\$ 260,000	\$ -	\$ -	\$ 1,260,000
Equipment	\$ 2,010,000	\$ 1,787,500	\$ 1,097,500	\$ 837,500	\$ 1,525,000	\$ 1,900,000	\$ 7,147,500
Land Acquisition	\$ 3,581,843	\$ -	\$ -	\$ -	\$ -	\$ -	\$ -
Vehicles	\$ -	\$ 300,000	\$ -	\$ -	\$ 150,000	\$ -	\$ 450,000
<b>Total Project Cost</b>	<b>\$ 11,591,843</b>	<b>\$ 3,087,500</b>	<b>\$ 1,097,500</b>	<b>\$ 1,097,500</b>	<b>\$ 1,675,000</b>	<b>\$ 1,900,000</b>	<b>\$ 8,857,500</b>

Revenue							
Appropriated Retained Earnings - Landfill	\$9,581,843	\$1,000,000	\$0	\$0	\$0	\$0	\$1,000,000
Tipping Fees - Landfill	\$2,010,000	\$2,087,500	\$1,097,500	\$1,097,500	\$1,675,000	\$1,900,000	\$7,857,500
<b>Total Revenue</b>	<b>\$11,591,843</b>	<b>\$3,087,500</b>	<b>\$1,097,500</b>	<b>\$1,097,500</b>	<b>\$1,675,000</b>	<b>\$1,900,000</b>	<b>\$8,857,500</b>

## RECOMMENDED FUNDING SCHEDULE

### AC Unfunded Projects

Project Name	Budget Estimate
<b>Facilities Improvement</b>	
<b>Facilities Management</b>	
EM Holt/BEJ Athletic Fields - Upgrades Phase I and II	\$ 1,000,000
EMS Base - Carpet Replacement	\$ 50,000
Facilities Building	\$ 62,000
Register of Deeds - Bathroom ADA Retrofit	\$ 225,000
Shallow Ford - Parking Lot Expansion	\$ 97,800
<b>Facilities Management Total</b>	<b>\$ 1,434,800</b>
<b>FJC</b>	
EOC Remodel to FJC space	\$ 107,211
<b>FJC Total</b>	<b>\$ 107,211</b>
<b>Parks</b>	
Alston Quarter Phase 1 Development	\$ 25,000
EMH Ballfield Renovations, BEJ Phase 2	\$ 1,000,000
<b>Parks Total</b>	<b>\$ 1,025,000</b>
<b>Sheriff</b>	
Detention - Cell Intercoms	\$ 9,778
Detention - Cell Toilet Installation	\$ 37,256
Detention - Jail Annex Fence Upgrade	\$ 13,500
Detention - Jail Annex HVAC Unit(s)	\$ 14,120
Detention - Jail Annex Roof	\$ 75,000
Detention - Jail Floor Refinishing	\$ 70,060
Detention - Plumbing Upgrade	\$ 7,860
Detention - Jail HVAC Fence Replacement	\$ 16,376
<b>Sheriff Total</b>	<b>\$ 243,950</b>

## RECOMMENDED FUNDING SCHEDULE

## AC Unfunded Projects

Project Name	Budget Estimate
<b><u>Veteran Services</u></b>	
Crawl space draining	\$ 30,000
Suite E renovation	\$ 34,000
<b>Veteran Services Total</b>	<b>\$ 64,000</b>
<b>Facilities Improvement Total</b>	<b>\$ 2,874,961</b>
<b><u>Technology</u></b>	
<b><u>DSS</u></b>	
Software	\$ 295,000
<b>DSS Total</b>	<b>\$ 295,000</b>
<b><u>Sheriff</u></b>	
Equipment	\$ 48,214
Software	\$ 571,706
<b>Sheriff Total</b>	<b>\$ 619,920</b>
<b><u>Technology Total</u></b>	<b>\$ 914,920</b>
<b><u>Equipment</u></b>	
<b><u>Parks</u></b>	
Commercial Mower Replacement	\$ 20,000
Dump Trailer Replacement	\$ 10,000
<b>Parks Total</b>	<b>\$ 30,000</b>
<b><u>Equipment Total</u></b>	<b>\$ 30,000</b>
<b><u>Vehicles</u></b>	
<b><u>Health</u></b>	
New SUV	\$ 25,000
Replacement SUV	\$ 78,000
<b>Health Total</b>	<b>\$ 103,000</b>
<b><u>Parks</u></b>	

**RECOMMENDED FUNDING SCHEDULE****AC Unfunded Projects**

<b>Project Name</b>	<b>Budget Estimate</b>
Dump Truck Replacement	
SUV Replacement	\$ 30,000
Truck Replacement	\$ 75,000
<b>Parks Total</b>	<b>\$ 105,000</b>
<b>Vehicles Total</b>	<b>\$ 208,000</b>
<b>Grand Total</b>	<b>\$ 4,027,881</b>

## RECOMMENDED FUNDING SCHEDULE

## AC Requests

Project Costs	FY26-27 Requests	FY27-28 Requests	FY28-29 Requests	FY29-30 Requests	FY30-31 Requests	FY27-31 Total
<b>Project Costs</b>						
<b>Emergency Medical Services</b>						
Ambulance Remounts	\$ 210,000	\$ 220,000	\$ 450,000	\$ 230,000	\$ 230,000	\$ 1,340,000
Ambulance Replacements	\$ 620,000	\$ 640,000	\$ 660,000	\$ 680,000	\$ 700,000	\$ 3,300,000
Cardiac Monitor Replacement	\$ 1,750,000	\$ -	\$ -	\$ -	\$ -	\$ 1,750,000
EMS Stretcher/Load System Replacement	\$ -	\$ 225,000	\$ 160,000	\$ 720,000	\$ 240,000	\$ 1,345,000
Lucas CPR Device Replacement	\$ 90,000	\$ -	\$ -	\$ -	\$ -	\$ 90,000
Mass Care Trailer Replacement	\$ -	\$ 110,000	\$ -	\$ -	\$ -	\$ 110,000
Medic Truck Replacements	\$ 75,000	\$ 150,000	\$ 77,000	\$ 77,000	\$ 78,000	\$ 457,000
<b>Total Emergency Medical Service Projects</b>	<b>\$ 2,745,000</b>	<b>\$ 1,345,000</b>	<b>\$ 1,347,000</b>	<b>\$ 1,707,000</b>	<b>\$ 1,248,000</b>	<b>\$ 8,392,000</b>
<b>Facilities Management</b>						
424 Rudd St. Fire Alarm	\$ 40,000	\$ 500	\$ 500	\$ 500	\$ 500	\$ 42,000
AO Ballfield Complex - Restroom Roof Replacement	\$ -	\$ -	\$ 43,843	\$ -	\$ -	\$ 43,843
Cedarock Park - Road and Parking Lot Sealing	\$ 48,000	\$ -	\$ -	\$ -	\$ -	\$ 48,000
Cedarock Park - Roof Replacement	\$ 47,003	\$ -	\$ 14,561	\$ -	\$ -	\$ 61,564
Court Annex Building - Abatement, Floor Replacement, Roof Replacement	\$ 177,000	\$ -	\$ -	\$ -	\$ -	\$ 177,000
Courthouse Cell Door Replacement	\$ 25,851	\$ -	\$ -	\$ -	\$ -	\$ 25,851
Detention - Fire Suppression System Replacement	\$ 115,000	\$ -	\$ -	\$ -	\$ -	\$ 115,000
Detention - Jail Door Control System Replacement	\$ 437,764	\$ 744,415	\$ -	\$ -	\$ -	\$ 1,182,179
Eli Whitney Community Center - 2 Pickleball Courts	\$ -	\$ 55,500	\$ -	\$ -	\$ -	\$ 55,500
EMS Boone Station - Pave Parking Lot	\$ -	\$ 50,000	\$ -	\$ -	\$ -	\$ 50,000
EMS Boone Station - Roof Coating	\$ 73,888	\$ -	\$ -	\$ -	\$ -	\$ 73,888
EMS Graham - Pave Drive Way/Parking Lot	\$ 100,000	\$ -	\$ -	\$ -	\$ -	\$ -
EMS Main Center - Pave Parking Lot	\$ -	\$ -	\$ 150,000	\$ -	\$ -	\$ 150,000
EMS Main Center - Replace Interior Flooring	\$ 72,000	\$ -	\$ -	\$ -	\$ -	\$ 72,000
EMS Main Center - Roof Coating	\$ 144,172	\$ -	\$ -	\$ -	\$ -	\$ 144,172
EMS Mebane Station - Construction	\$ -	\$ 4,500,000	\$ -	\$ -	\$ -	\$ 4,500,000
EMS Rudd Street Station - Pave Parking Lot	\$ -	\$ 50,000	\$ -	\$ -	\$ -	\$ -
Equipment - FJC Generator Replacement	\$ -	\$ -	\$ 12,500	\$ -	\$ -	\$ 12,500
Future Roof and HVAC Replacements	\$ -	\$ 1,300,000	\$ 1,300,000	\$ 1,300,000	\$ 4,200,000	\$ 8,100,000
Future Vehicle Replacements	\$ -	\$ 1,300,000	\$ 1,300,000	\$ 1,000,000	\$ 1,400,000	\$ 5,000,000
Health Dept. Bldg Exterior (old Same Day Surg, Bldg)	\$ 100,000	\$ -	\$ -	\$ -	\$ -	\$ 100,000
HSC: Electrical Panel Upgrade	\$ 58,000	\$ -	\$ -	\$ -	\$ -	\$ 58,000
Human Services Center - Clean, Patch, Paint Interior Walls	\$ -	\$ 15,000	\$ -	\$ -	\$ -	\$ -
Human Services Center - DSS New Signage and Installation and Painting	\$ 70,000	\$ 70,000	\$ -	\$ -	\$ -	\$ 140,000
Human Services Center - DSS Replace Carpet and Paint 20 Offices	\$ 40,000	\$ 40,000	\$ 40,000	\$ 40,000	\$ -	\$ -
Human Services Center - Health Security Door Installation	\$ 169,332	\$ -	\$ -	\$ -	\$ -	\$ 1,000,000

## RECOMMENDED FUNDING SCHEDULE

### AC Requests

Project Costs	FY26-27 Requests	FY27-28 Requests	FY28-29 Requests	FY29-30 Requests	FY30-31 Requests	FY27-31 Total
<b>Project Costs</b>						
ALPR Camera Project	\$ 48,214	\$ -	\$ -	\$ -	\$ -	\$ 48,214
Clearview Facial Recognition Subscription	\$ 35,000	\$ -	\$ -	\$ -	\$ -	\$ 35,000
Crawl space draining	\$ 30,000	\$ -	\$ -	\$ -	\$ -	\$ 30,000
Detention - Cell Intercoms	\$ 9,778	\$ -	\$ -	\$ -	\$ -	\$ 9,778
Detention - Cell Toilet Installation	\$ 37,256	\$ -	\$ -	\$ -	\$ -	\$ 37,256
Detention - Jail Annex Fence Upgrade	\$ 13,500	\$ -	\$ -	\$ -	\$ -	\$ 13,500
Detention - Jail Annex HVAC Unit(s)	\$ 14,120	\$ 14,826	\$ 15,567	\$ -	\$ -	\$ 44,513
Detention - Jail Annex Roof	\$ 75,000	\$ -	\$ -	\$ -	\$ -	\$ 75,000
Detention - Jail Floor Refinishing	\$ 70,060	\$ -	\$ -	\$ -	\$ -	\$ 70,060
Detention - Jail HVAC Fence Replacement	\$ 16,376	\$ -	\$ -	\$ -	\$ -	\$ 16,376
Detention - Plumbing Upgrade	\$ 7,860	\$ -	\$ -	\$ -	\$ -	\$ 7,860
Digital Storage Replacement	\$ 516,250	\$ -	\$ -	\$ -	\$ -	\$ 516,250
Eli Whitney Community Center - 2 Pickleball Courts	\$ -	\$ -	\$ 60,000	\$ -	\$ -	\$ 60,000
EMS Base - Carpet Replacement	\$ 50,000	\$ -	\$ -	\$ -	\$ -	\$ 50,000
EOC Remodel to FJC space	\$ 107,211	\$ -	\$ -	\$ -	\$ -	\$ 107,211
Facilities Building	\$ 62,000	\$ -	\$ -	\$ -	\$ -	\$ 62,000
Interview Room Recording System Replacement	\$ 20,456	\$ -	\$ -	\$ -	\$ -	\$ 20,456
Register of Deeds - Bathroom ADA Retrofit	\$ 225,000	\$ -	\$ -	\$ -	\$ -	\$ 225,000
Shallow Ford - Parking Lot Expansion	\$ 97,800	\$ -	\$ -	\$ -	\$ -	\$ 97,800
Suite E renovation	\$ 34,000	\$ -	\$ -	\$ -	\$ -	\$ 34,000
Office Space Renovation	\$ 90,400	\$ -	\$ -	\$ -	\$ -	\$ 90,400
Pleasant Grove Storage Building	\$ -	\$ 98,000	\$ -	\$ -	\$ -	\$ 98,000
Public Defender Building - Roof Replacement	\$ 480,646	\$ -	\$ -	\$ -	\$ -	\$ 480,646
Various Buildings - Emergency Repairs	\$ 200,000	\$ 240,000	\$ 280,000	\$ 320,000	\$ -	\$ 1,040,000
Various Buildings - HVAC Replacements	\$ 213,458	\$ 834,784	\$ 1,066,596	\$ 1,810,000	\$ -	\$ 3,924,838
Various County Buildings - Badge Access and Security Camera Installation	\$ 293,178	\$ 173,148	\$ 206,794	\$ 231,747	\$ 4,304	\$ 909,171
Emergency Services Center Renovations	\$ 4,668,754	\$ -	\$ -	\$ -	\$ -	\$ 4,668,754
<b>Total Facilities Management Projects</b>	<b>\$ 9,134,327</b>	<b>\$ 9,486,173</b>	<b>\$ 4,490,361</b>	<b>\$ 4,702,247</b>	<b>\$ 5,604,804</b>	<b>\$ 33,923,580</b>
<b>Health</b>						
Vehicles - NEW SUV	\$ 25,000	\$ -	\$ -	\$ -	\$ -	\$ 25,000
Vehicles - Replace SUV	\$ 78,000	\$ -	\$ -	\$ -	\$ -	\$ 78,000
<b>Total Health Projects</b>	<b>\$ 103,000</b>	<b>\$ -</b>	<b>\$ -</b>	<b>\$ -</b>	<b>\$ -</b>	<b>\$ 103,000</b>
<b>Information Technology</b>						
CAMA and Tax Collections and Revenue Management Systems	\$ 1,050,434	\$ -	\$ -	\$ -	\$ -	\$ 1,050,434
Central Permitting Replacement	\$ -	\$ 241,147	\$ -	\$ -	\$ -	\$ 241,147
FY 26-27 Critical Hardware Replacement	\$ 1,045,622	\$ 2,090,697	\$ 1,408,507	\$ 954,976	\$ 751,928	\$ 6,251,730

## RECOMMENDED FUNDING SCHEDULE

## AC Requests

Project Costs	FY26-27 Requests	FY27-28 Requests	FY28-29 Requests	FY29-30 Requests	FY30-31 Requests	FY27-31 Total
<b>Project Costs</b>						
DSS Northwoods Traverse	\$ 295,000	\$ 175,000	\$ 175,000	\$ 175,000	\$ 175,000	\$ 995,000
Purchase of computers for Alamance County	\$ 567,000	\$ -	\$ -	\$ -	\$ -	\$ 567,000
<b>Total Information Technology Projects</b>	<b>\$ 2,958,056</b>	<b>\$ 2,506,844</b>	<b>\$ 1,583,507</b>	<b>\$ 1,129,976</b>	<b>\$ 926,928</b>	<b>\$ 9,105,311</b>
<b>Parks</b>						\$ -
Alston Quarter Phase 1 Development	\$ 25,000	\$ 50,000	\$ 475,000	\$ 450,000	\$ -	\$ 1,000,000
Austin Quarter - Mountain Bike Park	\$ -	\$ -	\$ -	\$ 500,000	\$ -	\$ 500,000
Cedarock Park - Carney Post Office Restoration	\$ -	\$ 350,000	\$ -	\$ -	\$ -	\$ 350,000
Cedarock Park - Dogpark	\$ -	\$ 30,000	\$ -	\$ -	\$ -	\$ 30,000
Commercial Mower Replacement	\$ -	\$ 20,000	\$ -	\$ -	\$ -	\$ 20,000
Commercial Mower Replacement.	\$ -	\$ -	\$ -	\$ 20,000	\$ -	\$ 20,000
CRP - Replacement of Elmo's Gazebo	\$ -	\$ 100,000	\$ -	\$ -	\$ -	\$ 100,000
Dump Truck Replacement	\$ -	\$ -	\$ -	\$ 100,000	\$ -	\$ 100,000
Great Bend Park - Additions	\$ -	\$ -	\$ 460,000	\$ -	\$ -	\$ 460,000
Cedarock Park - Dogpark	\$ -	\$ -	\$ 30,000	\$ -	\$ -	\$ 30,000
Commercial Mower Replacement	\$ 20,000	\$ -	\$ -	\$ -	\$ -	\$ 20,000
Dump Trailer Replacement	\$ 10,000	\$ -	\$ -	\$ -	\$ -	\$ 10,000
EM Holt/BEJ Athletic Fields - Upgrades Phase I and II	\$ 2,000,000	\$ -	\$ -	\$ -	\$ -	\$ 2,000,000
Equipment Replacement - Skid Steer	\$ -	\$ 60,000	\$ -	\$ -	\$ -	\$ 60,000
Gator 4x4 Replacement	\$ -	\$ -	\$ 18,000	\$ 36,000	\$ -	\$ 54,000
Golf Cart Replacement	\$ -	\$ -	\$ 18,000	\$ -	\$ -	\$ 18,000
Mini Excavator Replacement	\$ -	\$ -	\$ -	\$ -	\$ 100,000	\$ 100,000
Northern Parks Maint Building	\$ -	\$ 100,000	\$ -	\$ -	\$ -	\$ 100,000
Pleasant Grove Community Center - Playground	\$ -	\$ -	\$ 625,000	\$ -	\$ -	\$ 625,000
Sedan Replacement	\$ -	\$ 35,000	\$ -	\$ -	\$ -	\$ 35,000
SUV Replacement	\$ 30,000	\$ -	\$ -	\$ -	\$ -	\$ 30,000
Truck Replacement	\$ -	\$ -	\$ 50,000	\$ -	\$ 50,000	\$ 100,000
<b>Total Parks</b>	<b>\$ 2,085,000</b>	<b>\$ 745,000</b>	<b>\$ 1,676,000</b>	<b>\$ 1,106,000</b>	<b>\$ 150,000</b>	<b>\$ 5,762,000</b>
<b>Sheriff</b>						\$ -
Detention Axon Taser 10 Lease	\$ 128,248	\$ 128,248	\$ -	\$ -	\$ -	\$ 256,496
Sheriff Axon Taxer 10 Lease	\$ 129,877	\$ 129,877	\$ -	\$ -	\$ -	\$ 259,754
Sheriff Vehicle Replacement	\$ 1,000,000	\$ 1,000,000	\$ 1,000,000	\$ 1,000,000	\$ 1,000,000	\$ 5,000,000
<b>Total Sheriff Projects</b>	<b>\$ 1,258,125</b>	<b>\$ 1,258,125</b>	<b>\$ 1,000,000</b>	<b>\$ 1,000,000</b>	<b>\$ 1,000,000</b>	<b>\$ 5,516,250</b>
<b>Total Project Costs</b>	<b>\$ 18,283,508</b>	<b>\$ 15,341,142</b>	<b>\$ 10,096,868</b>	<b>\$ 9,645,223</b>	<b>\$ 8,929,732</b>	<b>\$ 62,296,473</b>

## RECOMMENDED FUNDING SCHEDULE

## Current Projects Detail

Entity	Life to Date Revised Budget	Life to Date Actuals	Life to Date Remaining
<b>ABSS CAPITAL PROJECTS FUND</b>			
<b>EXPENSE</b>			
CENTRAL OFFICE	\$ 275,350	\$ 275,350	\$ -
EHS/GHS/WHS-PHASE II	\$ 12,410,007	\$ 12,410,007	\$ -
ALEXANDER WILSON ELEMENTARY	\$ 2,487,536	\$ 2,487,536	\$ -
A-O ELEMENTARY	\$ 580,742	\$ 580,742	\$ -
BROADVIEW MIDDLE	\$ 1,305,330	\$ 1,305,330	\$ -
CAREER TECH CENTER	\$ 8,298,202	\$ 8,298,202	\$ -
HIGHLAND ELEMENTARY	\$ 14,341,746	\$ 14,341,746	\$ -
EM YODER ELEMENTARY	\$ 1,922,974	\$ 1,922,974	\$ -
EASTERN HIGH	\$ 1,118,660	\$ 1,118,660	\$ -
EASTLAWN ELEMENTARY	\$ 156,600	\$ 156,600	\$ -
EM HOLT ELEMENTARY	\$ 2,222,071	\$ 2,222,071	\$ -
ELON ELEMENTARY	\$ 209,302	\$ 209,302	\$ -
B EVERETT JORDAN ELEMENTARY	\$ 3,916,365	\$ 3,916,365	\$ -
GARRETT ELEMENTARY	\$ 25,602,254	\$ 25,602,254	\$ -
GRAHAM HIGH	\$ 118,164	\$ 118,164	\$ -
GRAHAM MIDDLE	\$ 318,291	\$ 318,291	\$ -
GROVE PARK ELEMENTARY	\$ 18,851	\$ 18,851	\$ -
HARVEY R NEWLIN ELEMENTARY	\$ 2,191,190	\$ 2,191,190	\$ -
HAW RIVER ELEMENTARY	\$ 1,937,770	\$ 1,937,770	\$ -
HUGH M CUMMINGS HIGH	\$ 611,023	\$ 611,023	\$ -
NORTH GRAHAM	\$ 2,867,732	\$ 2,867,732	\$ -
PLEASANT GROVE ELEMENTARY	\$ 2,889	\$ 2,889	\$ -
ANDREWS ELEMENTARY	\$ 3,010,558	\$ 3,010,558	\$ -
SOUTH GRAHAM ELEMENTARY	\$ 3,254,887	\$ 3,254,887	\$ -
SOUTH MEBANE ELEMENTARY	\$ 7,562	\$ 7,562	\$ -

## RECOMMENDED FUNDING SCHEDULE

### Current Projects Detail

Entity	Life to Date Revised Budget	Life to Date Actuals	Life to Date Remaining
<b>ABSS CAPITAL PROJECTS FUND</b>			
SOUTHERN HIGH	\$ 1,327,378	\$ 1,327,378	\$ -
SOUTHERN MIDDLE	\$ 3,613,750	\$ 3,613,750	\$ -
SYLVAN ELEMENTARY	\$ 35,203	\$ 35,203	\$ -
TURRENTINE MIDDLE	\$ 50,580	\$ 50,580	\$ -
WALTER M WILLIAMS HIGH	\$ 1,649,666	\$ 1,649,666	\$ -
WESTERN HIGH	\$ 1,087,023	\$ 1,087,023	\$ -
WESTERN MIDDLE	\$ 2,272,167	\$ 2,272,167	\$ -
WOODLAWN MIDDLE	\$ 5,578,258	\$ 5,578,258	\$ -
SELLARS-GUNN ALTERNATIVE	\$ 654,776	\$ 654,776	\$ -
COMPLETED PROJECTS	\$ 9,400,000	\$ 1,405,605	\$ 7,994,395
CAPITAL RESERVE PROJECTS	\$ 32,354,542	\$ 30,736,252	\$ 1,618,290
FIVE-YEAR CAPITAL IMPROVEMENT	\$ 12,011,520	\$ 12,011,520	\$ -
2002 FACILITY IMPROVEMENTS	\$ 944,804	\$ 944,804	\$ -
2006 BOND REALLOCATION	\$ 4,292,720	\$ 4,292,720	\$ -
STATE LOTTERY PROCEEDS	\$ 13,373,456	\$ 13,373,456	\$ -
INTEREST FOR CAPITAL PROJECTS	\$ 5,083,733	\$ 5,083,733	\$ -
RENOVATION & REPAIR FUND	\$ 493,277	\$ 457,558	\$ 35,719
COMPLETED PROJECTS	\$ 49,368,412	\$ 49,368,412	\$ -
2006 BOND CONTINGENCY	\$ -	\$ -	\$ -
ALAMANCE-BURLINGTON SCHOOL SYS	\$ 75,975,547	\$ 75,448,863	\$ 526,683
2018 SCHOOL BONDS	\$ 151,780,961	\$ 148,368,045	\$ 3,412,917
2024 SCHOOL BONDS	\$ 19,361,822	\$ 13,975,918	\$ 5,385,904
<b>PROJECTS TOTAL</b>	<b>\$ 45,827,679</b>	<b>\$ 45,827,679</b>	<b>\$ -</b>
<b>EXPENSE TOTAL</b>	<b>\$ 525,723,328</b>	<b>\$ 506,749,421</b>	<b>\$ 18,973,907</b>

<b>REVENUE</b>			
----------------	--	--	--

## RECOMMENDED FUNDING SCHEDULE

## Current Projects Detail

Entity	Life to Date Revised Budget	Life to Date Actuals	Life to Date Remaining
<b>ABSS CAPITAL PROJECTS FUND</b>			
<b>PROJECTS</b>			
UNDEFINED FUNCTION	\$ -	\$ -	\$ -
CENTRAL OFFICE	\$ 275,350	\$ 275,350	\$ -
EHS/GHS/WHS-PHASE II	\$ 12,410,007	\$ 12,410,007	\$ -
ALEXANDER WILSON ELEMENTARY	\$ 2,611,806	\$ 2,611,806	\$ -
A-O ELEMENTARY	\$ 580,742	\$ 580,742	\$ -
BROADVIEW MIDDLE	\$ 1,553,909	\$ 1,553,909	\$ -
HIGHLAND ELEMENTARY	\$ 16,191,994	\$ 16,191,994	\$ -
EM YODER ELEMENTARY	\$ 1,922,974	\$ 1,922,974	\$ -
EASTERN HIGH	\$ 1,329,860	\$ 1,329,860	\$ -
EASTLAWN ELEMENTARY	\$ 156,600	\$ 156,600	\$ -
EM HOLT ELEMENTARY	\$ 4,059,318	\$ 4,059,318	\$ -
ELON ELEMENTARY	\$ 209,302	\$ 209,302	\$ -
B EVERETT JORDAN ELEMENTARY	\$ 3,916,365	\$ 3,916,365	\$ -
GARRETT ELEMENTARY	\$ 25,602,254	\$ 25,602,254	\$ -
GRAHAM HIGH	\$ 118,164	\$ 118,164	\$ -
GRAHAM MIDDLE	\$ 318,291	\$ 318,291	\$ -
GROVE PARK ELEMENTARY	\$ 18,851	\$ 18,851	\$ -
HARVEY R NEWLIN ELEMENTARY	\$ 2,960,017	\$ 2,960,017	\$ -
HAW RIVER ELEMENTARY	\$ 2,032,410	\$ 2,032,410	\$ -
HUGH M CUMMINGS HIGH	\$ 1,140,788	\$ 1,140,788	\$ -
NORTH GRAHAM	\$ 2,867,732	\$ 2,867,732	\$ -
PLEASANT GROVE ELEMENTARY	\$ 2,889	\$ 2,889	\$ -
ANDREWS ELEMENTARY	\$ 4,284,055	\$ 4,284,055	\$ -
SOUTH GRAHAM ELEMENTARY	\$ 4,030,960	\$ 4,030,960	\$ -
SOUTH MEBANE ELEMENTARY	\$ 7,562	\$ 7,562	\$ -

## RECOMMENDED FUNDING SCHEDULE

### Current Projects Detail

Entity	Life to Date Revised Budget	Life to Date Actuals	Life to Date Remaining
<b>ABSS CAPITAL PROJECTS FUND</b>			
SOUTHERN HIGH	\$ 1,453,103	\$ 1,453,103	\$ -
SOUTHERN MIDDLE	\$ 5,646,380	\$ 5,646,380	\$ -
SYLVAN ELEMENTARY	\$ 35,203	\$ 35,203	\$ -
TURRENTINE MIDDLE	\$ 50,580	\$ 50,580	\$ -
WALTER M WILLIAMS HIGH	\$ 1,537,057	\$ 1,537,057	\$ -
WESTERN HIGH	\$ 1,245,917	\$ 1,245,917	\$ -
WESTERN MIDDLE	\$ 2,272,167	\$ 2,272,167	\$ -
WOODLAWN MIDDLE	\$ 5,578,258	\$ 5,578,258	\$ -
SELLARS-GUNN ALTERNATIVE	\$ 28,500	\$ 28,500	\$ -
FIVE YEAR CIP	\$ 15,198,134	\$ 15,198,134	\$ -
2002 FACILITY IMPROVEMENTS	\$ 944,804	\$ 944,804	\$ -
STATE LOTTERY PROCEEDS	\$ 32,267,482	\$ 32,057,103	\$ 210,379
COMPLETED PROJECTS	\$ 49,600,022	\$ 49,600,022	\$ -
INTEREST/LOSS ON INVESTMENTS	\$ 4,646,253	\$ 6,662,200	\$ (2,015,948)
MISCELLANEOUS REVENUE	\$ -	\$ -	\$ -
PROCEEDS-BOND SALE	\$ 223,133,503	\$ 223,133,503	\$ -
PROCEEDS-INSTALLMENT LOAN	\$ 8,298,202	\$ 8,298,202	\$ -
BOND PREMIUM	\$ 27,219,034	\$ 27,219,034	\$ -
FIVE-YEAR CAPITAL IMPROVEMENT	\$ -	\$ -	\$ -
OPERATING TRANSFER IN	\$ 57,966,529	\$ 48,026,179	\$ 9,940,350
<b>PROJECTS TOTAL</b>	<b>\$ 525,723,328</b>	<b>\$ 517,588,547</b>	<b>\$ 8,134,781</b>
<b>REVENUE TOTAL</b>	<b>\$ 525,723,328</b>	<b>\$ 517,588,547</b>	<b>\$ 8,134,781</b>
<b>ABSS CAPITAL PROJECTS FUND TOTAL</b>	<b>\$ -</b>	<b>\$ 10,839,126</b>	<b>\$ (10,839,126)</b>

**RECOMMENDED FUNDING SCHEDULE****Current Projects Detail**

<b>Entity</b>	<b>Life to Date Revised Budget</b>	<b>Life to Date Actuals</b>	<b>Life to Date Remaining</b>
<b>ACC CAPITAL PROJECTS FUND</b>			
<b>EXPENSE</b>			
<b>PROJECTS</b>			
GLASS REPLACEMENT-MAIN BUILDING	\$ 300,000	\$ 300,000	\$ -
ALLIED HEALTH BLDG/BURL RENOVATIONS	\$ 6,481,843	\$ 6,481,843	\$ -
LITERACY BUILDING	\$ 1,647,589	\$ 1,647,589	\$ -
ADVANCE APPLIED TECH CENTER	\$ 16,033,309	\$ 16,033,309	\$ (0)
2018 SCHOOL BONDS	\$ 46,010,357	\$ 44,426,375	\$ 1,583,982
ACC CAPITAL PROJECTS	\$ 4,919,147	\$ 4,896,071	\$ 23,076
TRANSFERS TO OTHER FUNDS	\$ 5,058,365	\$ 3,706,595	\$ 1,351,770
<b>PROJECTS TOTAL</b>	<b>\$ 80,450,609</b>	<b>\$ 77,491,781</b>	<b>\$ 2,958,828</b>
<b>EXPENSE TOTAL</b>	<b>\$ 80,450,609</b>	<b>\$ 77,491,781</b>	<b>\$ 2,958,828</b>

<b>REVENUE</b>			
<b>PROJECTS</b>			
INTEREST/LOSS ON INVESTMENTS	\$ 583,011	\$ 1,329,867	\$ (746,856)
PROCEEDS-BOND SALE	\$ 62,845,529	\$ 62,845,529	\$ -
BOND PREMIUM	\$ 5,172,930	\$ 5,172,930	\$ -
OPERATING TRANSFER IN	\$ 11,849,139	\$ 10,477,293	\$ 1,371,846
<b>PROJECTS TOTAL</b>	<b>\$ 80,450,609</b>	<b>\$ 79,825,619</b>	<b>\$ 624,990</b>
<b>REVENUE TOTAL</b>	<b>\$ 80,450,609</b>	<b>\$ 79,825,619</b>	<b>\$ 624,990</b>
<b>ACC CAPITAL PROJECTS FUND TOTAL</b>	<b>\$ -</b>	<b>\$ (2,333,838)</b>	<b>\$ 2,333,838</b>

## RECOMMENDED FUNDING SCHEDULE

## Current Projects Detail

Entity	Life to Date Revised Budget	Life to Date Actuals	Life to Date Remaining
<b>AC CAPITAL PROJECTS FUND</b>			
<b>EXPENSE</b>			
<b>GENERAL GOVERNMENT PROJECTS</b>			
HSC CHILLER	\$ 218,777	\$ 218,777	\$ -
FAMILY JUSTICE CENTER/FIRE MAR	\$ 1,282,012	\$ 1,282,012	\$ -
COUNTY OFFICE BUILDING/COURT A GENERATOR	\$ 588,537	\$ 486,537	\$ 102,000
MAINTENANCE BUILDING RENOVATIO	\$ 224,577	\$ 224,577	\$ -
CRIMINAL COURTS RENOVATIONS	\$ 167,470	\$ 167,470	\$ -
ROOFING-GROUP A	\$ 435,150	\$ 435,150	\$ -
PAVING-GROUP A	\$ 293,573	\$ 293,573	\$ -
CONTINGENCY	\$ -	\$ -	\$ -
HUMAN SERVICE CENTER/WALL REPA	\$ 98,537	\$ 98,537	\$ -
OLD COURTHOUSE	\$ 3,012,079	\$ 3,012,079	\$ -
COUNTY OFFICE BUILDING-RESTROO	\$ 79,699	\$ 79,699	\$ -
CEDAROCK PARK	\$ 447,333	\$ 447,333	\$ -
REPAIR/RENOVATION/ADA	\$ 261,112	\$ 261,112	\$ -
AG BLDG HVAC UPGRADE	\$ 18,458	\$ 18,458	\$ -
ROOFING BUNDLE-HSC-GROUP B	\$ 609,074	\$ 609,074	\$ -
ROOFING BUNDLE-REG DEEDS-GROUP	\$ 132,750	\$ 132,750	\$ -
PAVING BUNDLE-GROUP B	\$ 782,889	\$ 782,889	\$ -
CONTINGENCY	\$ (4,200)	\$ (4,200)	\$ -
ELI WHITNEY RENOVATIONS	\$ 88,683	\$ 88,683	\$ -
YOUTH SERVICES BUILDING	\$ 170,050	\$ 170,050	\$ -
FAMILY JUSTICE CENTER	\$ 21,566	\$ 21,566	\$ -
ENVIRONMENTAL SERVICES	\$ 9,473	\$ 9,473	\$ -
CIVIL COURTS BUILDING	\$ 25,814	\$ 25,814	\$ -
CRIMINAL COURTS BUILDING	\$ 19,872	\$ 19,872	\$ -
MEBANE TOWER SITE	\$ 81,205	\$ 81,205	\$ -
HUMAN SERVICE CENTER-CANOPY/CH	\$ 16,494	\$ 16,494	\$ -
REG OF DEEDS-CHILLER	\$ 6,109	\$ 6,109	\$ -
BOARD OF ELECTIONS-HVAC/FENCE/	\$ 15,011	\$ 15,011	\$ -
CRIMINAL COURTS-HVAC-C/R	\$ 35,000	\$ 35,000	\$ -
RESCUE-C/R	\$ 22,436	\$ 22,436	\$ -
FIRE ALARM SYSTEM	\$ 78,672	\$ 78,672	\$ -
GRAHAM MANOR-C/R	\$ 223,638	\$ 223,638	\$ -
ROOF REPAIRS	\$ 29,900	\$ 29,900	\$ -
CIVIL COURTROOM REPAIRS	\$ 29,681	\$ 29,681	\$ -
PINE STREET SIDING REPLACEMENT	\$ 8,031	\$ 8,031	\$ -
CSI BUILDING HVAC REPLACEMENT	\$ 8,850	\$ 8,850	\$ -
AG HVAC REPLACEMENT	\$ 24,730	\$ 24,730	\$ -
SHERIFF/JAIL COMPLEX-PARKING-C	\$ 2,520	\$ 2,520	\$ -
RUDD STREET EMS STATION-PARKIN	\$ 8,075	\$ 8,075	\$ -
HUMAN SERVICES CENTER-PARKING-	\$ 7,110	\$ 7,110	\$ -
JAIL-PIPES-C/R	\$ 11,084	\$ 11,084	\$ -
1212 TURRENTIVE ST-FUEL PUMPS-	\$ 3,084	\$ 3,084	\$ -

## RECOMMENDED FUNDING SCHEDULE

## Current Projects Detail

Entity	Life to Date Revised Budget	Life to Date Actuals	Life to Date Remaining
<b>AC CAPITAL PROJECTS FUND</b>			
CRIMINAL COURTS-COMPRESSOR	\$ 10,996	\$ 10,996	\$ -
JAIL-VALVES-C/R	\$ 18,565	\$ 18,565	\$ -
ELECTIONS-HVAC UNITS-C/R	\$ 12,650	\$ 12,650	\$ -
JAIL-AIR HANDLER-C/R	\$ 10,159	\$ 10,159	\$ -
REGISTER OF DEEDS-CARPET-C/R	\$ 19,081	\$ 19,081	\$ -
DOOR SECURITY SYSTEM	\$ 29,000	\$ 29,000	\$ -
CO OFFICE-2ND FLOOR-HVAC	\$ 77,894	\$ 77,894	\$ -
JAIL ROOF-G/F	\$ 248,120	\$ 248,120	\$ -
TRAINING-ASBESTOS	\$ 2,248	\$ 2,248	\$ -
PROBATION-DUMPSTER PAD	\$ 4,800	\$ 4,800	\$ -
HUMAN SERVICES CENTER-ELEVATOR	\$ 21,353	\$ 21,353	\$ -
EMS RUDD STREET-HVAC PROJECT	\$ 8,075	\$ 8,075	\$ -
DISTRICT ATTORNEY OFFICE IMPRO	\$ 34,966	\$ 34,966	\$ -
HUMAN SERVICES CENTER-FALL ARR	\$ 1,604	\$ 1,604	\$ -
COURT SERVICES ROOF	\$ 87,537	\$ 87,537	\$ -
PLEASANT GROVE ROOF	\$ 77,742	\$ 77,742	\$ -
NEW JAIL-SHOWER WALLS	\$ 29,900	\$ 29,900	\$ -
OLD JAIL-JOINT REPAIR PROJECT	\$ 26,289	\$ 26,289	\$ -
MAINTENANCE DEPT ROOF	\$ 28,900	\$ 28,900	\$ -
OLD JAIL-COMPRESSOR PROJECT	\$ 13,216	\$ 13,216	\$ -
AG BUILDING ALARM SYSTEM	\$ 20,200	\$ 20,200	\$ -
PLEASANT GROVE SEPTIC REPAIR	\$ 15,885	\$ 15,885	\$ -
HVAC-PURCHASING	\$ 28,275	\$ 28,275	\$ -
JAIL GYM SPRINKLERS	\$ 12,229	\$ 12,229	\$ -
NEW COURT BLDG SERVICES	\$ -	\$ -	\$ -
RENOVATIONS/REPAIR PROJECT FUN	\$ 41,298,621	\$ 6,132,822	\$ 32,675,921
TRANSFERS TO OTHER FUNDS	\$ 3,538,079	\$ 838,079	\$ 2,700,000
<b>GENERAL GOVERNMENT TOTAL</b>	<b>\$ 55,297,946</b>	<b>\$ 17,330,147</b>	<b>\$ 35,477,921</b>
<b>CENTRAL SERVICES</b>	<b>\$ -</b>	<b>\$ -</b>	<b>\$ -</b>
BOONE STATION EMS ROOF REPAIR	\$ 850	\$ 850	\$ -
ENVIRONMENTAL HEALTH	\$ -	\$ -	\$ -
CRIME SCENE INVESTIGATION	\$ 780	\$ 780	\$ -
CEDAROCK-OFFICE	\$ 12,899	\$ 12,899	\$ -
MAINTENANCE-OVERHEAD DOORS	\$ 11,437	\$ 11,437	\$ -
CEDAROCK-BOILER	\$ 16,475	\$ 16,475	\$ -
HSC-CUT-OFF VALVES	\$ 3,667	\$ 3,667	\$ -
EMS HQ-CONCRETE PAD	\$ 18,200	\$ 18,200	\$ -
ROOF SAFETY	\$ 44,813	\$ 44,813	\$ -
EMS BOONE STATION CONCRETE PAD	\$ 31,625	\$ 31,625	\$ -
EMS RUDD ST CONCRETE PAD	\$ -	\$ -	\$ -
HSC TANDEM BOILER	\$ -	\$ -	\$ -
COB EXTERIOR WALL SEALING	\$ 38,037	\$ 38,037	\$ -
ENV HEALTH-ROOF	\$ -	\$ -	\$ -
CSI BUILDING ROOF	\$ -	\$ -	\$ -
CIVIL COURTS-HVAC 2ND FLOOR	\$ 16,385	\$ 16,385	\$ -
EMS GENERATORS-RUDD & BOONE	\$ 121,200	\$ 121,200	\$ -
COB-ELEVATOR	\$ -	\$ -	\$ -

## RECOMMENDED FUNDING SCHEDULE

### Current Projects Detail

Entity	Life to Date Revised Budget	Life to Date Actuals	Life to Date Remaining
<b>AC CAPITAL PROJECTS FUND</b>			
JAIL:AIR HANDLER UNITS FY18-19	\$ 123,044	\$ 123,044	\$ -
FY 20 CHILLER	\$ 106,060	\$ 106,060	\$ -
JAIL ROOF MAINTENANCE	\$ -	\$ -	\$ -
ELI WHITNEY FIELD & SEPTIC	\$ -	\$ -	\$ -
COUNTY BUILDING ELEVATOR	\$ -	\$ -	\$ -
ANNEX ADA SIDEWALK & RAMP	\$ -	\$ -	\$ -
JAIL-AIR HANDLERS	\$ 433,361	\$ 433,361	\$ -
JAIL-FOUNDATION STABILIZATION	\$ 101,511	\$ 101,511	\$ -
JAIL-RENOVATION PROJECT	\$ 71,606	\$ 71,606	\$ -
HSC-ELEVATOR	\$ 563,672	\$ 559,952	\$ 3,720
HSC-HVAC	\$ 338,628	\$ 334,806	\$ -
HSC-TANDEM BOILER	\$ -	\$ -	\$ -
HSC-PARKING LOT CONSTRUCTION	\$ -	\$ -	\$ -
EMS GARAGE-ROOF	\$ 14,860	\$ 14,860	\$ -
JB ALLEN COURTHOUSE-SOIL STABI	\$ 149,009	\$ 149,009	\$ -
JB ALLEN COURTHOUSE-ROOF	\$ 205,362	\$ 205,362	\$ -
HISTORIC COURTHOUSE-ROOF	\$ 146,904	\$ 146,904	\$ -
CIVIL COURT BUILDING-HVAC	\$ -	\$ -	\$ -
FAMILY JUSTICE CENTER-ROOF	\$ 13,500	\$ 13,500	\$ -
NEW ELECTION BUILDING	\$ 1,896,345	\$ 1,848,990	\$ 47,355
EMS SUBSTATION-MEBANE	\$ 800,000	\$ 300,000	\$ 500,000
HSC-REPAIR OPENINGS	\$ 109,647	\$ 101,020	\$ 8,627
JAIL-REPAIRS	\$ 24,500	\$ 24,430	\$ 70
JB ALLEN-DEHUMIDIFIER	\$ 13,000	\$ 12,987	\$ 13
ELDERLY SERVICES-HVAC	\$ 19,928	\$ 14,503	\$ 5,425
DA-LOCKS	\$ 10,500	\$ 9,625	\$ 875
108 S. MAPLE	\$ 1,191,729	\$ 1,191,729	\$ 0
AG ROOF	\$ 5,000	\$ 5,000	\$ -
HSC TEMP CONTROLS	\$ 5,425	\$ 5,425	\$ -
BOARD OF ELECTIONS	\$ -	\$ -	\$ -
CCOM-TOWER SITE OLD LANDFILL	\$ -	\$ -	\$ -
CHILLER HOUSE (HSC)	\$ 139,125	\$ 27,751	\$ 111,374
COUNTY OFFICE BUILDING	\$ -	\$ -	\$ -
COUNTY OFFICE ANNEX BUILDING	\$ -	\$ -	\$ -
COURT-JB ALLEN COURTHOUSE	\$ 246,350	\$ 97,874	\$ 139,682
PARKS & REC-ELI WHITNEY GYM	\$ 23,781	\$ -	\$ 13,581
EMS-SUBSTATION BOONE STATION	\$ -	\$ -	\$ -
EMS-EMERGENCY SERVICES MAIN	\$ -	\$ -	\$ -
EMS-SUBSTATION RUDD STREET	\$ 24,000	\$ 14,250	\$ 9,750
FAMILY JUSTICE CENTER	\$ -	\$ -	\$ -
HUMAN SERVICES CENTER	\$ 467,488	\$ 42,984	\$ 424,504
JAIL-LEO CENTER/NEW JAIL	\$ 65,311	\$ 61,181	\$ 4,130
REGISTER OF DEEDS	\$ -	\$ -	\$ -
SHERIFF-STORAGE BUILDING	\$ 29,568	\$ 12,800	\$ 16,768
MAPLE BLDG-PUBLIC DEFENDERS	\$ -	\$ -	\$ -
DSS OFFICES	\$ -	\$ -	\$ -
EMERGENCY SERVICES CENTER	\$ -	\$ -	\$ -

## RECOMMENDED FUNDING SCHEDULE

## Current Projects Detail

Entity	Life to Date Revised Budget	Life to Date Actuals	Life to Date Remaining
<b>AC CAPITAL PROJECTS FUND</b>			
LIBRARY-GRAHAM PUBLIC BLDG	\$ -	\$ -	\$ -
VARIOUS COUNTY BUILDINGS	\$ -	\$ -	\$ -
INFORMATION TECHNOLOGY	\$ 878,900	\$ 548,199	\$ 289,866
<b>CENTRAL SERVICES Total</b>	<b>\$ 8,534,482</b>	<b>\$ 6,895,090</b>	<b>\$ 1,575,740</b>
<b>PUBLIC SAFETY</b>	<b>\$ -</b>	<b>\$ -</b>	<b>\$ -</b>
SHERIFF	\$ 1,184,333	\$ 1,134,548	\$ 49,785
JAIL	\$ 542,064	\$ 484,419	\$ 29,695
FIRE MARSHAL	\$ 130,000	\$ 60,997	\$ 69,003
SARA MANAGEMENT	\$ -	\$ -	\$ -
EMERGENCY MEDICAL SERVICE	\$ 818,000	\$ 217,739	\$ 315
CENTRAL COMMUNICATIONS	\$ 6,150,000	\$ 1,611,119	\$ 68,140
<b>PUBLIC SAFETY Total</b>	<b>\$ 8,824,397</b>	<b>\$ 3,508,822</b>	<b>\$ 216,938</b>
<b>HEALTH</b>	<b>\$ -</b>	<b>\$ -</b>	<b>\$ -</b>
HEALTH	\$ -	\$ -	\$ -
<b>HEALTH Total</b>	<b>\$ -</b>	<b>\$ -</b>	<b>\$ -</b>
<b>CULTURE &amp; RECREATION</b>	<b>\$ -</b>	<b>\$ -</b>	<b>\$ -</b>
AO ELEMENTARY FIELDS	\$ 650,000	\$ -	\$ 616,000
CAROLINA MILL	\$ 250,000	\$ -	\$ 250,000
TROXLER PARK	\$ 100,000	\$ -	\$ 100,000
SHALLOWFORD PARK	\$ 50,500	\$ 1,950	\$ 48,550
PLEASANT GROVE COMM CENTER	\$ -	\$ -	\$ -
AUSTIN QUARTER PARK	\$ -	\$ -	\$ -
GREAT BEND PARK	\$ -	\$ -	\$ -
HSC HEALTH	\$ 158,466	\$ -	\$ 53,162
HSC DSS	\$ 141,000	\$ 5,031	\$ 110,069
CRP EQUESTRIAN CENTER	\$ 24,813	\$ -	\$ 24,813
CRP FARM MUSEUM	\$ 53,053	\$ 7,000	\$ 46,053
CEDAROCK PARK	\$ 764,556	\$ -	\$ 553,332
EM HOLT / BEJ FIELDS	\$ -	\$ -	\$ -
CRP CARNEY POST OFFICE	\$ -	\$ -	\$ -
PARKS ADMINISTRATION	\$ 8,553,172	\$ 8,315,278	\$ 148,718
<b>CULTURE &amp; RECREATION Total</b>	<b>\$ 10,745,560</b>	<b>\$ 8,329,259</b>	<b>\$ 1,950,697</b>
<b>Expense Total</b>	<b>\$ 83,402,385</b>	<b>\$ 36,063,319</b>	<b>\$ 39,221,296</b>

<b>REVENUE</b>			
<b>PROJECTS</b>			
GENERAL GOVERNMENT REVENUE			
INTEREST/LOSS ON INVESTMENTS	\$ 38,616	\$ 43,398	\$ (4,782)
PROCEEDS-INSTALLMENT LOAN	\$ 31,900,000	\$ 9,400,000	\$ 22,500,000
OPERATING TRANSFER IN	\$ 35,795,133	\$ 27,561,710	\$ 8,233,423
FUND BALANCE	\$ -	\$ -	\$ -
RENOVATIONS/REPAIR PROJECT FUN	\$ -	\$ -	\$ -
<b>GENERAL GOVERNMENT TOTAL</b>	<b>\$ 67,733,749</b>	<b>\$ 37,005,108</b>	<b>\$ 30,728,641</b>
<b>CENTRAL SERVICES</b>	<b>\$ -</b>	<b>\$ -</b>	<b>\$ -</b>
EMERGENCY SERVICES CENTER	\$ -	\$ -	\$ -
<b>CENTRAL SERVICES Total</b>	<b>\$ -</b>	<b>\$ -</b>	<b>\$ -</b>
<b>PUBLIC SAFETY</b>	<b>\$ -</b>	<b>\$ -</b>	<b>\$ -</b>

**RECOMMENDED FUNDING SCHEDULE****Current Projects Detail**

Entity	Life to Date Revised Budget	Life to Date Actuals	Life to Date Remaining
<b>AC CAPITAL PROJECTS FUND</b>			
SHERIFF	\$ -	\$ -	\$ -
JAIL	\$ -	\$ -	\$ -
CENTRAL COMMUNICATIONS	\$ 6,150,000	\$ 978,238	\$ 5,171,762
<b>PUBLIC SAFETY Total</b>	<b>\$ 6,150,000</b>	<b>\$ 978,238</b>	<b>\$ 5,171,762</b>
<b>CULTURE &amp; RECREATION</b>	<b>\$ -</b>	<b>\$ -</b>	<b>\$ -</b>
TROXLER PARK	\$ 100,000	\$ -	\$ 100,000
SHALLOWFORD PARK	\$ -	\$ -	\$ -
AUSTIN QUARTER PARK	\$ -	\$ -	\$ -
CEDAROCK PARK	\$ 680,464	\$ -	\$ 680,464
PARKS ADMINISTRATION	\$ 8,738,172	\$ 20,000	\$ 8,718,172
<b>CULTURE &amp; RECREATION Total</b>	<b>\$ 9,518,636</b>	<b>\$ 20,000</b>	<b>\$ 9,498,636</b>
<b>REVENUE TOTAL</b>	<b>\$ 83,402,385</b>	<b>\$ 38,003,346</b>	<b>\$ 45,399,039</b>
<b>AC CAPITAL PROJECTS FUND TOTAL</b>	<b>\$ -</b>	<b>\$ (1,940,027)</b>	<b>\$ (6,177,743)</b>